

Circuito de Barcelona
International GT Open
Qualifying - 1 Driver - 1
Provisional Results



Cls	Nº	Entrant/Team	Nat	Driver 1	Nat	Driver 2	Nat	Vehicle	Cat	Cls	Laps	Best	Time	Gap	Interval	Km/h
1	15	Car Collection Motorsport	DEU	Gustav Bergström	SWE	Nico Menzel	DEU	Porsche 911 GT3 R (992)	PRO	1	5	3	1:39.335			168.7
2	33	Greystone GT	GBR	Dean Macdonald	GBR	James Kell	GBR	McLaren 720s GT3 Evo	PRO	2	13	12	1:39.583	0.248	0.248	168.3
3	96	Team Motopark	DEU	Lukas Dunner	AUT	Julian Hanses	DEU	Mercedes AMG GT3 EVO	PRO	3	10	8	1:39.643	0.308	0.060	168.2
4	9	GetSpeed	DEU	Anthony Bartone	USA	Fabian Schiller	DEU	Mercedes AMG GT3 EVO	PRO	4	9	6	1:39.718	0.383	0.075	168.1
5	6	GetSpeed	DEU	Valentin Pierburg	DEU	Aaron Walker	GBR	Mercedes AMG GT3 EVO	PROAM	1	9	7	1:39.765	0.430	0.047	168.0
6	20	SPS Automotive Performance	DEU	Dominik Baumann	AUT	Mikael Pitamber	ZAF	Mercedes AMG GT3 EVO	PRO	5	10	8	1:39.795	0.460	0.030	167.9
7	17	Team Motopark	DEU	Diego Menchaca	MEX	Marcos Siebert	ARG	Mercedes AMG GT3 EVO	PRO	6	10	7	1:40.033	0.698	0.238	167.5
8	24	Greystone GT	GBR	Andrey Borodin	IND	Oliver Webb	GBR	McLaren 720s GT3 Evo	PROAM	2	14	11	1:40.255	0.920	0.222	167.2
9	63	Oregon Team	ITA	Alberto Di Folco	ITA	Leonardo Pulcini	ITA	Lamborghini Huracan GT3 EVO2	PRO	7	8	6	1:40.360	1.025	0.105	167.0
10	27	Spirit of Race	CHE	Marco Pulcini	MCO	Eddie Cheever	ITA	Ferrari 296 GT3	PROAM	3	8	6	1:40.362	1.027	0.002	167.0
11	55	AF Corse	ITA	Laurent De Meeus	BEL	Jamie Stanley	GBR	Ferrari 296 GT3	PROAM	4	9	7	1:40.413	1.078	0.051	166.9
12	1	Eastalent Racing	AUT	Simon Reicher	BEL	Christopher Haase	DEU	Audi R8 LMS GT3 Evo II	PRO	8	9	4	1:40.473	1.138	0.060	166.8
13	19	Oregon Team	ITA	Marzio Moretti	ISR	Artëm Petrov	ISR	Lamborghini Huracan GT3 EVO2	PRO	9	12	2	1:40.585	1.250	0.112	166.6
14	51	Spirit of Race	CHE	Nicola Marinangeli	ITA	Vincent Abril	FRA	Ferrari 296 GT3	PRO	10	7	3	1:40.811	1.476	0.226	166.3
15	5	Olimp Racing	POL	Stanislaw Jedlinski	POL	Krystian Korzeniowski	POL	Ferrari 296 GT3	AM	1	11	4	1:40.967	1.632	0.156	166.0
16	10	Oregon Team	ITA	Alessio Deledda	ZAF	Jordan Pepper	ZAF	Lamborghini Huracan GT3 EVO2	PRO	11	8	6	1:41.084	1.749	0.117	165.8
17	7	Car Collection Motorsport	DEU	Bashar Mardini	CAN	Tijmen van der Helm	NLD	Porsche 911 GT3 R (992)	PROAM	5	13	2	1:41.160	1.825	0.076	165.7
18	69	Scuderia Villorba Corse	ITA	Michael Blanchemain	FRA	Jim Pla	FRA	Mercedes AMG GT3 EVO	PROAM	6	10	8	1:41.206	1.871	0.046	165.6
19	65	Team Motopark	DEU	Heiko Neumann	DEU	Timo Rumpfkeil	DEU	Mercedes AMG GT3 EVO	AM	2	13	3	1:41.321	1.986	0.115	165.4
20	8	Il Barone Rampante	ITA	Giuseppe Cipriani	ITA			Lamborghini Huracan GT3 EVO	AM	3	12	2	1:41.346	2.011	0.025	165.4
21	786	GetSpeed	DEU	Kiki Sak Nana	THA	Adam Osieka	DEU	Mercedes AMG GT3 EVO	AM	4	13	10	1:41.372	2.037	0.026	165.3
22	108	Vimana by GetSpeed	DEU	Ameerh Naran	ZWE	Tom Jackson	GBR	Mercedes AMG GT3 EVO	PROAM	7	11	3	1:41.550	2.215	0.178	165.0
23	75	ISR Racing	CZE	Filip Salaquarda	CZE	Libor Milota	CZE	Audi R8 LMS GT3 Evo II	PROAM	8	11	3	1:41.788	2.453	0.238	164.7
24	42	Leipert Motorsport	DEU	Mark Wallenwein	DEU	Maciej Blazek	POL	Lamborghini Huracan GT3 EVO2	PROAM	9	14	4	1:42.018	2.683	0.230	164.3
25	66	Greystone GT	GBR	Stewart Proctor	GBR	Lewis Proctor	GBR	McLaren 720s GT3	PROAM	10	13	9	1:42.121	2.786	0.103	164.1
26	95	Team Motopark	DEU	Morten Strömsted	DEN	Thomas Ikin	GBR	Mercedes AMG GT3 EVO	PROAM	11	11	8	1:42.152	2.817	0.031	164.1
27	777	Olimp Racing	POL	Marcin Jedlinski	POL	Karol Basz	POL	Audi R8 LMS GT3 Evo II	PROAM	12	14	9	1:42.186	2.851	0.034	164.0
28	25	AF Corse	ITA	Alessandro Cozzi	MCO	Giorgio Sernagiotto	ITA	Ferrari 296 GT3	PROAM	13	14	14	1:42.271	2.936	0.085	163.9
29	16	AF Corse	ITA	Marcelo Hahn	BRA	Allam Khodair	BRA	Ferrari 296 GT3	PROAM	14	8	2	1:42.361	3.026	0.090	163.7
30	99	Tresor Attempto Racing	DEU	Florian Scholze	DEU	Alex Arkin Aka	DEU	Audi R8 LMS GT3 Evo II	PROAM	15	13	3	1:42.918	3.583	0.557	162.8
31	12	Car Collection Motorsport	DEU	Hash	USA	Alex Fontana	CHE	Porsche 911 GT3 R (992)	PROAM	16	14	13	1:42.971	3.636	0.053	162.8
32	14	Good Speed Racing Team	POL	Piotr Wira	POL	Daan Arrow	NLD	Mercedes AMG GT3 EVO	PROAM	17	16	15	1:43.089	3.754	0.118	162.6
33	54	CBRX by SPS	DEU	Dexter Müller	CHE	Yannick Mettler	CHE	Mercedes AMG GT3 EVO	PROAM	18	15	12	1:43.489	4.154	0.400	161.9
34	88	Spirit of Race	CHE	Gino Forgione	CHE	Michele Rugolo	ITA	Ferrari 296 GT3	PROAM	19	13	3	1:43.552	4.217	0.063	161.9
35	23	Pellin Racing	ITA	Thor Haugen	USA	Paolo Ruberti	ITA	Ferrari 488 GT3 2020	PROAM	20	2	2	2:09.234	29.899	25.682	129.7

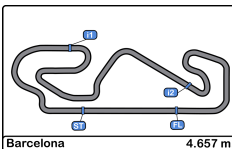
Published at:.....

Track Temp: 16.9 °C Air Temp: 19.2 °C Humidity: 53 % Track Status: DRY

Race Director: Alessandro Ferrari

Timekeeper: Luis Garcia





Circuito de Barcelona
International GT Open
Qualifying - 1 Driver - 1
Provisional Results by Category



PRO																
Cls	N°	Entrant/Team	Nat	Driver 1	Nat	Driver 2	Nat	Vehicle	Cat	Cls	Laps	Best	Time	Gap	Interval	Km/h
1	15	Car Collection Motorsport	DEU	Gustav Bergström	SWE	Nico Menzel	DEU	Porsche 911 GT3 R (992)	PRO	1	5	3	1:39.335			168.7
2	33	Greystone GT	GBR	Dean Macdonald	GBR	James Kell	GBR	McLaren 720s GT3 Evo	PRO	2	13	12	1:39.583	0.248	0.248	168.3
3	96	Team Motopark	DEU	Lukas Dunner	AUT	Julian Hanses	DEU	Mercedes AMG GT3 EVO	PRO	3	10	8	1:39.643	0.308	0.060	168.2
4	9	GetSpeed	DEU	Anthony Bartone	USA	Fabian Schiller	DEU	Mercedes AMG GT3 EVO	PRO	4	9	6	1:39.718	0.383	0.075	168.1
5	20	SPS Automotive Performance	DEU	Dominiq Baumann	AUT	Mikael Pitamber	ZAF	Mercedes AMG GT3 EVO	PRO	5	10	8	1:39.795	0.460	0.077	167.9
6	17	Team Motopark	DEU	Diego Menchaca	MEX	Marcos Siebert	ARG	Mercedes AMG GT3 EVO	PRO	6	10	7	1:40.033	0.698	0.238	167.5
7	63	Oregon Team	ITA	Alberto Di Folco	ITA	Leonardo Pulcini	ITA	Lamborghini Huracan GT3 EVO2	PRO	7	8	6	1:40.360	1.025	0.327	167.0
8	1	Eastalent Racing	AUT	Simon Reicher	AUT	Christopher Haase	DEU	Audi R8 LMS GT3 Evo II	PRO	8	9	4	1:40.473	1.138	0.113	166.8
9	19	Oregon Team	ITA	Marzio Moretti	ITA	Artëm Petrov	ISR	Lamborghini Huracan GT3 EVO2	PRO	9	12	2	1:40.585	1.250	0.112	166.6
10	51	Spirit of Race	CHE	Nicola Marinangeli	ITA	Vincent Abril	FRA	Ferrari 296 GT3	PRO	10	7	3	1:40.811	1.476	0.226	166.3
11	10	Oregon Team	ITA	Alessio Deledda	ITA	Jordan Pepper	ZAF	Lamborghini Huracan GT3 EVO2	PRO	11	8	6	1:41.084	1.749	0.273	165.8

PROAM																
Cls	N°	Entrant/Team	Nat	Driver 1	Nat	Driver 2	Nat	Vehicle	Cat	Cls	Laps	Best	Time	Gap	Interval	Km/h
1	6	GetSpeed	DEU	Valentin Pierburg	DEU	Aaron Walker	GBR	Mercedes AMG GT3 EVO	PROAM	1	9	7	1:39.765			168.0
2	24	Greystone GT	GBR	Andrey Borodin	IND	Oliver Webb	GBR	McLaren 720s GT3 Evo	PROAM	2	14	11	1:40.255	0.490	0.490	167.2
3	27	Spirit of Race	CHE	Marco Pulcini	MCO	Eddie Cheever	ITA	Ferrari 296 GT3	PROAM	3	8	6	1:40.362	0.597	0.107	167.0
4	55	AF Corse	ITA	Laurent De Meeus	BEL	Jamie Stanley	GBR	Ferrari 296 GT3	PROAM	4	9	7	1:40.413	0.648	0.051	166.9
5	7	Car Collection Motorsport	DEU	Bashar Mardini	CAN	Tijmen van der Helm	NLD	Porsche 911 GT3 R (992)	PROAM	5	13	2	1:41.160	1.395	0.747	165.7
6	69	Scuderia Villorba Corse	ITA	Michael Blanchemain	FRA	Jim Pla	FRA	Mercedes AMG GT3 EVO	PROAM	6	10	8	1:41.206	1.441	0.046	165.6
7	108	Vimana by GetSpeed	DEU	Ameerh Naran	CZE	Tom Jackson	GBR	Mercedes AMG GT3 EVO	PROAM	7	11	3	1:41.550	1.785	0.344	165.0
8	75	ISR Racing	CZE	Filip Salaquarda	CZE	Libor Milota	CZE	Audi R8 LMS GT3 Evo II	PROAM	8	11	3	1:41.788	2.023	0.238	164.7
9	42	Leipert Motorsport	DEU	Mark Wallenwein	DEU	Maciej Blazek	POL	Lamborghini Huracan GT3 EVO2	PROAM	9	14	4	1:42.018	2.253	0.230	164.3
10	66	Greystone GT	GBR	Stewart Proctor	GBR	Lewis Proctor	GBR	McLaren 720s GT3	PROAM	10	13	9	1:42.121	2.356	0.103	164.1
11	95	Team Motopark	DEU	Morten Strömsted	DNK	Thomas Ikin	GBR	Mercedes AMG GT3 EVO	PROAM	11	11	8	1:42.152	2.387	0.031	164.1
12	777	Olimp Racing	POL	Marcin Jedlinski	POL	Karol Basz	POL	Audi R8 LMS GT3 Evo II	PROAM	12	14	9	1:42.186	2.421	0.034	164.0
13	25	AF Corse	ITA	Alessandro Cozzi	MCO	Giorgio Sernagiotto	ITA	Ferrari 296 GT3	PROAM	13	14	14	1:42.271	2.506	0.085	163.9
14	16	AF Corse	ITA	Marcelo Hahn	BRA	Allam Khodair	BRA	Ferrari 296 GT3	PROAM	14	8	2	1:42.361	2.596	0.090	163.7
15	99	Tresor Attempto Racing	DEU	Florian Scholze	DEU	Alex Arkin Aka	DEU	Audi R8 LMS GT3 Evo II	PROAM	15	13	3	1:42.918	3.153	0.557	162.8
16	12	Car Collection Motorsport	DEU	Hash	USA	Alex Fontana	CHE	Porsche 911 GT3 R (992)	PROAM	16	14	13	1:42.971	3.206	0.053	162.8
17	14	Good Speed Racing Team	POL	Piotr Wira	POL	Daan Arrow	NLD	Mercedes AMG GT3 EVO	PROAM	17	16	15	1:43.089	3.324	0.118	162.6
18	54	CBRX by SPS	DEU	Dexter Müller	CHE	Yannick Mettler	CHE	Mercedes AMG GT3 EVO	PROAM	18	15	12	1:43.489	3.724	0.400	161.9
19	88	Spirit of Race	CHE	Gino Forgione	CHE	Michele Rugolo	ITA	Ferrari 296 GT3	PROAM	19	13	3	1:43.552	3.787	0.063	161.9
20	23	Pellin Racing	ITA	Thor Haugen	USA	Paolo Ruberti	ITA	Ferrari 488 GT3 2020	PROAM	20	2	2	2:09.234	29.469	25.682	129.7

Published at:.....

Track Temp: 16.9 °C Air Temp: 19.2 °C Humidity: 53 % Track Status: DRY

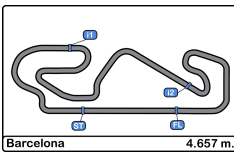
Race Director:

Alessandro Ferrari

Timekeeper:

Luis Garcia





Circuito de Barcelona
International GT Open
Qualifying - 1 Driver - 1
Provisional Results by Category



AM																
Cls	N°	Entrant/Team	Nat	Driver 1	Nat	Driver 2	Nat	Vehicle	Cat	Cls	Laps	Best	Time	Gap	Interval	Km/h
1	5	Olimp Racing		Stanislaw Jedlinski		<u>Krzysztof Korzeniowski</u>		Ferrari 296 GT3	AM	1	11	4	1:40.967			166.0
2	65	Team Motopark		Heiko Neumann		<u>Timo Rumpfkeil</u>		Mercedes AMG GT3 EVO	AM	2	13	3	1:41.321	0.354	0.354	165.4
3	8	Il Barone Rampante		Giuseppe Cipriani				Lamborghini Huracan GT3 EVO	AM	3	12	2	1:41.346	0.379	0.025	165.4
4	786	GetSpeed		Kiki Sak Nana		<u>Adam Osieka</u>		Mercedes AMG GT3 EVO	AM	4	13	10	1:41.372	0.405	0.026	165.3

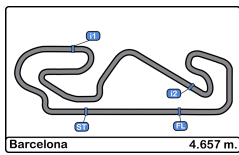
Published at:.....

Track Temp: 16.9 °C Air Temp: 19.2 °C Humidity: 53 % Track Status: DRY

Race Director: Alessandro Ferrari

Timekeeper: Luis Garcia



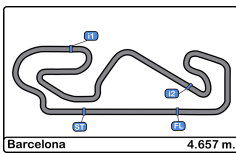


Circuito de Barcelona
International GT Open
Qualifying - 1 Driver - 1
Lap Analysis



1							8								
Simon Reicher Audi R8 LMS GT3 Evo II							Giuseppe Cipriani Lamborghini Huracan GT3 EVO								
PRO Christopher Haase							AM II Barone Rampante								
Lap	D	Time	Sector 1	Sector 2	Sector 3	T. Spd	Elapsed	Lap	D	Time	Sector 1	Sector 2	Sector 3	T. Spd	Elapsed
1	1	11:13:39.009	11:12:18.476	46.310	34.223	182.4	11:13:39.009	1	11:06:48.705	11:05:35.229	42.209	31.267	178.2	11:06:48.705	
2	1	1:43.366	29.927	40.463	32.976	262.7	11:15:22.375	2	1:41.346	30.138	40.649	30.559	259.6	11:08:30.051	
3	1	1:40.668	29.894	40.549	30.225	260.8	11:17:03.043	3	1:48.000	30.339	44.114	33.547	260.8	11:10:18.051	
4	1	1:40.473	29.923	40.502	30.048	261.5	11:18:43.516	4	1:51.261	30.905	45.537	34.819	260.8	11:12:09.312	
5	1	1:48.063	P 30.316	41.686	36.061	258.3	11:20:31.579	5	1:56.030	P 30.485	45.206	40.339	260.8	11:14:05.342	
6	1	17:26.453	16:08.291	46.778	31.384	181.8	11:37:58.032	6	7:25.579	6:10.460	42.596	32.523	182.4	11:21:30.921	
7	1	1:48.512	30.079	42.640	35.793	259.6	11:39:46.544	7	1:41.943	30.250	41.000	30.693	258.3	11:23:12.864	
8	1	1:40.535	29.825	40.700	30.010	260.2	11:41:27.079	8	1:51.745	P 30.440	42.254	39.051	258.3	11:25:04.609	
9	1	2:00.491	P 33.890	46.348	40.253	256.5	11:43:27.570	9	10:21.655	9:08.393	41.525	31.737	181.8	11:35:26.264	
5							10								
Stanislav Jedlinski Ferrari 296 GT3							AM Anthony Bartone Mercedes AMG GT3 EVO								
AM Krystian Korzeniowski Olimp Racing							PRO Fabian Schiller GetSpeed								
Lap	D	Time	Sector 1	Sector 2	Sector 3	T. Spd	Elapsed	Lap	D	Time	Sector 1	Sector 2	Sector 3	T. Spd	Elapsed
1	2	11:14:09.072	11:12:52.844	43.753	32.475	173.6	11:14:09.072	1	2	11:13:37.596	11:12:18.051	44.651	34.894	116.6	11:13:37.596
2	2	1:50.541	30.471	43.873	36.197	260.2	11:15:59.613	2	2	1:41.486	30.405	40.738	30.343	258.3	11:15:19.082
3	2	1:41.574	30.176	41.077	30.321	260.2	11:17:41.187	3	2	1:40.504	29.873	40.763	29.868	258.9	11:16:59.586
4	2	1:40.967	30.090	40.536	30.341	260.8	11:19:22.154	4	2	1:49.222	P 29.958	40.598	38.666	258.9	11:18:48.808
5	2	1:50.456	P 30.244	42.069	38.143	260.2	11:21:12.610	5	2	17:24.258	16:11.273	41.652	31.333	177.9	11:36:13.066
6	2	6:48.099	P 5:00.717	53.163	54.219	126.3	11:28:00.709	6	2	1:39.718	29.695	40.416	29.607	257.7	11:37:52.784
7	2	5:48.116	4:34.395	42.707	31.014	178.5	11:33:48.825	7	2	1:49.092	31.511	41.061	36.520	258.9	11:39:41.876
8	2	1:41.235	30.249	40.680	30.306	258.3	11:35:30.060	8	2	1:41.071	29.747	40.519	30.805	258.9	11:41:22.947
9	2	1:42.227	29.897	41.027	31.303	260.8	11:37:12.287	9	2	1:57.467	P 33.255	42.955	41.257	201.1	11:43:20.414
10	2	1:41.446	30.084	40.963	30.399	260.8	11:38:53.733	10							
6							10								
Valentin Pierburg Mercedes AMG GT3 EVO							PRO Alessio Deledda Lamborghini Huracan GT3 EVO2								
PROAM Aaron Walker GetSpeed							PRO Jordan Pepper Oregon Team								
Lap	D	Time	Sector 1	Sector 2	Sector 3	T. Spd	Elapsed	Lap	D	Time	Sector 1	Sector 2	Sector 3	T. Spd	Elapsed
1	2	11:11:22.432	11:10:08.574	42.849	31.009	180.6	11:11:22.432	1	1	11:11:00.306	11:09:41.978	44.224	34.104	175.6	11:11:00.306
2	2	1:40.417	30.354	40.496	29.567	260.2	11:13:02.849	2	1	1:42.279	30.397	41.177	30.705	257.7	11:12:42.585
3	2	1:40.586	29.871	40.692	30.023	260.8	11:14:43.435	3	1	1:41.650	30.120	40.936	30.594	262.1	11:14:24.235
4	2	1:49.159	31.003	44.844	33.312	261.5	11:16:32.594	4	1	1:51.933	P 30.804	43.016	38.113	261.5	11:16:16.168
5	2	1:48.921	P 29.925	40.685	38.311	259.6	11:18:21.515	5	1	5:30.700	4:18.058	41.701	30.941	183.9	11:21:46.868
6	2	18:23.704	17:03.427	48.897	31.380	183.9	11:36:45.219	6	1	1:41.084	29.911	40.857	30.316	258.3	11:23:27.952
7	2	1:39.765	29.682	40.347	29.736	259.6	11:38:24.984	7	1	1:41.258	30.037	40.685	30.536	260.8	11:25:09.210
8	2	1:42.787	29.668	42.958	30.161	259.6	11:40:07.771	8	1	2:04.273	P 30.039	44.842	49.392	260.2	11:27:13.483
9	2	2:01.942	P 35.673	45.298	40.971	260.2	11:42:09.713	7							
7							12								
PROAM Bashar Mardini Porsche 911 GT3 R (992)							PROAM Hash Porsche 911 GT3 R (992)								
PROAM Tijmen van der Helm Car Collection Motorsport							PROAM Alex Fontana Car Collection Motorsport								
Lap	D	Time	Sector 1	Sector 2	Sector 3	T. Spd	Elapsed	Lap	D	Time	Sector 1	Sector 2	Sector 3	T. Spd	Elapsed
1	2	11:08:48.475	11:07:27.130	46.070	35.275	129.8	11:08:48.475	1	1	11:11:56.327	11:10:43.440	41.793	31.094	182.7	11:11:56.327
2	2	1:41.160	30.220	40.805	30.135	260.2	11:10:29.635	2	1	1:43.272	30.504	41.642	31.126	257.7	11:13:39.599
3	2	1:46.521	31.003	44.742	30.776	260.8	11:12:16.156	3	1	1:53.733	30.576	41.714	41.443	260.8	11:15:33.332
4	2	1:41.182	30.162	40.819	30.201	260.8	11:13:57.338	4	1	1:43.359	30.550	41.423	31.386	257.7	11:17:16.691
5	2	1:41.765	30.261	41.070	30.434	261.5	11:15:39.103	5	1	1:43.212	30.570	41.414	31.228	257.1	11:18:59.903
6	2	1:50.571	P 30.289	40.905	39.377	261.5	11:17:29.674	6	1	1:43.321	30.729	41.503	31.089	255.3	11:20:43.224
7	2	6:50.215	5:33.856	45.209	31.150	177.0	11:24:19.889	7	1	1:43.485	30.749	41.340	31.396	256.5	11:22:26.709
8	2	1:43.707	30.277	41.165	32.265	258.9	11:26:03.596	8	1	1:44.107	31.031	41.795	31.281	255.9	11:24:10.816
9	2	2:21.956	P 30.242	51.191	1:00.523	260.8	11:28:25.552	9	1	1:57.190	P 31.540	44.699	40.951	256.5	11:26:08.006
10	2	6:27.614	5:14.610	42.312	30.692	182.7	11:34:53.166	10	1	8:47.545	7:34.913	41.412	31.220	182.7	11:34:55.551
11	2	1:41.315	30.359	40.830	30.126	258.9	11:36:34.481	11	1	1:43.061	30.622	41.310	31.129	257.7	11:36:38.612
12	2	1:41.579	30.128	41.088	30.363	260.2	11:38:16.060	12	1	1:43.041	30.618	41.271	31.152	257.1	11:38:21.653
13	2	2:05.375	P 30.970	49.194	45.211	260.2	11:40:21.435	13	1	1:42.971	30.422	41.272	31.277	258.3	11:40:04.624
								14	1	2:02.373	P 38.351	44.942	39.080	225.0	11:42:06.997



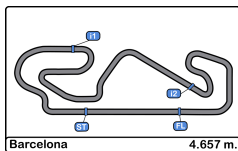


Circuit de Barcelona
International GT Open
Qualifying - 1 Driver - 1
Lap Analysis



14							19																
PROAM			Piotr Wira				Mercedes AMG GT3 EVO			PRO			Marzio Moretti										
Daan Arrow			Good Speed Racing Team				Artëm Petrov			Lamborghini Huracan GT3 EVO2													
Lap	D	Time	Sector 1	Sector 2	Sector 3	T. Spd	Elapsed	Lap	D	Time	Sector 1	Sector 2	Sector 3	T. Spd	Elapsed								
1	1	11:06:50.386	11:05:36.344	42.427	31.615	177.3	11:06:50.386	1	1	11:09:47.944	11:08:24.233	45.998	37.713	178.8	11:09:47.944								
2	1	1:45.267	31.641	42.214	31.412	256.5	11:08:35.653	2	1	1:40.585	30.057	40.540	29.988	257.7	11:11:28.529								
3	1	1:44.191	30.643	42.094	31.454	257.1	11:10:19.844	3	1	1:44.102	30.006	40.793	33.303	260.2	11:13:12.631								
4	1	1:46.008	30.735	42.076	33.197	257.1	11:12:05.852	4	1	2:28.760 P	30.020	52.188	1:06.552	259.6	11:15:41.391								
5	1	1:43.517	30.629	41.807	31.081	257.1	11:13:49.369	5	1	2:49.237	1:33.515	43.713	32.009	184.3	11:18:30.628								
6	1	1:53.557 P	30.667	42.289	40.601	257.7	11:15:42.926	6	1	1:41.303	30.083	40.885	30.335	257.1	11:20:11.931								
7	1	5:14.342	4:00.682	42.321	31.339	181.8	11:20:57.268	7	1	1:48.883 P	31.045	41.807	36.031	257.7	11:22:00.814								
8	1	1:43.686	30.791	41.684	31.211	255.3	11:22:40.954	8	1	5:39.324 P	3:54.838	42.477	1:02.009	183.9	11:27:40.138								
9	1	1:43.516	30.559	41.739	31.218	255.9	11:24:24.470	9	1	8:42.856	7:28.677	43.111	31.068	165.3	11:36:22.994								
10	1	1:44.130	30.573	41.943	31.614	257.1	11:26:08.600	10	1	1:46.405	32.702	41.956	31.747	258.3	11:38:09.399								
11	1	2:47.179 P	31.230	1:18.502	57.447	257.7	11:28:55.779	11	1	1:45.343	30.003	41.097	34.243	258.3	11:39:54.742								
12	1	5:19.276	4:00.238	46.136	32.902	179.4	11:34:15.055	12	1	1:55.805 P	30.107	41.296	44.402	258.9	11:41:50.547								
13	1	1:43.352	30.638	41.724	30.990	257.7	11:35:58.407	20							Dominik Baumann Mercedes AMG GT3 EVO								
14	1	1:43.304	30.676	41.495	31.133	258.3	11:37:41.711	PRO							Mikael Pitamber SPS Automotive Performance								
15	1	1:43.089	30.496	41.434	31.159	258.9	11:39:24.800	Lap D Time Sector 1 Sector 2 Sector 3 T. Spd Elapsed															
16	1	2:04.215 P	33.370	46.885	43.960	257.7	11:41:29.015	1	1	11:14:36.952	11:13:04.998	45.302	46.652	165.3	11:14:36.952								
15							Gustav Bergström Porsche 911 GT3 R (992)									Mercedes AMG GT3 EVO							
PRO							Nico Menzel Car Collection Motorsport									SPS Automotive Performance							
Lap	D	Time	Sector 1	Sector 2	Sector 3	T. Spd	Elapsed	Lap	D	Time	Sector 1	Sector 2	Sector 3	T. Spd	Elapsed								
1	2	11:09:17.733	11:08:00.483	46.126	31.124	181.8	11:09:17.733	1	1	11:14:36.952	11:13:04.998	45.302	46.652	165.3	11:14:36.952								
2	2	1:39.613	29.753	39.984	29.876	260.2	11:10:57.346	2	1	1:44.704	30.467	43.081	31.156	258.9	11:16:21.656								
3	2	1:39.335	29.580	40.175	29.580	260.2	11:12:36.681	3	1	4:40.387	29.762	40.631	29.994	258.9	11:18:02.043								
4	2	1:43.421	29.818	42.470	31.133	260.8	11:14:20.102	4	1	1:40.143	29.668	40.468	30.007	260.2	11:19:42.186								
5	2	1:53.438 P	30.605	42.693	40.140	261.5	11:16:13.540	5	1	1:40.278	29.691	40.479	30.108	260.2	11:21:22.464								
16							Marcelo Hahn Ferrari 296 GT3									Thor Haugen Ferrari 488 GT3 2020							
PROAM							Allam Khodair AF Corse									Paolo Ruberti Pellin Racing							
Lap	D	Time	Sector 1	Sector 2	Sector 3	T. Spd	Elapsed	Lap	D	Time	Sector 1	Sector 2	Sector 3	T. Spd	Elapsed								
1	1	11:14:58.536	11:13:41.596	43.413	33.527	164.8	11:14:58.536	1	1	11:10:14.040	11:08:59.716	42.103	32.221	169.0	11:10:14.040								
2	1	1:42.361	30.308	41.365	30.688	257.7	11:16:40.897	2	1	2:09.234 P	31.442	48.926	48.866	257.1	11:12:23.274								
3	1	1:43.512	30.225	41.920	31.367	259.6	11:18:24.409	24							Andrey Borodin McLaren 720s GT3 Evo								
4	1	1:46.974	32.321	43.072	31.581	253.5	11:20:11.383	PROAM							Oliver Webb Greystone GT								
5	1	1:53.585 P	30.709	42.227	40.649	256.5	11:22:04.968	Lap	D	Time	Sector 1	Sector 2	Sector 3	T. Spd	Elapsed								
6	1	14:24.128	13:06.806	42.099	35.223	176.4	11:36:29.096	1	2	11:07:56.887	11:06:43.949	42.147	30.791	177.6	11:07:56.887								
7	1	1:50.528	34.542	42.415	33.571	233.7	11:38:19.624	2	2	1:45.812	30.298	41.633	33.881	257.7	11:09:42.699								
8	1	1:51.918 P	30.755	41.842	39.321	255.9	11:40:11.542	3	2	4:40.790	30.206	40.423	30.161	258.9	11:11:23.489								
17							Diego Menchaca Mercedes AMG GT3 EVO									Oliver Webb Greystone GT							
PRO							Marcos Siebert Team Motopark									Lap	D	Time	Sector 1	Sector 2	Sector 3	T. Spd	Elapsed
1	1	44:42:49.394	11:11:04.876	41.728	32.790	184.9	11:12:19.394	4	2	1:43.256	29.954	41.552	31.750	261.5	11:13:06.745								
2	1	1:40.965	30.003	40.787	30.175	260.2	11:14:00.359	5	2	1:40.966	30.064	40.643	30.259	260.8	11:14:47.711								
3	1	4:40.624	29.923	40.611	30.090	260.2	11:15:40.983	6	2	1:40.720	30.051	40.618	30.051	261.5	11:16:28.431								
4	1	1:40.945	29.839	40.855	30.251	260.2	11:17:21.928	7	2	1:51.317 P	31.255	42.125	37.937	260.8	11:18:19.748								
5	1	1:47.779 P	29.907	40.648	37.224	260.2	11:19:09.707	8	2	7:22.039	6:08.104	42.403	31.532	170.0	11:25:41.787								
6	1	15:01.777	13:36.807	48.662	36.308	185.8	11:34:11.484	9	2	2:17.445 P	30.066	50.031	57.348	257.1	11:27:59.232								
7	1	1:40.033	29.859	40.206	29.968	259.6	11:35:51.517	10	2	6:02.248	4:42.205	41.942	38.101	183.9	11:34:01.480								
8	1	1:42.532	30.212	41.676	30.644	260.8	11:37:34.049	11	2	1:40.255	30.055	40.431	29.769	258.3	11:35:41.735								
9	1	1:40.473	29.815	40.619	30.039	259.6	11:39:14.522	12	2	1:43.798	29.836	40.445	33.517	260.8	11:37:25.533								
10	1	1:51.484 P	29.929	43.101	38.454	259.6	11:41:06.006	13	2	4:40.574	29.936	40.774	29.861	260.2	11:39:06.104								
																14	2	1:55.834 P	30.328	43.939	41.567	261.5	11:41:01.938





Circuit de Barcelona
International GT Open
Qualifying - 1 Driver - 1
Lap Analysis



25 Alessandro Cozzi Ferrari 296 GT3 **42** Mark Wallenwein Lamborghini Huracan GT3 EVO2

PROAM Giorgio Sernagiotto							AF Corse PROAM Maciej Blazek							Leipert Motorsport						
Lap	D	Time	Sector 1	Sector 2	Sector 3	T. Spd	Elapsed	Lap	D	Time	Sector 1	Sector 2	Sector 3	T. Spd	Elapsed					
1	1	1:43.958	11:07:26.868	43.771	31.409	140.6	11:08:42.048	1	2	11:11:05.682	11:09:51.020	42.754	31.908	179.1	11:11:05.682					
2	1	1:43.958	30.620	41.561	30.877	258.3	11:10:25.106	2	2	1:42.829	30.602	41.546	30.681	255.9	11:12:48.511					
3	1	1:45.797	30.437	41.976	33.384	258.9	11:12:10.903	3	2	1:42.129	30.354	41.345	30.430	257.7	11:14:30.640					
4	1	1:43.088	30.790	41.564	30.734	259.6	11:13:53.991	4	2	1:42.018	30.399	41.262	30.357	258.3	11:16:12.658					
5	1	1:42.527	30.473	41.315	30.739	259.6	11:15:36.518	5	2	1:42.215	30.364	41.337	30.514	257.1	11:17:54.873					
6	1	1:42.838	30.519	41.655	30.664	258.9	11:17:19.356	6	2	1:42.382	30.435	41.247	30.700	255.9	11:19:37.255					
7	1	1:43.080	30.371	41.816	30.893	259.6	11:19:02.436	7	2	1:54.634 P	30.665	41.956	42.013	255.9	11:21:31.889					
8	1	1:50.514 P	30.499	41.788	38.227	257.7	11:20:52.950	8	2	5:39.896 P	4:01.833	46.632	51.431	90.6	11:27:11.785					
9	1	5:22.422	4:01.001	42.792	38.629	178.5	11:26:15.372	9	2	6:44.891	5:27.175	43.216	34.500	182.1	11:33:56.676					
10	1	2:51.660 P	33.330	1:19.434	58.896	257.1	11:29:07.032	10	2	1:42.570	30.654	41.282	30.634	257.1	11:35:39.246					
11	1	5:06.213	3:40.672	48.766	36.775	178.5	11:34:13.245	11	2	1:42.441	30.643	41.429	30.369	258.3	11:37:21.687					
12	1	1:42.684	30.505	41.522	30.657	259.6	11:35:55.929	12	2	1:42.265	30.390	41.354	30.521	258.3	11:39:03.952					
13	1	1:42.556	30.431	41.401	30.724	260.2	11:37:38.485	13	2	1:44.840	30.456	41.772	32.612	258.3	11:40:48.792					
14	1	1:42.271	30.292	41.198	30.781	258.9	11:39:20.756	14	2	2:02.390 P	32.345	42.707	47.338	256.5	11:42:51.182					

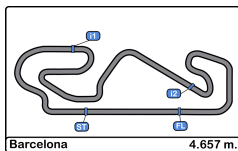
27 Marco Pulcini Ferrari 296 GT3 **51** Nicola Marinangeli Ferrari 296 GT3

PROAM Eddie Cheever							Spirit of Race PRO Vincent Abril							Spirit of Race						
Lap	D	Time	Sector 1	Sector 2	Sector 3	T. Spd	Elapsed	Lap	D	Time	Sector 1	Sector 2	Sector 3	T. Spd	Elapsed					
1	2	11:11:03.752	11:09:45.051	46.746	31.955	177.9	11:11:03.752	1	1	11:08:21.842	11:07:05.032	44.085	32.725	179.7	11:08:21.842					
2	2	1:40.421	30.015	40.404	30.002	258.9	11:12:44.173	2	1	1:40.976	30.062	40.790	30.124	256.5	11:10:02.818					
3	2	1:44.254	29.730	40.481	34.043	259.6	11:14:28.427	3	1	1:40.811	29.972	40.683	30.156	258.3	11:11:43.629					
4	2	1:50.704 P	29.923	40.840	39.941	258.9	11:16:19.131	4	1	1:47.936	30.150	44.101	33.685	259.6	11:13:31.565					
5	2	18:56.554	17:43.930	41.757	30.867	175.3	11:35:15.685	5	1	1:41.321	30.035	40.969	30.317	258.9	11:15:12.886					
6	2	1:40.362	29.733	40.606	30.023	257.1	11:36:56.047	6	1	1:50.390 P	30.234	42.042	38.114	257.7	11:17:03.276					
7	2	1:41.642	29.857	41.062	30.723	257.7	11:38:37.689	7	1	10:41.336 P	8:56.493	47.948	56.895	179.1	11:27:44.612					
8	2	1:51.189 P	30.037	40.550	40.602	257.1	11:40:28.878													

33 Dean Macdonald McLaren 720s GT3 Evo **54** Dexter Müller Mercedes AMG GT3 EVO

PRO James Kell							PROAM Yannick Mettler							CBRX by SPS						
Lap	D	Time	Sector 1	Sector 2	Sector 3	T. Spd	Elapsed	Lap	D	Time	Sector 1	Sector 2	Sector 3	T. Spd	Elapsed					
1	1	11:09:11.775	11:07:59.596	42.060	30.119	173.9	11:09:11.775	1	1	11:08:12.120	11:06:55.370	42.750	34.000	181.8	11:08:12.120					
1	1	1:41.044	30.214	40.971	29.859	258.9	11:10:52.819	2	1	1:44.433	31.079	42.095	31.259	255.3	11:09:56.553					
2	1	1:39.765	29.698	40.285	29.782	261.5	11:12:32.584	3	1	1:43.786	30.810	41.727	31.249	256.5	11:11:40.339					
3	1	1:39.765	29.698	40.285	29.782	261.5	11:12:32.584	4	1	1:46.822	31.285	42.917	32.620	255.9	11:13:27.161					
4	1	1:43.784	30.176	40.477	33.131	264.0	11:14:16.368	5	1	1:47.865	30.791	45.177	31.897	256.5	11:15:15.026					
5	1	1:39.883	29.747	40.171	29.965	262.7	11:15:56.251	6	1	1:44.175	30.971	41.890	31.314	255.9	11:16:59.201					
6	1	1:50.040 P	29.972	41.816	38.252	262.7	11:17:46.291	7	1	1:55.965 P	32.641	44.065	39.259	231.2	11:18:55.166					
7	1	11:22.917 P	9:07.398	1:18.406	57.113	181.8	11:29:09.208	8	1	7:26.161	6:13.249	41.562	31.350	183.0	11:26:21.327					
8	1	5:35.085	4:23.140	41.866	30.079	183.6	11:34:44.293	9	1	3:02.612 P	45.380	1:19.737	57.495	257.7	11:29:23.939					
9	1	1:41.203	29.806	40.231	31.166	258.9	11:36:25.496	10	1	4:57.333	3:39.173	43.053	35.107	180.9	11:34:21.272					
10	1	1:39.853	29.766	40.220	29.867	261.5	11:38:05.349	11	1	1:44.065	30.932	41.684	31.449	255.3	11:36:05.337					
11	1	1:43.815	29.777	41.274	32.764	260.8	11:39:49.164	12	1	1:43.489	30.782	41.608	31.099	255.9	11:37:48.826					
12	1	1:39.583	29.675	40.158	29.750	262.7	11:41:28.747	13	1	1:44.782	31.281	42.085	31.416	257.1	11:39:33.608					
13	1	2:00.525 P	32.893	46.504	41.128	262.1	11:43:29.272	14	1	1:44.174	31.034	41.711	31.429	256.5	11:41:17.782					
								15	1	1:59.091 P	35.404	44.131	39.556	218.6	11:43:16.873					



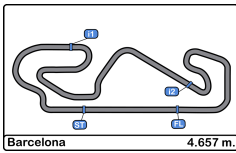


Circuit de Barcelona
International GT Open
Qualifying - 1 Driver - 1
Lap Analysis



55							69									
PROAM			Laurent De Meeus				Ferrari 296 GT3			PROAM			Michael Blanchemain			
PROAM			Jamie Stanley				AF Corse			PROAM			Jim Pla			
PROAM			Alberto Di Folco				Lamborghini Huracan GT3 EVO2			PROAM			Filip Salaquarda			
PRO			Leonardo Pulcini				Oregon Team			PROAM			Libor Milota			
AM			Heiko Neumann				Mercedes AMG GT3 EVO			PROAM			Gino Forgione			
AM			Timo Rumpfkeil				Team Motopark			PROAM			Michele Rugolo			
PROAM			Stewart Proctor				McLaren 720S GT3			PROAM			Spirit of Race			
PROAM			Lewis Proctor				Greystone GT			PROAM			Spirit of Race			
Lap	D	Time	Sector 1	Sector 2	Sector 3	T. Spd	Elapsed	Lap	D	Time	Sector 1	Sector 2	Sector 3	T. Spd	Elapsed	
1	2	11:09:34.517	11:08:14.921	48.370	31.226	155.3	11:09:34.517	1	2	11:09:59.526	11:08:44.788	43.819	30.919	179.4	11:09:59.526	
2	2	1:40.766	30.085	40.457	30.224	255.3	11:11:15.283	2	2	1:40.944	29.921	40.671	30.352	258.9	11:11:40.470	
3	2	1:44.283	29.903	43.933	30.447	257.7	11:12:59.566	3	2	1:42.546	30.107	40.852	31.587	259.6	11:13:23.016	
4	2	1:43.348	29.882	41.005	32.461	258.3	11:14:42.914	4	2	1:49.855 P	30.125	40.738	38.992	258.3	11:15:12.871	
5	2	1:49.595 P	30.187	41.278	38.130	258.9	11:16:32.509	5	2	10:17.838	9:05.408	41.722	30.708	182.7	11:25:30.709	
6	2	5:52.504	4:39.158	42.656	30.690	176.7	11:22:25.013	6	2	2:10.908 P	30.098	40.862	59.948	255.9	11:27:41.617	
7	2	1:40.413	29.857	40.633	29.923	255.9	11:24:05.426	7	2	6:22.238	5:00.528	41.864	39.846	183.6	11:34:03.855	
8	2	1:44.685	30.122	43.184	31.379	256.5	11:25:50.111	8	2	1:41.206	30.242	40.742	30.222	257.7	11:35:45.061	
9	2	2:31.248 P	30.012	1:03.861	57.375	257.7	11:28:21.359	9	2	1:41.425	30.213	40.835	30.377	257.1	11:37:26.486	
								10	2	1:48.617 P	30.193	40.973	37.451	257.7	11:39:15.103	
Lap	D	Time	Sector 1	Sector 2	Sector 3	T. Spd	Elapsed	Lap	D	Time	Sector 1	Sector 2	Sector 3	T. Spd	Elapsed	
1	2	11:10:59.039	11:09:41.582	44.154	33.303	180.0	11:10:59.039	1	2	11:07:14.768	11:06:02.286	41.944	30.538	177.0	11:07:14.768	
2	2	1:41.999	30.407	41.199	30.393	258.3	11:12:41.038	2	2	1:42.368	30.765	41.113	30.490	257.7	11:08:57.136	
3	2	1:41.000	30.086	40.728	30.186	260.8	11:14:22.038	3	2	1:41.788	30.220	40.996	30.572	259.6	11:10:38.924	
4	2	1:49.441 P	29.959	40.859	38.623	260.8	11:16:11.479	4	2	1:45.936	30.209	41.202	34.525	259.6	11:12:24.860	
5	2	5:28.138	4:15.935	41.248	30.955	183.9	11:21:39.617	5	2	1:42.140	30.262	41.069	30.809	260.2	11:14:07.000	
6	2	1:40.360	29.926	40.420	30.014	258.9	11:23:19.977	6	2	1:43.566	30.355	41.245	31.966	260.2	11:15:50.566	
7	2	1:40.575	29.975	40.459	30.141	258.3	11:25:00.552	7	2	2:14.014 P	50.863	43.904	39.247	260.2	11:18:04.580	
8	2	2:09.985 P	30.008	48.068	51.909	258.9	11:27:10.537	8	2	3:37.225	2:24.212	41.478	31.535	182.7	11:21:41.805	
								9	2	1:42.022	30.469	41.061	30.492	257.1	11:23:23.827	
								10	2	1:42.098	30.327	41.207	30.564	258.3	11:25:05.925	
								11	2	1:53.470 P	30.463	41.414	41.593	258.3	11:26:59.395	
Lap	D	Time	Sector 1	Sector 2	Sector 3	T. Spd	Elapsed	Lap	D	Time	Sector 1	Sector 2	Sector 3	T. Spd	Elapsed	
1	2	11:09:44.381	11:08:25.919	43.546	34.916	183.9	11:09:44.381	1	1	11:07:32.064	11:06:18.262	42.394	31.408	179.7	11:07:32.064	
2	2	1:41.857	30.268	41.127	30.462	257.1	11:11:26.238	2	1	1:53.920	31.097	50.253	32.570	256.5	11:09:25.984	
3	2	1:41.321	29.965	40.879	30.477	258.9	11:13:07.559	3	1	1:43.552	30.896	41.502	31.154	257.1	11:11:09.536	
4	2	1:46.342	30.263	44.374	31.705	258.9	11:14:53.901	4	1	1:44.833	31.116	41.936	31.781	258.3	11:12:54.369	
5	2	1:43.260	30.255	40.914	32.091	257.7	11:16:37.161	5	1	1:44.164	31.005	41.951	31.205	257.1	11:14:38.530	
6	2	1:41.761	30.165	41.087	30.509	258.9	11:18:18.922	6	1	1:52.068 P	30.972	42.005	39.091	258.9	11:16:30.598	
7	2	1:46.678 P	30.263	41.004	35.411	258.3	11:20:05.600	7	1	9:50.030	8:31.136	41.893	37.001	181.8	11:26:20.628	
8	2	7:16.977 P	5:43.486	42.955	50.536	182.7	11:27:22.577	8	1	2:53.135 P	38.704	1:16.706	57.725	254.1	11:29:13.763	
9	2	7:56.514	6:41.080	42.113	33.321	183.9	11:35:19.091	9	1	5:56.107	4:40.923	43.148	32.036	182.7	11:35:09.870	
10	2	1:41.399	30.233	40.773	30.393	257.1	11:37:00.490	10	1	1:43.843	30.723	41.802	31.318	255.3	11:36:53.713	
11	2	1:41.878	30.289	41.198	30.391	257.7	11:38:42.368	11	1	1:44.791	30.824	42.017	31.950	257.1	11:38:38.504	
12	2	1:41.556	30.163	40.866	30.527	258.3	11:40:23.924	12	1	1:43.852	30.567	41.971	31.314	257.7	11:40:22.356	
13	2	2:06.279 P	30.432	49.630	46.217	258.9	11:42:30.203	13	1	2:04.739 P	31.588	48.688	44.463	256.5	11:42:27.095	
Lap	D	Time	Sector 1	Sector 2	Sector 3	T. Spd	Elapsed	Lap	D	Time	Sector 1	Sector 2	Sector 3	T. Spd	Elapsed	
1	1	11:08:06.829	11:06:52.810	42.890	31.129	174.7	11:08:06.829									
2	1	1:43.862	30.705	41.680	31.477	258.3	11:09:50.691									
3	1	1:43.270	30.874	41.656	30.740	258.9	11:11:33.961									
4	1	1:42.919	30.552	41.631	30.736	259.6	11:13:16.880									
5	1	1:42.848	30.444	41.616	30.788	260.8	11:14:59.728									
6	1	1:45.726	30.516	41.438	33.772	259.6	11:16:45.454									
7	1	1:59.844 P	37.360	43.431	39.053	192.8	11:18:45.298									
8	1	6:06.511	4:54.038	41.478	30.995	176.7	11:24:51.809									
9	1	1:42.121	30.346	40.969	30.806	257.7	11:26:33.930									
10	1	3:05.650 P	50.391	1:18.578	56.681	191.4	11:29:39.580									
11	1	4:26.136	3:02.218	43.387	40.531	179.1	11:34:05.716									
12	1	1:45.148	31.086	42.201	31.861	256.5	11:35:50.864									
13	1	1:52.964 P	30.815	42.953	39.196	257.7	11:37:43.828									





Circuit de Barcelona
International GT Open
Qualifying - 1 Driver - 1
Lap Analysis

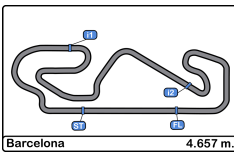


95 Morten Strömsted Mercedes AMG GT3 EVO							108 Ameerh Naran Mercedes AMG GT3 EVO								
PROAM Thomas Ikin			Team Motopark				PROAM Tom Jackson			GetSpeed					
Lap	D	Time	Sector 1	Sector 2	Sector 3	T. Spd	Elapsed	Lap	D	Time	Sector 1	Sector 2	Sector 3	T. Spd	Elapsed
1	1	44:09:22.794	11:08:02.608	44.364	35.822	183.9	11:09:22.794	1	2	11:09:08.056	11:07:50.687	43.035	34.334	123.5	11:09:08.056
2	1	4:44.886	31.641	42.195	31.050	255.3	11:11:07.680	2	2	1:42.452	30.670	41.117	30.665	255.9	11:10:50.508
3	1	4:43.964	30.645	41.511	30.905	258.3	11:12:50.741	3	2	1:41.550	30.433	40.717	30.400	257.7	11:12:32.058
4	1	1:42.697	30.449	41.467	30.781	257.7	11:14:33.438	4	2	1:47.086	30.857	42.745	33.484	258.3	11:14:19.144
5	1	1:42.860	30.535	41.268	31.057	257.7	11:16:16.298	5	2	1:42.755	30.547	41.233	30.975	257.7	11:16:01.899
6	1	1:53.469 P	31.644	42.445	39.380	258.9	11:18:09.767	6	2	1:51.802 P	30.541	41.804	39.457	257.7	11:17:53.701
7	1	17:11.697	15:56.165	41.894	33.638	184.6	11:35:21.464	7	2	15:57.553	14:41.768	43.011	32.774	178.5	11:33:51.254
8	1	1:42.152	30.460	41.251	30.441	257.1	11:37:03.616	8	2	1:44.218	31.209	42.176	30.833	256.5	11:35:35.472
9	1	1:42.494	30.541	41.327	30.626	258.3	11:38:46.110	9	2	1:41.787	30.471	40.791	30.525	256.5	11:37:17.259
10	1	1:42.323	30.406	41.177	30.740	257.7	11:40:28.433	10	2	1:42.017	30.485	40.908	30.624	257.7	11:38:59.276
11	1	2:04.116 P	30.651	46.137	47.328	257.1	11:42:32.549	11	2	1:50.480 P	30.444	41.252	38.784	257.7	11:40:49.756

96 Lukas Dunner Mercedes AMG GT3 EVO							777 Marcin Jedlinski Audi R8 LMS GT3 Evo II								
PRO Julian Hanses			Team Motopark				PROAM Karol Basz			Olimp Racing					
Lap	D	Time	Sector 1	Sector 2	Sector 3	T. Spd	Elapsed	Lap	D	Time	Sector 1	Sector 2	Sector 3	T. Spd	Elapsed
1	1	44:44:19.883	11:10:05.652	44.197	30.034	181.2	11:11:19.883	1	1	44:09:08.803	11:07:48.883	46.297	33.623	93.1	11:09:08.803
2	1	4:40.973	29.735	40.324	30.014	258.3	11:12:59.956	2	1	1:51.970	32.534	45.378	34.058	262.1	11:11:00.773
3	1	1:46.913	33.393	42.882	30.638	236.8	11:14:46.869	3	1	1:45.468	31.070	42.090	32.308	261.5	11:12:46.241
4	1	1:48.025	29.979	43.398	34.648	258.9	11:16:34.894	4	1	1:43.746	30.748	41.756	31.242	262.1	11:14:29.987
5	1	1:40.528	30.042	40.439	30.047	259.6	11:18:15.422	5	1	1:45.280	31.418	42.196	31.666	261.5	11:16:15.267
6	1	1:51.847 P	31.098	44.285	36.464	257.7	11:20:07.269	6	1	1:43.999	30.905	41.891	31.203	260.2	11:17:59.266
7	1	14:58.829	13:46.399	42.208	30.222	181.5	11:35:06.098	7	1	1:51.802 P	30.549	42.040	39.213	260.2	11:19:51.068
8	1	1:39.643	29.747	39.957	29.939	257.7	11:36:45.741	8	1	4:30.679	3:13.580	44.603	32.496	162.8	11:24:21.747
9	1	1:46.089	32.012	43.541	30.536	258.9	11:38:31.830	9	1	1:42.186	30.296	41.228	30.662	260.8	11:26:03.933
10	1	1:51.018 P	29.776	40.428	40.814	258.3	11:40:22.848	10	1	2:22.673 P	30.846	50.929	1:00.898	263.4	11:28:26.606

99 Florian Scholze Audi R8 LMS GT3 Evo II							786 Kiki Sak Nana Mercedes AMG GT3 EVO								
PROAM Alex Arkin Aka			Tresor Attempto Racing				AM Adam Osieka			GetSpeed					
Lap	D	Time	Sector 1	Sector 2	Sector 3	T. Spd	Elapsed	Lap	D	Time	Sector 1	Sector 2	Sector 3	T. Spd	Elapsed
1	1	11:08:53.804	11:07:32.168	46.085	35.551	177.0	11:08:53.804	1	2	11:09:05.273	11:07:49.427	42.683	33.163	67.4	11:09:05.273
2	1	1:43.778	31.142	41.557	31.079	257.1	11:10:37.582	2	2	1:41.894	30.261	40.968	30.665	255.9	11:10:47.167
3	1	1:42.918	30.486	41.473	30.959	259.6	11:12:20.500	3	2	1:41.792	30.037	41.209	30.546	257.1	11:12:28.959
4	1	1:44.527	31.016	41.753	31.758	261.5	11:14:05.027	4	2	1:42.073	30.186	41.365	30.522	258.3	11:14:11.032
5	1	4:43.539	30.730	41.614	31.195	260.8	11:15:48.566	5	2	1:42.905	30.406	41.562	30.937	258.3	11:15:53.937
6	1	4:42.889	30.471	41.531	30.887	259.6	11:17:31.455	6	2	1:50.947 P	31.558	41.975	37.414	256.5	11:17:44.884
7	1	4:44.402	30.562	41.943	31.897	260.2	11:19:15.857	7	2	7:31.381	6:15.804	42.962	32.615	183.3	11:25:16.265
8	1	1:55.444 P	31.904	43.307	40.233	257.7	11:21:11.301	8	2	2:04.773 P	30.173	40.984	53.616	256.5	11:27:21.038
9	1	4:50.403	3:34.819	42.863	32.721	178.5	11:26:01.704	9	2	6:34.139	5:16.228	42.865	35.046	177.0	11:33:55.177
10	1	5:19.446 P	3:15.145	1:06.939	57.362	257.7	11:31:21.150	10	2	1:41.372	30.223	40.858	30.291	256.5	11:35:36.549
11	1	4:33.253	3:17.866	43.213	32.174	177.3	11:35:54.403	11	2	1:41.604	30.116	40.901	30.587	258.9	11:37:18.153
12	1	1:46.154	30.909	41.863	33.382	258.3	11:37:40.557	12	2	1:45.073	30.084	42.541	32.448	260.8	11:39:03.226
13	1	2:28.449 P	49.454	54.048	44.947	258.3	11:40:09.006	13	2	1:49.716 P	30.585	41.678	37.453	257.1	11:40:52.942





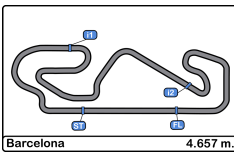
Circuito de Barcelona
International GT Open
Qualifying - 1 Driver - 1
Best Sectors Results



Barcelona 4.657 m.

Sector - 1			Sector - 2			Sector - 3			Ideal Lap vs Best Lap		
Clas	Nº Driver	Time	Nº Driver	Time	Nº Driver	Time	Clas	Nº Driver	Ideal Lap	Best Lap	Clas
1	15 Nico Menzel	29.580	96 Lukas Dunner	39.957	6 Aaron Walker	29.567	1	15 Nico Menzel	1:39.144	1:39.335	1
2	6 Aaron Walker	29.668	15 Nico Menzel	39.984	15 Nico Menzel	29.580	2	6 Aaron Walker	1:39.582	1:39.765	5
3	20 Dominik Baumann	29.668	33 Dean Macdonald	40.158	9 Fabian Schiller	29.607	3	33 Dean Macdonald	1:39.583	1:39.583	2
4	33 Dean Macdonald	29.675	17 Diego Menchaca	40.206	33 Dean Macdonald	29.750	4	96 Lukas Dunner	1:39.631	1:39.643	3
5	9 Fabian Schiller	29.695	20 Dominik Baumann	40.305	20 Dominik Baumann	29.764	5	9 Fabian Schiller	1:39.718	1:39.718	4
6	27 Eddie Cheever	29.730	6 Aaron Walker	40.347	24 Oliver Webb	29.769	6	20 Dominik Baumann	1:39.737	1:39.795	6
7	96 Lukas Dunner	29.735	27 Eddie Cheever	40.404	55 Jamie Stanley	29.923	7	17 Diego Menchaca	1:39.989	1:40.033	7
8	17 Diego Menchaca	29.815	9 Fabian Schiller	40.416	96 Lukas Dunner	29.939	8	24 Oliver Webb	1:40.028	1:40.255	8
9	1 Simon Reicher	29.825	63 Leonardo Pulcini	40.420	17 Diego Menchaca	29.968	9	27 Eddie Cheever	1:40.136	1:40.362	10
10	24 Oliver Webb	29.836	24 Oliver Webb	40.423	19 Marzio Moretti	29.988	10	55 Jamie Stanley	1:40.237	1:40.413	11
11	55 Jamie Stanley	29.857	55 Jamie Stanley	40.457	27 Eddie Cheever	30.002	11	1 Simon Reicher	1:40.298	1:40.473	12
12	5 Krystian Korzeniowski	29.897	1 Simon Reicher	40.463	1 Simon Reicher	30.010	12	63 Leonardo Pulcini	1:40.360	1:40.360	9
13	10 Alessio Deledda	29.911	5 Krystian Korzeniowski	40.536	63 Leonardo Pulcini	30.014	13	19 Marzio Moretti	1:40.531	1:40.585	13
14	69 Jim Pla	29.921	19 Marzio Moretti	40.540	51 Nicola Marinangeli	30.124	14	5 Krystian Korzeniowski	1:40.739	1:40.967	15
15	63 Leonardo Pulcini	29.926	8 Giuseppe Cipriani	40.649	7 Tijmen van der Helm	30.126	15	51 Nicola Marinangeli	1:40.779	1:40.811	14
16	65 Timo Rumpfkeil	29.965	69 Jim Pla	40.671	69 Jim Pla	30.222	16	69 Jim Pla	1:40.814	1:41.206	18
17	51 Nicola Marinangeli	29.972	51 Nicola Marinangeli	40.683	786 Adam Osieka	30.291	17	10 Alessio Deledda	1:40.912	1:41.084	16
18	19 Marzio Moretti	30.003	10 Alessio Deledda	40.685	5 Krystian Korzeniowski	30.306	18	7 Tijmen van der Helm	1:41.059	1:41.160	17
19	786 Adam Osieka	30.037	108 Tom Jackson	40.717	10 Alessio Deledda	30.316	19	65 Timo Rumpfkeil	1:41.129	1:41.321	19
20	7 Tijmen van der Helm	30.128	65 Timo Rumpfkeil	40.773	42 Maciej Blazek	30.357	20	786 Adam Osieka	1:41.186	1:41.372	21
21	8 Giuseppe Cipriani	30.138	7 Tijmen van der Helm	40.805	65 Timo Rumpfkeil	30.391	21	8 Giuseppe Cipriani	1:41.346	1:41.346	20
22	777 Marcin Jedlinski	30.168	786 Adam Osieka	40.858	108 Tom Jackson	30.400	22	108 Tom Jackson	1:41.550	1:41.550	22
23	75 Libor Milota	30.209	66 Stewart Proctor	40.969	95 Morten Strömsted	30.441	23	75 Libor Milota	1:41.695	1:41.788	23
24	16 Marcelo Hahn	30.225	75 Libor Milota	40.996	75 Libor Milota	30.490	24	42 Maciej Blazek	1:41.958	1:42.018	24
25	25 Alessandro Cozzi	30.292	95 Morten Strömsted	41.177	8 Giuseppe Cipriani	30.559	25	777 Marcin Jedlinski	1:41.966	1:42.186	27
26	66 Stewart Proctor	30.346	25 Alessandro Cozzi	41.198	777 Marcin Jedlinski	30.570	26	95 Morten Strömsted	1:42.024	1:42.152	26
27	42 Maciej Blazek	30.354	777 Marcin Jedlinski	41.228	25 Alessandro Cozzi	30.657	27	66 Stewart Proctor	1:42.051	1:42.121	25
28	95 Morten Strömsted	30.406	42 Maciej Blazek	41.247	16 Marcelo Hahn	30.688	28	25 Alessandro Cozzi	1:42.147	1:42.271	28
29	12 Hash	30.422	12 Hash	41.271	66 Stewart Proctor	30.736	29	16 Marcelo Hahn	1:42.278	1:42.361	29
30	108 Tom Jackson	30.433	16 Marcelo Hahn	41.365	99 Florian Scholze	30.887	30	12 Hash	1:42.782	1:42.971	31
31	99 Florian Scholze	30.471	14 Piotr Wira	41.434	14 Piotr Wira	30.990	31	99 Florian Scholze	1:42.831	1:42.918	30
32	14 Piotr Wira	30.496	99 Florian Scholze	41.473	12 Hash	31.089	32	14 Piotr Wira	1:42.920	1:43.089	32
33	88 Gino Forgione	30.567	88 Gino Forgione	41.502	54 Dexter Müller	31.099	33	88 Gino Forgione	1:43.223	1:43.552	34
34	54 Dexter Müller	30.782	54 Dexter Müller	41.562	88 Gino Forgione	31.154	34	54 Dexter Müller	1:43.443	1:43.489	33
35	23 Thor Haugen	31.442	23 Thor Haugen	42.103	23 Thor Haugen	32.221	35	23 Thor Haugen	1:45.766	2:09.234	35



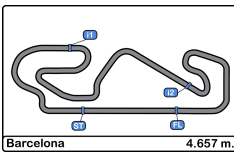


Circuito de Barcelona
International GT Open
Qualifying - 1 Driver - 1
Best 5 Lap Times



Cl	N°	Entrant/Team	Nat	Driver 1	Nat	Driver 2	Nat	Vehicle	Cat	Cl	Best 1		Best 2		Best 3		Best 4		Best 5	
											Time	Lap	Time	Lap	Time	Lap	Time	Lap	Time	Lap
1	15	Car Collection Motorsport	DEU	Gustav Bergström	SWE	Nico Menzel	DEU	Porsche 911 GT3 R (992)	PRO	1	1:39.335	3	1:39.613	2	1:43.421	4	1:53.438	5		
2	33	Greystone GT	GBR	Dean Macdonald	GBR	James Kell	GBR	McLaren 720s GT3 Evo	PRO	2	1:39.583	12	1:39.765	3	1:39.853	10	1:39.883	5	1:41.044	2
3	96	Team Motopark	DEU	Lukas Dunner	AUT	Julian Hanses	DEU	Mercedes AMG GT3 EVO	PRO	3	1:39.643	8	1:40.528	5	1:46.089	9	1:46.913	3	1:48.025	4
4	9	GetSpeed	DEU	Anthony Bartone	USA	Fabian Schiller	DEU	Mercedes AMG GT3 EVO	PRO	4	1:39.718	6	1:40.504	3	1:41.071	8	1:41.486	2	1:49.092	7
5	6	GetSpeed	DEU	Valentin Pierburg	DEU	Aaron Walker	GBR	Mercedes AMG GT3 EVO	PROAM	1	1:39.765	7	1:40.417	2	1:40.586	3	1:42.787	8	1:48.921	5
6	20	SPS Automotive Performance	DEU	Dominik Baumann	AUT	Mikaeel Pitamber	ZAF	Mercedes AMG GT3 EVO	PRO	5	1:39.795	8	1:40.143	4	1:40.278	5	1:40.315	9	1:44.704	2
7	17	Team Motopark	DEU	Diego Menchaca	MEX	Marcos Siebert	ARG	Mercedes AMG GT3 EVO	PRO	6	1:40.033	7	1:40.473	9	1:40.945	4	1:40.965	2	1:42.532	8
8	24	Greystone GT	GBR	Andrey Borodin	IND	Oliver Webb	GBR	McLaren 720s GT3 Evo	PROAM	2	1:40.255	11	1:40.720	6	1:40.966	5	1:43.256	4	1:43.798	12
9	63	Oregon Team	ITA	Alberto Di Folco	ITA	Leonardo Pulcini	ITA	Lamborghini Huracan GT3 EVO2	PRO	7	1:40.360	6	1:40.575	7	1:41.000	3	1:41.999	2	1:49.441	4
10	27	Spirit of Race	CHE	Marco Pulcini	MCO	Eddie Cheever	ITA	Ferrari 296 GT3	PROAM	3	1:40.362	6	1:40.421	2	1:41.642	7	1:44.254	3	1:50.704	4
11	55	AF Corse	ITA	Laurent De Meeus	BEL	Jamie Stanley	GBR	Ferrari 296 GT3	PROAM	4	1:40.413	7	1:40.766	2	1:43.348	4	1:44.283	3	1:44.685	8
12	1	Eastalent Racing	AUT	Simon Reicher	AUT	Christopher Haase	DEU	Audi R8 LMS GT3 Evo II	PRO	8	1:40.473	4	1:40.535	8	1:40.668	3	1:43.366	2	1:48.063	5
13	19	Oregon Team	ITA	Marzio Moretti	ITA	Artëm Petrov	SRB	Lamborghini Huracan GT3 EVO2	PRO	9	1:40.585	2	1:41.303	6	1:44.102	3	1:45.343	11	1:46.405	10
14	51	Spirit of Race	CHE	Nicola Marinangeli	ITA	Vincent Abril	FRA	Ferrari 296 GT3	PRO	10	1:40.811	3	1:41.321	5	1:47.936	4	1:50.390	6		
15	5	Olimp Racing	POL	Stanislaw Jedlinski	POL	Krystian Korzeniowski	POL	Ferrari 296 GT3	AM	1	1:40.967	4	1:41.235	8	1:41.446	10	1:41.574	3	1:42.227	9
16	10	Oregon Team	ITA	Alessio Deledda	ZAF	Jordan Pepper	GBR	Lamborghini Huracan GT3 EVO2	PRO	11	1:41.084	6	1:41.258	7	1:41.650	3	1:42.279	2	1:51.933	4
17	7	Car Collection Motorsport	DEU	Bashar Mardini	CAN	Tijmen van der Helm	NLD	Porsche 911 GT3 R (992)	PROAM	5	1:41.160	2	1:41.182	4	1:41.315	11	1:41.579	12	1:41.765	5
18	69	Scuderia Villorba Corse	ITA	Michael Blanchemain	FRA	Jim Pla	FRA	Mercedes AMG GT3 EVO	PROAM	6	1:41.206	8	1:41.425	9	1:42.546	3	1:48.617	10	1:49.855	4
19	65	Team Motopark	DEU	Heiko Neumann	DEU	Timo Rumpkeil	DEU	Mercedes AMG GT3 EVO	AM	2	1:41.321	3	1:41.399	10	1:41.556	12	1:41.761	6	1:41.857	2
20	8	Il Barone Rampante	ITA	Giuseppe Cipriani	ITA		ITA	Lamborghini Huracan GT3 EVO	AM	3	1:41.346	2	1:41.943	7	1:41.950	11	1:42.632	10	1:48.000	3
21	786	GetSpeed	DEU	Kiki Sak Nana	THA	Adam Osieka	DEU	Mercedes AMG GT3 EVO	AM	4	1:41.372	10	1:41.604	11	1:41.792	3	1:41.894	2	1:42.073	4
22	108	Vimana by GetSpeed	DEU	Ameerh Naran	ZWE	Tom Jackson	GBR	Mercedes AMG GT3 EVO	PROAM	7	1:41.550	3	1:41.787	9	1:42.017	10	1:42.452	2	1:42.755	5
23	75	ISR Racing	CZE	Filip Salaquarda	CZE	Libor Milota	CZE	Audi R8 LMS GT3 Evo II	PROAM	8	1:41.788	3	1:42.022	9	1:42.098	10	1:42.140	5	1:42.368	2
24	42	Leipert Motorsport	DEU	Mark Wallenwein	DEU	Maciej Blazek	POL	Lamborghini Huracan GT3 EVO2	PROAM	9	1:42.018	4	1:42.215	5	1:42.382	6	1:42.441	11	1:42.570	10
25	66	Greystone GT	GBR	Stewart Proctor	GBR	Lewis Proctor	GBR	McLaren 720S GT3	PROAM	10	1:42.121	9	1:42.848	5	1:42.919	4	1:43.270	3	1:43.862	2
26	95	Team Motopark	DEU	Morten Strömsted	DNK	Thomas Ikin	GBR	Mercedes AMG GT3 EVO	PROAM	11	1:42.152	8	1:42.323	10	1:42.494	9	1:42.697	4	1:42.860	5
27	777	Olimp Racing	POL	Marcin Jedlinski	POL	Karol Basz	POL	Audi R8 LMS GT3 Evo II	PROAM	12	1:42.186	9	1:42.615	13	1:43.746	4	1:43.931	12	1:43.999	6
28	25	AF Corse	ITA	Alessandro Cozzi	MCO	Giorgio Sernagiotto	ITA	Ferrari 296 GT3	PROAM	13	1:42.271	14	1:42.527	5	1:42.556	13	1:42.684	12	1:42.838	6
29	16	AF Corse	ITA	Marcelo Hahn	BRA	Allam Khodair	BRA	Ferrari 296 GT3	PROAM	14	1:42.361	2	1:43.512	3	1:46.974	4	1:50.528	7	1:51.918	8
30	99	Tresor Attempto Racing	DEU	Florian Scholze	DEU	Alex Arkin Aka	DEU	Audi R8 LMS GT3 Evo II	PROAM	15	1:42.918	3	1:43.778	2	1:44.527	4	1:46.154	12	1:55.444	8
31	12	Car Collection Motorsport	DEU	Hash	USA	Alex Fontana	CHE	Porsche 911 GT3 R (992)	PROAM	16	1:42.971	13	1:43.041	12	1:43.061	11	1:43.212	5	1:43.272	2
32	14	Good Speed Racing Team	POL	Piotr Wira	POL	Daan Arrow	NLD	Mercedes AMG GT3 EVO	PROAM	17	1:43.089	15	1:43.304	14	1:43.352	13	1:43.516	9	1:43.517	5
33	54	CBRX by SPS	DEU	Dexter Müller	CHE	Yannick Mettler	CHE	Mercedes AMG GT3 EVO	PROAM	18	1:43.489	12	1:43.786	3	1:44.065	11	1:44.174	14	1:44.175	6
34	88	Spirit of Race	CHE	Gino Forgione	CHE	Michele Rugolo	ITA	Ferrari 296 GT3	PROAM	19	1:43.552	3	1:43.843	10	1:43.852	12	1:44.791	11	1:44.833	4
35	23	Pellin Racing	ITA	Thor Haugen	USA	Paolo Ruberti	ITA	Ferrari 488 GT3 2020	PROAM	20	2:09.234	2								



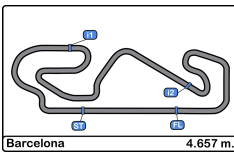


Circuito de Barcelona
International GT Open
Qualifying - 1 Driver - 1
Best 5 Top Speeds



Cl	N° Entrant/Team	Nat	Driver 1	Nat	Driver 2	Nat	Vehicle	Cat	Cl	Top 1		Top 2		Top 3		Top 4		Top 5		Avg
										Km/h	Lap	Km/h	Lap	Km/h	Lap	Km/h	Lap	Km/h	Lap	
1	33 Greystone GT	GBR	Dean Macdonald	GBR	James Kell	GBR	McLaren 720s GT3 Evo	PRO	1	264.0	4	262.7	5	262.7	6	262.7	12	262.1	13	262.9
2	777 Olimp Racing	POL	Marcin Jedlinski	POL	Karol Basz	POL	Audi R8 LMS GT3 Evo II	PROAM	1	263.4	10	262.1	2	262.1	4	261.5	3	261.5	5	262.1
3	1 Eastalent Racing	AUT	Simon Reicher	AUT	Christopher Haase	AUT	Audi R8 LMS GT3 Evo II	PRO	2	262.7	2	261.5	4	260.8	3	260.2	8	259.6	7	261.0
4	10 Oregon Team	ITA	Alessio Deledda	ITA	Jordan Pepper	ITA	Lamborghini Huracan GT3 EVO2	PRO	3	262.1	3	261.5	4	260.8	7	260.2	8	258.3	6	260.6
5	6 GetSpeed	DEU	Valentin Pierburg	DEU	Aaron Walker	GBR	Mercedes AMG GT3 EVO	PROAM	2	261.5	4	260.8	3	260.2	2	260.2	9	259.6	5	260.4
6	7 Car Collection Motorsport	DEU	Bashar Mardini	CAN	Tijmen van der Helm	NLD	Porsche 911 GT3 R (992)	PROAM	3	261.5	5	261.5	6	260.8	3	260.8	4	260.8	9	261.1
7	8 Il Barone Rampante	ITA	Giuseppe Cipriani	ITA		ITA	Lamborghini Huracan GT3 EVO	AM	1	261.5	11	260.8	3	260.8	4	260.8	5	260.2	12	260.8
8	15 Car Collection Motorsport	DEU	Gustav Bergström	SWE	Nico Menzel	DEU	Porsche 911 GT3 R (992)	PRO	4	261.5	5	260.8	4	260.2	2	260.2	3	181.8	1	244.9
9	20 SPS Automotive Performance	DEU	Dominik Baumann	AUT	Mikaeel Pitamber	ZAF	Mercedes AMG GT3 EVO	PRO	5	261.5	9	260.2	4	260.2	5	260.2	10	259.6	8	260.3
10	24 Greystone GT	GBR	Andrey Borodin	ITA	Oliver Webb	GBR	McLaren 720s GT3 Evo	PROAM	4	261.5	4	261.5	6	261.5	14	260.8	5	260.8	7	261.2
11	99 Tresor Attempto Racing	DEU	Florian Scholze	DEU	Alex Arkin Aka	DEU	Audi R8 LMS GT3 Evo II	PROAM	5	261.5	4	260.8	5	260.2	7	259.6	3	259.6	6	260.3
12	5 Olimp Racing	POL	Stanislaw Jedlinski	POL	Krystian Korzeniowski	POL	Ferrari 296 GT3	AM	2	260.8	4	260.8	9	260.8	10	260.8	11	260.2	2	260.7
13	12 Car Collection Motorsport	DEU	Hash	USA	Alex Fontana	CHE	Porsche 911 GT3 R (992)	PROAM	6	260.8	3	258.3	13	257.7	2	257.7	4	257.7	11	258.5
14	17 Team Motopark	DEU	Diego Menchaca	MEX	Marcos Siebert	ARG	Mercedes AMG GT3 EVO	PRO	6	260.8	8	260.2	2	260.2	3	260.2	4	260.2	5	260.3
15	63 Oregon Team	ITA	Alberto Di Folco	ITA	Leonardo Pulcini	ITA	Lamborghini Huracan GT3 EVO2	PRO	7	260.8	3	260.8	4	258.9	6	258.9	8	258.3	2	259.6
16	66 Greystone GT	GBR	Stewart Proctor	GBR	Lewis Proctor	GBR	McLaren 720S GT3	PROAM	7	260.8	5	259.6	4	259.6	6	258.9	3	258.3	2	259.4
17	786 GetSpeed	DEU	Kiki Sak Nana	THA	Adam Osieka	DEU	Mercedes AMG GT3 EVO	AM	3	260.8	12	258.9	11	258.3	4	258.3	5	257.1	3	258.7
18	19 Oregon Team	ITA	Marzio Moretti	ITA	Artëm Petrov	ISR	Lamborghini Huracan GT3 EVO2	PRO	8	260.2	3	259.6	4	258.9	12	258.3	10	258.3	11	259.1
19	25 AF Corse	ITA	Alessandro Cozzi	MCO	Giorgio Sernagiotto	ITA	Ferrari 296 GT3	PROAM	8	260.2	13	259.6	4	259.6	5	259.6	7	259.6	12	259.7
20	75 ISR Racing	CZE	Filip Salaquarda	CZE	Libor Milota	CZE	Audi R8 LMS GT3 Evo II	PROAM	9	260.2	5	260.2	6	260.2	7	259.6	3	259.6	4	259.9
21	16 AF Corse	ITA	Marcelo Hahn	BRA	Allam Khodair	BRA	Ferrari 296 GT3	PROAM	10	259.6	3	257.7	2	256.5	5	255.9	8	253.5	4	256.6
22	27 Spirit of Race	CHE	Marco Pulcini	MKD	Eddie Cheever	ITA	Ferrari 296 GT3	PROAM	11	259.6	3	258.9	2	258.9	4	257.7	7	257.1	6	258.5
23	51 Spirit of Race	CHE	Nicola Marinangeli	ITA	Vincent Abril	FRA	Ferrari 296 GT3	PRO	9	259.6	4	258.9	5	258.3	3	257.7	6	256.5	2	258.2
24	69 Scuderia Villorba Corse	ITA	Michael Blanchemain	FRA	Jim Pla	FRA	Mercedes AMG GT3 EVO	PROAM	12	259.6	3	258.9	2	258.3	4	257.7	8	257.7	10	258.4
25	96 Team Motopark	DEU	Lukas Dunner	AUT	Julian Hanses	DEU	Mercedes AMG GT3 EVO	PRO	10	259.6	5	258.9	4	258.9	9	258.3	2	258.3	10	258.8
26	9 GetSpeed	DEU	Anthony Bartone	USA	Fabian Schiller	DEU	Mercedes AMG GT3 EVO	PRO	11	258.9	3	258.9	4	258.9	7	258.9	8	258.3	2	258.8
27	14 Good Speed Racing Team	POL	Piotr Wira	POL	Daan Arrow	NLD	Mercedes AMG GT3 EVO	PROAM	13	258.9	15	258.3	14	257.7	6	257.7	11	257.7	13	258.1
28	55 AF Corse	ITA	Laurent De Meeus	GBR	Jamie Stanley	GBR	Ferrari 296 GT3	PROAM	14	258.9	5	258.3	4	257.7	3	257.7	9	256.5	8	257.8
29	65 Team Motopark	DEU	Heiko Neumann	DEU	Timo Rumpfkeil	DEU	Mercedes AMG GT3 EVO	AM	4	258.9	3	258.9	4	258.9	6	258.9	13	258.3	7	258.8
30	88 Spirit of Race	CHE	Gino Forgione	CHE	Michele Rugolo	ITA	Ferrari 296 GT3	PROAM	15	258.9	6	258.3	4	257.7	12	257.1	3	257.1	5	257.8
31	95 Team Motopark	DEU	Morten Strömsted	DNK	Thomas Ikin	GBR	Mercedes AMG GT3 EVO	PROAM	16	258.9	6	258.3	3	258.3	9	257.7	4	257.7	5	258.2
32	42 Leipert Motorsport	DEU	Mark Wallenwein	DEU	Maciej Blazek	POL	Lamborghini Huracan GT3 EVO2	PROAM	17	258.3	4	258.3	11	258.3	12	258.3	13	257.7	3	258.2
33	108 Vimana by GetSpeed	DEU	Ameerh Naran	ZWE	Tom Jackson	GBR	Mercedes AMG GT3 EVO	PROAM	18	258.3	4	257.7	3	257.7	5	257.7	6	257.7	10	257.8
34	54 CBRX by SPS	DEU	Dexter Müller	CHE	Yannick Mettler	CHE	Mercedes AMG GT3 EVO	PROAM	19	257.7	9	257.1	13	256.5	3	256.5	5	256.5	14	256.8
35	23 Pellin Racing	ITA	Thor Haugen	USA	Paolo Ruberti	ITA	Ferrari 488 GT3 2020	PROAM	20	257.1	2	169.0	1							213.0





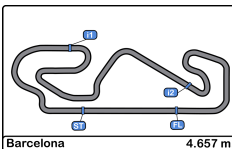
Circuit de Barcelona
International GT Open
Qualifying - 1 Driver - 1
Fastest Laps Sequence



Barcelona 4.657 m.

Lap	Time of Day	Session Time	N° Entrant/Team	Nat	Driver 1	Nat	Driver 2	Nat	Vehicle	Cat	Time	Km/h
2	11:08:30.051	3:30.051	8 Il Barone Rampante	ITA	Giuseppe Cipriani	ITA			Lamborghini Huracan GT3 EVO	AM	1:41.346	165.4
2	11:10:29.635	5:29.635	7 Car Collection Motorsport	DEU	Bashar Mardini	CAN	Tijmen van der Helm	NLD	Porsche 911 GT3 R (992)	PROAM	1:41.160	165.7
2	11:10:52.819	5:52.819	33 Greystone GT	GBR	Dean Macdonald	GBR	James Kell	GBR	McLaren 720s GT3 Evo	PRO	1:41.044	165.9
2	11:10:57.346	5:57.346	15 Car Collection Motorsport	DEU	Gustav Bergström	SWE	Nico Menzel	DEU	Porsche 911 GT3 R (992)	PRO	1:39.613	168.3
3	11:12:36.681	7:36.681	15 Car Collection Motorsport	DEU	Gustav Bergström	SWE	Nico Menzel	DEU	Porsche 911 GT3 R (992)	PRO	1:39.335	168.7



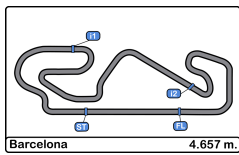


Circuito de Barcelona
International GT Open
Qualifying - 1 Driver - 1
Event Best Maximum Speed



Nº	Entrant/Team	Nat	Driver 1	Nat	Driver 2	Nat	Vehicle	Cat	Km/h	Session
33	Greystone GT	GBR	Dean Macdonald	GBR	James Kell	GBR	McLaren 720s GT3 Evo	PRO	264.0	Qualifying - 1 Driver - 1
777	Olimp Racing	POL	Marcin Jedlinski	POL	Karol Basz	POL	Audi R8 LMS GT3 Evo II	PROAM	263.4	Qualifying - 1 Driver - 1
1	Eastalent Racing	AUT	Simon Reicher	AUT	Christopher Haase	DEU	Audi R8 LMS GT3 Evo II	PRO	262.7	Qualifying - 1 Driver - 1
10	Oregon Team	ITA	Alessio Deledda	ITA	Jordan Pepper	ZAF	Lamborghini Huracan GT3 EVO2	PRO	262.1	Qualifying - 1 Driver - 1
99	Tresor Attempto Racing	DEU	Florian Scholze	DEU	Alex Arkin Aka	DEU	Audi R8 LMS GT3 Evo II	PROAM	261.5	Qualifying - 1 Driver - 1
7	Car Collection Motorsport	DEU	Bashar Mardini	CAN	Tijmen van der Helm	NLD	Porsche 911 GT3 R (992)	PROAM	261.5	Qualifying - 1 Driver - 1
15	Car Collection Motorsport	DEU	Gustav Bergström	SWE	Nico Menzel	DEU	Porsche 911 GT3 R (992)	PRO	261.5	Qualifying - 1 Driver - 1
6	GetSpeed	DEU	Valentin Pierburg	DEU	Aaron Walker	GBR	Mercedes AMG GT3 EVO	PROAM	261.5	Qualifying - 1 Driver - 1
24	Greystone GT	GBR	Andrey Borodin	ITA	Oliver Webb	GBR	McLaren 720s GT3 Evo	PROAM	261.5	Qualifying - 1 Driver - 1
8	Il Barone Rampante	ITA	Giuseppe Cipriani	ITA			Lamborghini Huracan GT3 EVO	AM	261.5	Qualifying - 1 Driver - 1
20	SPS Automotive Performance	DEU	Dominik Baumann	AUT	Mikael Pitamber	ZAF	Mercedes AMG GT3 EVO	PRO	261.5	Qualifying - 1 Driver - 1
66	Greystone GT	GBR	Stewart Proctor	GBR	Lewis Proctor		McLaren 720S GT3	PROAM	260.8	Qualifying - 1 Driver - 1
12	Car Collection Motorsport	DEU	Hash	USA	Alex Fontana	CHE	Porsche 911 GT3 R (992)	PROAM	260.8	Qualifying - 1 Driver - 1
63	Oregon Team	ITA	Alberto Di Folco	ITA	Leonardo Pulcini	ITA	Lamborghini Huracan GT3 EVO2	PRO	260.8	Qualifying - 1 Driver - 1
17	Team Motopark	DEU	Diego Menchaca	MEX	Krystian Siebert	ARG	Mercedes AMG GT3 EVO	PRO	260.8	Qualifying - 1 Driver - 1
5	Olimp Racing	POL	Stanislaw Jedlinski	POL	Krystian Korzeniowski	POL	Ferrari 296 GT3	AM	260.8	Qualifying - 1 Driver - 1
786	GetSpeed	DEU	Kiki Sak Nana	THA	Adam Osieka	DEU	Mercedes AMG GT3 EVO	AM	260.8	Qualifying - 1 Driver - 1
19	Oregon Team	ITA	Marzio Moretti	ITA	Artëm Petrov	ISR	Lamborghini Huracan GT3 EVO2	PRO	260.2	Qualifying - 1 Driver - 1
75	ISR Racing	CZE	Filip Salaquarda	CZE	Libor Milota	CZE	Audi R8 LMS GT3 Evo II	PROAM	260.2	Qualifying - 1 Driver - 1
25	AF Corse	ITA	Alessandro Cozzi	MCO	Giorgio Sernagiotto	ITA	Ferrari 296 GT3	PROAM	260.2	Qualifying - 1 Driver - 1
69	Scuderia Villorba Corse	ITA	Michael Blanchemain	FRA	Jim Pla	FRA	Mercedes AMG GT3 EVO	PROAM	259.6	Qualifying - 1 Driver - 1
51	Spirit of Race	CHE	Nicola Marinangeli	ITA	Vincent Abril	FRA	Ferrari 296 GT3	PRO	259.6	Qualifying - 1 Driver - 1
27	Spirit of Race	CHE	Marco Pulcini	MCO	Eddie Cheever	ITA	Ferrari 296 GT3	PROAM	259.6	Qualifying - 1 Driver - 1
96	Team Motopark	DEU	Lukas Dunner	AUT	Julian Hanses	DEU	Mercedes AMG GT3 EVO	PRO	259.6	Qualifying - 1 Driver - 1
16	AF Corse	ITA	Marcelo Hahn	BRA	Allam Khodair	BRA	Ferrari 296 GT3	PROAM	259.6	Qualifying - 1 Driver - 1
65	Team Motopark	DEU	Heiko Neumann	DEU	Timo Rumpfkeil	DEU	Mercedes AMG GT3 EVO	AM	258.9	Qualifying - 1 Driver - 1
88	Spirit of Race	CHE	Gino Forgione	CHE	Michele Rugolo	ITA	Ferrari 296 GT3	PROAM	258.9	Qualifying - 1 Driver - 1
55	AF Corse	ITA	Laurent De Meeus	BEL	Jamie Stanley	GBR	Ferrari 296 GT3	PROAM	258.9	Qualifying - 1 Driver - 1
95	Team Motopark	DEU	Morten Strömsted	DNK	Thomas Ikin	GBR	Mercedes AMG GT3 EVO	PROAM	258.9	Qualifying - 1 Driver - 1
14	Good Speed Racing Team	POL	Piotr Wira	POL	Daan Arrow	NLD	Mercedes AMG GT3 EVO	PROAM	258.9	Qualifying - 1 Driver - 1
9	GetSpeed	DEU	Anthony Bartone	USA	Fabian Schiller	DEU	Mercedes AMG GT3 EVO	PRO	258.9	Qualifying - 1 Driver - 1
108	Vimana by GetSpeed	DEU	Ameerh Naran	ZWE	Tom Jackson	GBR	Mercedes AMG GT3 EVO	PROAM	258.3	Qualifying - 1 Driver - 1
42	Leipert Motorsport	DEU	Mark Wallenwein	DEU	Maciej Blazek	POL	Lamborghini Huracan GT3 EVO2	PROAM	258.3	Qualifying - 1 Driver - 1
54	CBRX by SPS	DEU	Dexter Müller	CHE	Yannick Mettler	CHE	Mercedes AMG GT3 EVO	PROAM	257.7	Qualifying - 1 Driver - 1
23	Pellin Racing	ITA	Thor Haugen	USA	Paolo Ruberti	ITA	Ferrari 488 GT3 2020	PROAM	257.1	Qualifying - 1 Driver - 1





Circuit de Barcelona
International GT Open
Qualifying - 1 Driver - 1
Pit Stop Analysis



1 Simon Reicher Audi R8 LMS GT3 Evo II
 PRO Christopher Haase Eastalent Racing

Nº	In Day Time	In Time	Out Time	Pit Time	T. Pit Time	Handicap	Diff.
1	11:20:27.833	11:20:27.833	11:36:09.796	15:41.963	15:41.963		

5 Stanislaw Jedlinski Ferrari 296 GT3
 AM Krystian Korzeniowski Olimp Racing

Nº	In Day Time	In Time	Out Time	Pit Time	T. Pit Time	Handicap	Diff.
1	11:21:08.867	11:21:08.867	11:25:41.181	4:32.314	4:32.314		
2	11:27:56.956	11:27:56.956	11:32:04.039	4:07.083	8:39.397		

6 Valentin Pierburg Mercedes AMG GT3 EVO
 PROAM Aaron Walker GetSpeed

Nº	In Day Time	In Time	Out Time	Pit Time	T. Pit Time	Handicap	Diff.
1	11:18:17.734	11:18:17.734	11:34:54.930	16:37.196	16:37.196		

7 Bashar Mardini Porsche 911 GT3 R (992)
 PROAM Tijmen van der Helm Car Collection Motorsport

Nº	In Day Time	In Time	Out Time	Pit Time	T. Pit Time	Handicap	Diff.
1	11:17:25.787	11:17:25.787	11:22:28.323	5:02.536	5:02.536		
2	11:28:20.933	11:28:20.933	11:33:08.952	4:48.019	9:50.555		

8 Giuseppe Cipriani Lamborghini Huracan GT3 EVO
 AM Il Barone Rampante

Nº	In Day Time	In Time	Out Time	Pit Time	T. Pit Time	Handicap	Diff.
1	11:14:01.584	11:14:01.584	11:19:44.474	5:42.890	5:42.890		
2	11:25:00.845	11:25:00.845	11:33:42.217	8:41.372	14:24.262		

9 Anthony Bartone Mercedes AMG GT3 EVO
 PRO Fabian Schiller GetSpeed

Nº	In Day Time	In Time	Out Time	Pit Time	T. Pit Time	Handicap	Diff.
1	11:18:45.020	11:18:45.020	11:34:28.161	15:43.141	15:43.141		

10 Alessio Deledda Lamborghini Huracan GT3 EVO2
 PRO Jordan Pepper Oregon Team

Nº	In Day Time	In Time	Out Time	Pit Time	T. Pit Time	Handicap	Diff.
1	11:16:11.631	11:16:11.631	11:20:03.498	3:51.867	3:51.867		

12 Hash Porsche 911 GT3 R (992)
 PROAM Alex Fontana Car Collection Motorsport

Nº	In Day Time	In Time	Out Time	Pit Time	T. Pit Time	Handicap	Diff.
1	11:26:04.046	11:26:04.046	11:33:12.416	7:08.370	7:08.370		

14 Piotr Wira Mercedes AMG GT3 EVO
 PROAM Daan Arrow Good Speed Racing Team

Nº	In Day Time	In Time	Out Time	Pit Time	T. Pit Time	Handicap	Diff.
1	11:15:39.167	11:15:39.167	11:19:12.637	3:33.470	3:33.470		
2	11:28:52.036	11:28:52.036	11:32:24.591	3:32.555	7:06.025		

16 Marcelo Hahn Ferrari 296 GT3
 PROAM Allam Khodair AF Corse

Nº	In Day Time	In Time	Out Time	Pit Time	T. Pit Time	Handicap	Diff.
1	11:21:59.924	11:21:59.924	11:34:39.910	12:39.986	12:39.986		

17 Diego Menchaca Mercedes AMG GT3 EVO
 PRO Marcos Siebert Team Motopark

Nº	In Day Time	In Time	Out Time	Pit Time	T. Pit Time	Handicap	Diff.
1	11:19:05.928	11:19:05.928	11:32:13.518	13:07.590	13:07.590		

19 Marzio Moretti Lamborghini Huracan GT3 EVO2
 PRO Artëm Petrov Oregon Team

Nº	In Day Time	In Time	Out Time	Pit Time	T. Pit Time	Handicap	Diff.
1	11:15:37.519	11:15:37.519	11:16:43.502	1:05.983	1:05.983		
2	11:21:57.045	11:21:57.045	11:25:24.254	3:27.209	4:33.192		
3	11:27:36.347	11:27:36.347	11:34:33.568	6:57.221	11:30.413		

20 Dominik Baumann Mercedes AMG GT3 EVO
 PRO Mikael Pitamber SPS Automotive Performance

Nº	In Day Time	In Time	Out Time	Pit Time	T. Pit Time	Handicap	Diff.
1	11:23:10.321	11:23:10.321	11:35:31.152	12:20.831	12:20.831		

24 Andrey Borodin McLaren 720s GT3 Evo
 PROAM Oliver Webb Greystone GT

Nº	In Day Time	In Time	Out Time	Pit Time	T. Pit Time	Handicap	Diff.
1	11:18:15.958	11:18:15.958	11:23:55.878	5:39.920	5:39.920		
2	11:27:55.176	11:27:55.176	11:32:10.669	4:15.493	9:55.413		

25 Alessandro Cozzi Ferrari 296 GT3
 PROAM Giorgio Sernagiotto AF Corse

Nº	In Day Time	In Time	Out Time	Pit Time	T. Pit Time	Handicap	Diff.
1	11:20:49.113	11:20:49.113	11:24:21.501	3:32.388	3:32.388		
2	11:29:02.854	11:29:02.854	11:32:15.405	3:12.551	6:44.939		

27 Marco Pulcini Ferrari 296 GT3
 PROAM Eddie Cheever Spirit of Race

Nº	In Day Time	In Time	Out Time	Pit Time	T. Pit Time	Handicap	Diff.
1	11:16:14.985	11:16:14.985	11:33:31.281	17:16.296	17:16.296		

33 Dean Macdonald McLaren 720s GT3 Evo
 PRO James Kell Greystone GT

Nº	In Day Time	In Time	Out Time	Pit Time	T. Pit Time	Handicap	Diff.
1	11:17:42.559	11:17:42.559	11:26:16.562	8:34.003	8:34.003		
2	11:29:05.479	11:29:05.479	11:33:01.585	3:56.106	12:30.109		

42 Mark Wallenwein Lamborghini Huracan GT3 EVO2
 PROAM Maciej Blazek Leipert Motorsport

Nº	In Day Time	In Time	Out Time	Pit Time	T. Pit Time	Handicap	Diff.
1	11:21:28.116	11:21:28.116	11:24:59.291	3:31.175	3:31.175		
2	11:27:08.004	11:27:08.004	11:32:06.943	4:58.939	8:30.114		

51 Nicola Marinangeli Ferrari 296 GT3
 PRO Vincent Abril Spirit of Race

Nº	In Day Time	In Time	Out Time	Pit Time	T. Pit Time	Handicap	Diff.
1	11:16:59.473	11:16:59.473	11:25:28.824	8:29.351	8:29.351		

54 Dexter Müller Mercedes AMG GT3 EVO
 PROAM Yannick Mettler CBRX by SPS

Nº	In Day Time	In Time	Out Time	Pit Time	T. Pit Time	Handicap	Diff.
1	11:18:51.383	11:18:51.383	11:24:38.021	5:46.638	5:46.638		
2	11:29:20.165	11:29:20.165	11:32:31.209	3:11.044	8:57.682		

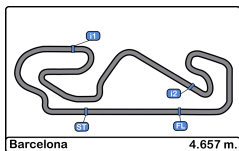
55 Laurent De Meeus Ferrari 296 GT3
 PROAM Jamie Stanley AF Corse

Nº	In Day Time	In Time	Out Time	Pit Time	T. Pit Time	Handicap	Diff.
1	11:16:28.730	11:16:28.730	11:20:39.890	4:11.160	4:11.160		

63 Alberto Di Folco Lamborghini Huracan GT3 EVO2
 PRO Leonardo Pulcini Oregon Team

Nº	In Day Time	In Time	Out Time	Pit Time	T. Pit Time	Handicap	Diff.
1	11:16:07.718	11:16:07.718	11:19:56.974	3:49.256	3:49.256		





Circuit de Barcelona
International GT Open
Qualifying - 1 Driver - 1
Pit Stop Analysis



65 Heiko Neumann Mercedes AMG GT3 EVO

AM Timo Rumpfkeil Team Motopark

Nº	In Day Time	In Time	Out Time	Pit Time	T. Pit Time	Handicap	Diff.
1	11:20:01.853	11:20:01.853	11:25:15.014	5:13.161	5:13.161		
2	11:27:18.748	11:27:18.748	11:33:33.232	6:14.484	11:27.645		

66 Stewart Proctor McLaren 720S GT3

PROAM Lewis Proctor Greystone GT

Nº	In Day Time	In Time	Out Time	Pit Time	T. Pit Time	Handicap	Diff.
1	11:18:41.518	11:18:41.518	11:23:07.269	4:25.751	4:25.751		
2	11:29:35.589	11:29:35.589	11:32:09.358	2:33.769	6:59.520		

69 Michael Blanchemain Mercedes AMG GT3 EVO

PROAM Jim Pla Scuderia Villorba Corse

Nº	In Day Time	In Time	Out Time	Pit Time	T. Pit Time	Handicap	Diff.
1	11:15:09.134	11:15:09.134	11:23:47.283	8:38.149	8:38.149		
2	11:27:37.876	11:27:37.876	11:32:11.870	4:33.994	13:12.143		

75 Filip Salaquarda Audi R8 LMS GT3 Evo II

PROAM Libor Milota ISR Racing

Nº	In Day Time	In Time	Out Time	Pit Time	T. Pit Time	Handicap	Diff.
1	11:18:00.357	11:18:00.357	11:19:58.418	1:58.061	1:58.061		

88 Gino Forgione Ferrari 296 GT3

PROAM Michele Rugolo Spirit of Race

Nº	In Day Time	In Time	Out Time	Pit Time	T. Pit Time	Handicap	Diff.
1	11:16:26.847	11:16:26.847	11:24:31.311	8:04.464	8:04.464		
2	11:29:09.203	11:29:09.203	11:33:23.323	4:14.120	12:18.584		

95 Morten Strömsted Mercedes AMG GT3 EVO

PROAM Thomas Ikin Team Motopark

Nº	In Day Time	In Time	Out Time	Pit Time	T. Pit Time	Handicap	Diff.
1	11:18:05.915	11:18:05.915	11:33:34.786	15:28.871	15:28.871		

96 Lukas Dunner Mercedes AMG GT3 EVO

PRO Julian Hanses Team Motopark

Nº	In Day Time	In Time	Out Time	Pit Time	T. Pit Time	Handicap	Diff.
1	11:20:03.482	11:20:03.482	11:33:22.426	13:18.944	13:18.944		

99 Florian Scholze Audi R8 LMS GT3 Evo II

PROAM Alex Arkin Aka Tresor Attempto Racing

Nº	In Day Time	In Time	Out Time	Pit Time	T. Pit Time	Handicap	Diff.
1	11:21:07.397	11:21:07.397	11:24:14.013	3:06.616	3:06.616		
2	11:31:17.349	11:31:17.349	11:34:05.644	2:48.295	5:54.911		

108 Ameerh Naran Mercedes AMG GT3 EVO

PROAM Tom Jackson GetSpeed

Nº	In Day Time	In Time	Out Time	Pit Time	T. Pit Time	Handicap	Diff.
1	11:17:49.827	11:17:49.827	11:32:03.124	14:13.297	14:13.297		

777 Marcin Jedlinski Audi R8 LMS GT3 Evo II

PROAM Karol Basz Olimp Racing

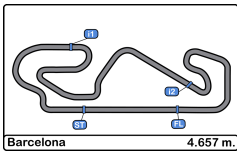
Nº	In Day Time	In Time	Out Time	Pit Time	T. Pit Time	Handicap	Diff.
1	11:19:46.983	11:19:46.983	11:22:31.745	2:44.762	2:44.762		
2	11:28:21.777	11:28:21.777	11:32:49.406	4:27.629	7:12.391		

786 Kiki Sak Nana Mercedes AMG GT3 EVO

AM Adam Osieka GetSpeed

Nº	In Day Time	In Time	Out Time	Pit Time	T. Pit Time	Handicap	Diff.
1	11:17:41.085	11:17:41.085	11:23:30.026	5:48.941	5:48.941		
2	11:27:17.190	11:27:17.190	11:32:05.565	4:48.375	10:37.316		

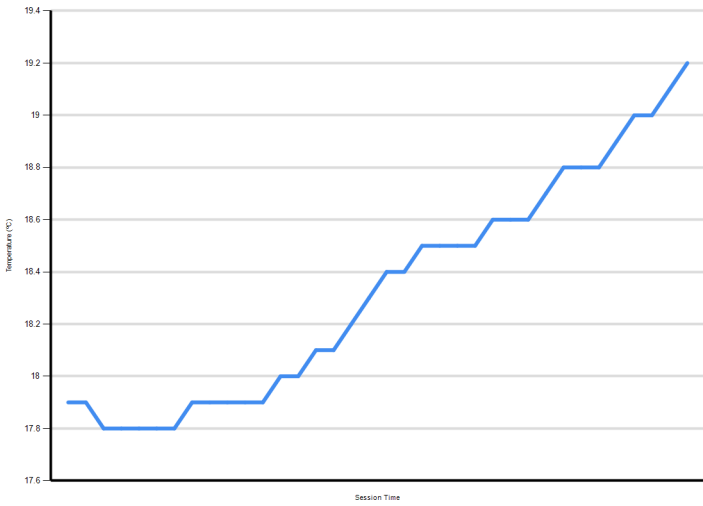




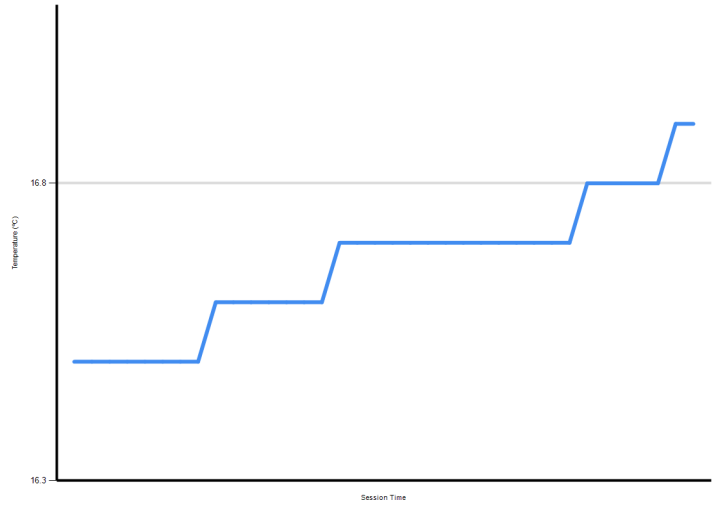
Circuit de Barcelona
International GT Open
Qualifying - 1 Driver - 1
Weather Report



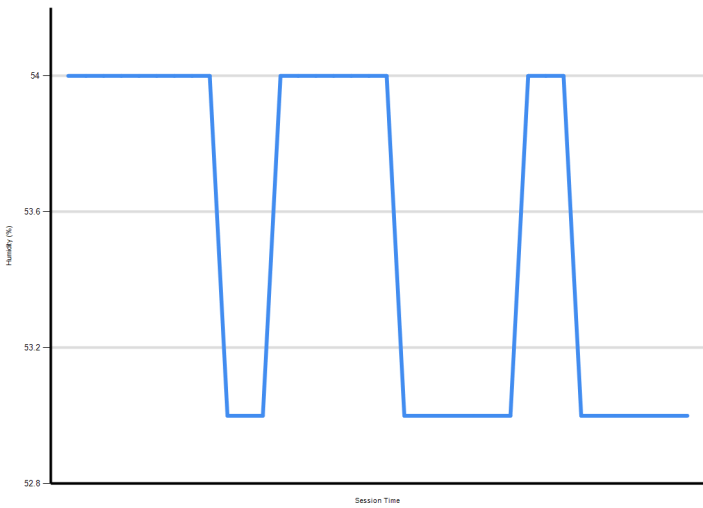
Air Temperature




Track Temperature



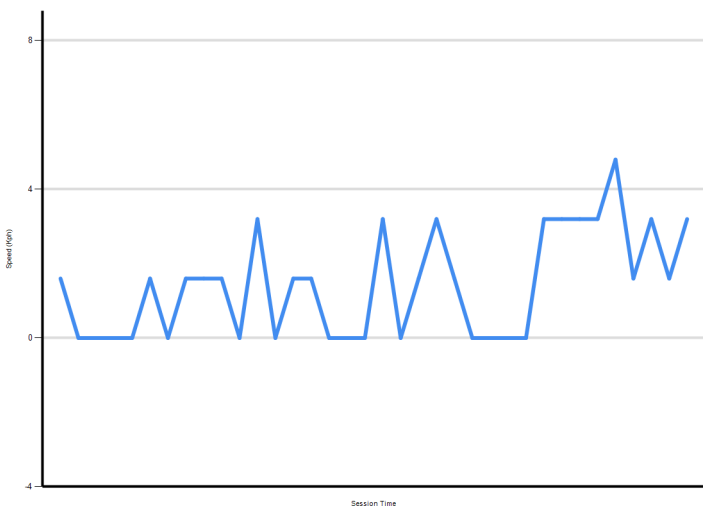
Humidity



Pressure



Wind Speed



Wind direction

