

**Circuito de Barcelona**  
**International GT Open**  
**Qualifying - 2 Driver - 2**  
**Provisional Results**



Cls	Nº	Entrant/Team	Nat	Driver 1	Nat	Driver 2	Nat	Vehicle	Cat	Cls	Laps	Best	Time	Gap	Interval	Km/h
1	51	Spirit of Race	CHE	Nicola Marinangeli	ITA	<u>Vincent Abril</u>	FRA	Ferrari 296 GT3	PRO	1	9	8	1:38.730			169.8
2	1	Eastalent Racing	AUT	Simon Reicher	AUT	<u>Christopher Haase</u>	DEU	Audi R8 LMS GT3 Evo II	PRO	2	12	11	1:39.114	0.384	0.384	169.1
3	10	Oregon Team	ITA	Alessio Deledda	ITA	<u>Jordan Pepper</u>	ZAF	Lamborghini Huracan GT3 EVO2	PRO	3	8	4	1:39.483	0.753	0.369	168.5
4	17	Team Motopark	DEU	Diego Menchaca	MEX	<u>Marcos Siebert</u>	ARG	Mercedes AMG GT3 EVO	PRO	4	11	9	1:39.540	0.810	0.057	168.4
5	96	Team Motopark	DEU	Lukas Dunner	AUT	<u>Julian Hanses</u>	DEU	Mercedes AMG GT3 EVO	PRO	5	10	7	1:39.684	0.954	0.144	168.1
6	12	Car Collection Motorsport	DEU	Hash	USA	<u>Alex Fontana</u>	CHE	Porsche 911 GT3 R (992)	PROAM	1	14	5	1:39.782	1.052	0.098	168.0
7	20	SPS Automotive Performance	DEU	Dominik Baumann	AUT	<u>Mikael Pitamber</u>	ZAF	Mercedes AMG GT3 EVO	PRO	6	15	13	1:39.814	1.084	0.032	167.9
8	16	AF Corse	ITA	Marcelo Hahn	BRA	<u>Allam Khodair</u>	BRA	Ferrari 296 GT3	PROAM	2	13	12	1:39.831	1.101	0.017	167.9
9	54	CBRX by SPS	DEU	Dexter Müller	CHE	<u>Yannick Mettler</u>	CHE	Mercedes AMG GT3 EVO	PROAM	3	12	9	1:39.850	1.120	0.019	167.9
10	777	Olimp Racing	POL	Marcin Jedlinski	POL	<u>Karol Basz</u>	ITA	Audi R8 LMS GT3 Evo II	PROAM	4	12	11	1:39.916	1.186	0.066	167.7
11	25	AF Corse	ITA	Alessandro Cozzi	ITA	<u>Giorgio Sernagiotto</u>	ITA	Ferrari 296 GT3	PROAM	5	11	8	1:40.154	1.424	0.238	167.3
12	33	Greystone GT	GBR	Dean Macdonald	GBR	<u>James Kell</u>	GBR	McLaren 720s GT3 Evo	PRO	7	13	6	1:40.190	1.460	0.036	167.3
13	66	Greystone GT	GBR	Stewart Proctor	GBR	<u>Lewis Proctor</u>	GBR	McLaren 720S GT3	PROAM	6	13	9	1:40.255	1.525	0.065	167.2
14	14	Good Speed Racing Team	POL	Piotr Wira	POL	<u>Daan Arrow</u>	NLD	Mercedes AMG GT3 EVO	PROAM	7	13	7	1:40.360	1.630	0.105	167.0
15	88	Spirit of Race	CHE	Gino Forgione	CHE	<u>Michele Rugolo</u>	ITA	Ferrari 296 GT3	PROAM	8	9	6	1:40.364	1.634	0.004	167.0
16	99	Tresor Attempto Racing	DEU	Florian Scholze	DEU	<u>Alex Arkin Aka</u>	DEU	Audi R8 LMS GT3 Evo II	PROAM	9	13	7	1:40.584	1.854	0.220	166.6
17	15	Car Collection Motorsport	DEU	<u>Gustav Bergström</u>	SWE	Nico Menzel	DEU	Porsche 911 GT3 R (992)	PRO	8	11	8	1:40.623	1.893	0.039	166.6
18	19	Oregon Team	ITA	Marzio Moretti	ITA	<u>Artëm Petrov</u>	ISR	Lamborghini Huracan GT3 EVO2	PRO	9	11	10	1:40.679	1.949	0.056	166.5
19	75	ISR Racing	CZE	<u>Filip Salaquarda</u>	CZE	Libor Milota	CZE	Audi R8 LMS GT3 Evo II	PROAM	10	9	8	1:40.696	1.966	0.017	166.4
20	23	Pellin Racing	ITA	Thor Haugen	USA	<u>Paolo Ruberti</u>	ITA	Ferrari 488 GT3 2020	PROAM	11	10	9	1:40.726	1.996	0.030	166.4
21	95	Team Motopark	DEU	Morten Strömsted	DNK	<u>Thomas Ikin</u>	GBR	Mercedes AMG GT3 EVO	PROAM	12	12	11	1:40.856	2.126	0.130	166.2
22	7	Car Collection Motorsport	DEU	<u>Bashar Mardini</u>	CAN	Tijmen van der Helm	NLD	Porsche 911 GT3 R (992)	PROAM	13	12	10	1:40.884	2.154	0.028	166.1
23	9	GetSpeed	DEU	<u>Anthony Bartone</u>	USA	Fabian Schiller	DEU	Mercedes AMG GT3 EVO	PRO	10	13	8	1:40.917	2.187	0.033	166.1
24	42	Leipert Motorsport	DEU	<u>Mark Wallenwein</u>	DEU	Maciej Blazek	POL	Lamborghini Huracan GT3 EVO2	PROAM	14	12	9	1:40.979	2.249	0.062	166.0
25	6	GetSpeed	DEU	<u>Valentin Pierburg</u>	DEU	Aaron Walker	GBR	Mercedes AMG GT3 EVO	PROAM	15	14	11	1:41.163	2.433	0.184	165.7
26	65	Team Motopark	DEU	<u>Heiko Neumann</u>	DEU	Timo Rumpfkeil	DEU	Mercedes AMG GT3 EVO	AM	1	13	11	1:41.332	2.602	0.169	165.4
27	8	Il Barone Rampante	ITA	Giuseppe Cipriani	ITA		ITA	Lamborghini Huracan GT3 EVO	AM	2	13	10	1:41.484	2.754	0.152	165.2
28	27	Spirit of Race	CHE	<u>Marco Pulcini</u>	MCO	Eddie Cheever	ITA	Ferrari 296 GT3	PROAM	16	9	8	1:41.518	2.788	0.034	165.1
29	786	GetSpeed	DEU	<u>Kiki Sak Nana</u>	THA	Adam Osieka	DEU	Mercedes AMG GT3 EVO	AM	3	14	8	1:42.043	3.313	0.525	164.2
30	24	Greystone GT	GBR	<u>Andrey Borodin</u>	IND	Oliver Webb	GBR	McLaren 720s GT3 Evo	PROAM	17	15	10	1:43.078	4.348	1.035	162.6
31	55	AF Corse	ITA	<u>Laurent De Meeus</u>	BEL	Jamie Stanley	GBR	Ferrari 296 GT3	PROAM	18	16	15	1:43.334	4.604	0.256	162.2
32	69	Scuderia Villorba Corse	ITA	<u>Michael Blanchemain</u>	FRA	Jim Pla	FRA	Mercedes AMG GT3 EVO	PROAM	19	10	4	1:44.248	5.518	0.914	160.8
33	108	Vimana by GetSpeed	DEU	<u>Ameerh Naran</u>	ZWE	Tom Jackson	GBR	Mercedes AMG GT3 EVO	PROAM	20	10	7	1:45.084	6.354	0.836	159.5
34	5	Olimp Racing	POL	<u>Stanislaw Jedlinski</u>	POL	Krystian Korzeniowski	ITA	Ferrari 296 GT3	AM	4	10	8	1:50.442	11.712	5.358	151.8
35	63	Oregon Team	ITA	<u>Alberto Di Folco</u>	ITA	Leonardo Pulcini	ITA	Lamborghini Huracan GT3 EVO2	PRO	11	3	2	1:51.464	12.734	1.022	150.4

Published at:.....

Track Temp: 16.0 °C Air Temp: 16.0 °C Humidity: 74 % Track Status: DRY

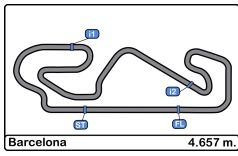
Race Director:

Alessandro Ferrari

Timekeeper:

Luis Garcia





**Circuit de Barcelona  
International GT Open  
Qualifying - 2 Driver - 2  
Track Limit**



The Stewards, having received a report from Race Director, have considered the following matter and determine the following:

**Session** Qualifying - 2 Driver - 2

**Fact** The cars below did not use the track at the turns listed below

**Infringement** Breach of Appendix L Chapter IV Article 2 c) of the FIA International Sporting Code and Article 19.4/19.5 of the Sporting Regulations.

**Decision** Deletion of the lap times shown in accordance with Article 12.4.1.e of the FIA International Sporting Code.

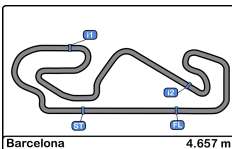
**Note**

- Certain decisions of the Stewards are subject to appeal (Article 15 of the FIA International Sporting Code).
- These penalties are not subject to appeal Article.12.3.4 of the FIA International Sporting Code and Article 16.5 of the Sporting Regulations.
- According to Article.12.3.3.b of the FIA International Sporting Code these decisions become immediately binding even in case of an appeal.

Ord	Turn	Nº Driver	Entrant/Team	Time of Day	Lap Time
1	10	786 Sak Nana - Osieka	GetSpeed	9:33:56.201	1:45.614
2	10	69 Blanchemain - Pla	Scuderia Villorba Corse	9:34:23.463	1:47.124
3	13	12 Hash - Fontana	Car Collection Motorsport	9:35:27.648	1:48.025
4	13	777 Jedlinski - Basz	Olimp Racing	9:36:17.992	1:42.436
5	10	33 Macdonald - Kell	Greystone GT	9:36:24.763	1:54.058
6	10	66 Proctor - Proctor	Greystone GT	9:36:27.241	1:50.991
7	13	96 Dunner - Hanses	Team Motopark	9:38:46.214	1:39.734
8	13	786 Sak Nana - Osieka	GetSpeed	9:39:06.492	1:43.436
9	13	66 Proctor - Proctor	Greystone GT	9:40:00.832	3:33.591
10	13	786 Sak Nana - Osieka	GetSpeed	9:40:58.634	1:52.142
11	13	108 Naran - Jackson	Vimana by GetSpeed	9:42:56.155	1:47.083
12	13	1 Reicher - Haase	Eastalent Racing	9:52:24.750	1:39.898
13	13	10 Deledda - Pepper	Oregon Team	9:54:21.999	14:35.063
14	13	19 Moretti - Petrov	Oregon Team	9:54:28.983	1:40.636
15	10	1 Reicher - Haase	Eastalent Racing	9:55:57.979	1:53.520
16	13	99 Scholze - Arkin Aka	Tresor Attempto Racing	9:57:01.857	1:40.564
17	13	54 Müller - Mettler	CBRX by SPS	9:58:51.387	11:44.744
18	13	12 Hash - Fontana	Car Collection Motorsport	9:59:52.017	1:39.544
19	13	99 Scholze - Arkin Aka	Tresor Attempto Racing	10:00:23.678	1:40.668
20	13	66 Proctor - Proctor	Greystone GT	10:02:01.637	1:42.251

The Stewards:





**Circuito de Barcelona**  
**International GT Open**  
**Qualifying - 2 Driver - 2**  
**Provisional Results by Category**



PRO																
Cls	N°	Entrant/Team	Nat	Driver 1	Nat	Driver 2	Nat	Vehicle	Cat	Cls	Laps	Best	Time	Gap	Interval	Km/h
1	51	Spirit of Race	CHE	Nicola Marinangeli	ITA	Vincent Abril	FRA	Ferrari 296 GT3	PRO	1	9	8	1:38.730			169.8
2	1	Eastalent Racing	AUT	Simon Reicher	AUT	Christopher Haase	DEU	Audi R8 LMS GT3 Evo II	PRO	2	12	11	1:39.114	0.384	0.384	169.1
3	10	Oregon Team	ITA	Alessio Deledda	ITA	Jordan Pepper	ZAF	Lamborghini Huracan GT3 EVO2	PRO	3	8	4	1:39.483	0.753	0.369	168.5
4	17	Team Motopark	DEU	Diego Menchaca	MEX	Marcos Siebert	ARG	Mercedes AMG GT3 EVO	PRO	4	11	9	1:39.540	0.810	0.057	168.4
5	96	Team Motopark	DEU	Lukas Dunner	AUT	Julian Hanses	DEU	Mercedes AMG GT3 EVO	PRO	5	10	7	1:39.684	0.954	0.144	168.1
6	20	SPS Automotive Performance	DEU	Dominik Baumann	AUT	Mikael Pitamber	ZAF	Mercedes AMG GT3 EVO	PRO	6	15	13	1:39.814	1.084	0.130	167.9
7	33	Greystone GT	GBR	Dean Macdonald	GBR	James Kell	GBR	McLaren 720s GT3 Evo	PRO	7	13	6	1:40.190	1.460	0.376	167.3
8	15	Car Collection Motorsport	DEU	Gustav Bergström	SWE	Nico Menzel	DEU	Porsche 911 GT3 R (992)	PRO	8	11	8	1:40.623	1.893	0.433	166.6
9	19	Oregon Team	ITA	Marzio Moretti	ITA	Artëm Petrov	ISR	Lamborghini Huracan GT3 EVO2	PRO	9	11	10	1:40.679	1.949	0.056	166.5
10	9	GetSpeed	DEU	Anthony Bartone	USA	Fabian Schiller	DEU	Mercedes AMG GT3 EVO	PRO	10	13	8	1:40.917	2.187	0.238	166.1
11	63	Oregon Team	ITA	Alberto Di Folco	ITA	Leonardo Pulcini	ITA	Lamborghini Huracan GT3 EVO2	PRO	11	3	2	1:51.464	12.734	10.547	150.4

PROAM																
Cls	N°	Entrant/Team	Nat	Driver 1	Nat	Driver 2	Nat	Vehicle	Cat	Cls	Laps	Best	Time	Gap	Interval	Km/h
1	12	Car Collection Motorsport	DEU	Hash	USA	Alex Fontana	CHE	Porsche 911 GT3 R (992)	PROAM	1	14	5	1:39.782			168.0
2	16	AF Corse	ITA	Marcelo Hahn	BRA	Allam Khodair	BRA	Ferrari 296 GT3	PROAM	2	13	12	1:39.831	0.049	0.049	167.9
3	54	CBRX by SPS	DEU	Dexter Müller	CHE	Yannick Mettler	CHE	Mercedes AMG GT3 EVO	PROAM	3	12	9	1:39.850	0.068	0.019	167.9
4	777	Olimp Racing	POL	Marcin Jedlinski	POL	Karol Basz	POL	Audi R8 LMS GT3 Evo II	PROAM	4	12	11	1:39.916	0.134	0.066	167.7
5	25	AF Corse	ITA	Alessandro Cozzi	MCO	Giorgio Sernagiotto	ITA	Ferrari 296 GT3	PROAM	5	11	8	1:40.154	0.372	0.238	167.3
6	66	Greystone GT	GBR	Stewart Proctor	GBR	Lewis Proctor	GBR	McLaren 720s GT3	PROAM	6	13	9	1:40.255	0.473	0.101	167.2
7	14	Good Speed Racing Team	POL	Piotr Wira	POL	Daan Arrow	NLD	Mercedes AMG GT3 EVO	PROAM	7	13	7	1:40.360	0.578	0.105	167.0
8	88	Spirit of Race	CHE	Gino Forgione	CHE	Michele Rugolo	ITA	Ferrari 296 GT3	PROAM	8	9	6	1:40.364	0.582	0.004	167.0
9	99	Tresor Attempto Racing	DEU	Florian Scholze	DEU	Alex Arkin Aka	DEU	Audi R8 LMS GT3 Evo II	PROAM	9	13	7	1:40.584	0.802	0.220	166.6
10	75	ISR Racing	CZE	Filip Salaquarda	CZE	Libor Milota	CZE	Audi R8 LMS GT3 Evo II	PROAM	10	9	8	1:40.696	0.914	0.112	166.4
11	23	Pellin Racing	ITA	Thor Haugen	USA	Paolo Ruberti	ITA	Ferrari 488 GT3 2020	PROAM	11	10	9	1:40.726	0.944	0.030	166.4
12	95	Team Motopark	DEU	Morten Strömsted	DNK	Thomas Ikin	GBR	Mercedes AMG GT3 EVO	PROAM	12	12	11	1:40.856	1.074	0.130	166.2
13	7	Car Collection Motorsport	DEU	Bashar Mardini	CAN	Tijmen van der Helm	NLD	Porsche 911 GT3 R (992)	PROAM	13	12	10	1:40.884	1.102	0.028	166.1
14	42	Leipert Motorsport	DEU	Mark Wallenwein	DEU	Maciej Blazek	POL	Lamborghini Huracan GT3 EVO2	PROAM	14	12	9	1:40.979	1.197	0.095	166.0
15	6	GetSpeed	DEU	Valentin Pierburg	DEU	Aaron Walker	GBR	Mercedes AMG GT3 EVO	PROAM	15	14	11	1:41.163	1.381	0.184	165.7
16	27	Spirit of Race	CHE	Marco Pulcini	MCO	Eddie Cheever	ITA	Ferrari 296 GT3	PROAM	16	9	8	1:41.518	1.736	0.355	165.1
17	24	Greystone GT	GBR	Andrey Borodin	ITA	Oliver Webb	GBR	McLaren 720s GT3 Evo	PROAM	17	15	10	1:43.078	3.296	1.560	162.6
18	55	AF Corse	ITA	Laurent De Meeus	BEL	Jamie Stanley	GBR	Ferrari 296 GT3	PROAM	18	16	15	1:43.334	3.552	0.256	162.2
19	69	Scuderia Villorba Corse	ITA	Michael Blanchemain	FRA	Jim Pla	FRA	Mercedes AMG GT3 EVO	PROAM	19	10	4	1:44.248	4.466	0.914	160.8
20	108	Vimana by GetSpeed	DEU	Ameerh Naran	ZWE	Tom Jackson	GBR	Mercedes AMG GT3 EVO	PROAM	20	10	7	1:45.084	5.302	0.836	159.5

Published at:.....

Track Temp: 16.0 °C Air Temp: 16.0 °C Humidity: 74 % Track Status: DRY

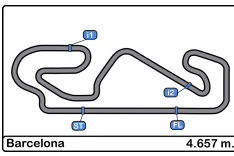
Race Director:

Alessandro Ferrari

Timekeeper:

Luis Garcia





**Circuito de Barcelona**  
**International GT Open**  
**Qualifying - 2 Driver - 2**  
**Provisional Results by Category**



AM																
Cls	N°	Entrant/Team	Nat	Driver 1	Nat	Driver 2	Nat	Vehicle	Cat	Cls	Laps	Best	Time	Gap	Interval	Km/h
1	65	Team Motopark		<u>Heiko Neumann</u>		Timo Rumpfkeil		Mercedes AMG GT3 EVO	AM	1	13	11	1:41.332			165.4
2	8	Il Barone Rampante		Giuseppe Cipriani				Lamborghini Huracan GT3 EVO	AM	2	13	10	1:41.484	0.152	0.152	165.2
3	786	GetSpeed		<u>Kiki Sak Nana</u>		Adam Osieka		Mercedes AMG GT3 EVO	AM	3	14	8	1:42.043	0.711	0.559	164.2
4	5	Olimp Racing		<u>Stanislaw Jedlinski</u>		Krystian Korzeniowski		Ferrari 296 GT3	AM	4	10	8	1:50.442	9.110	8.399	151.8

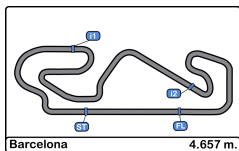
Published at:.....

Track Temp: 16.0 °C Air Temp: 16.0 °C Humidity: 74 % Track Status: DRY

Race Director: Alessandro Ferrari

Timekeeper: Luis Garcia





**Circuit de Barcelona**  
**International GT Open**  
**Qualifying - 2 Driver - 2**  
**Lap Analysis**

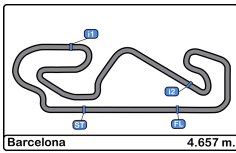


1 Simon Reicher Audi R8 LMS GT3 Evo II							7 Bashar Mardini Porsche 911 GT3 R (992)								
PRO Christopher Haase							PROAM Tijmen van der Helm								
Lap	D	Time	Sector 1	Sector 2	Sector 3	T. Spd	Lap	D	Time	Sector 1	Sector 2	Sector 3	T. Spd	Elapsed	
1	2	9:33:35.521	9:32:24.079	41.044	30.398	183.0	9:33:35.521	1	1	9:33:09.263	9:31:56.072	42.089	31.102	176.7	9:33:09.263
2	2	1:41.573	30.257	40.985	30.331	260.2	9:35:17.094	2	1	1:42.200	30.421	41.065	30.714	258.3	9:34:51.463
3	2	1:49.813 P	33.168	41.288	35.357	260.8	9:37:06.907	3	1	1:47.299	30.493	41.096	35.710	260.2	9:36:38.762
4	2	6:02.366	4:50.207	41.737	30.422	184.6	9:43:09.273	4	1	1:43.197	30.483	41.205	31.509	259.6	9:38:21.959
5	2	2:43.087 P	29.733	1:16.677	56.677	259.6	9:45:52.360	5	1	1:55.802	32.594	46.687	36.521	260.8	9:40:17.761
6	2	4:52.492	3:41.940	40.658	29.894	178.5	9:50:44.852	6	1	1:43.710	30.826	41.538	31.346	259.6	9:42:01.471
7	2	<del>4:39.898</del>	29.737	39.995	30.166	258.9	9:52:24.750	7	1	1:42.276	30.486	41.189	30.601	259.6	9:43:43.747
8	2	1:39.709	29.797	40.056	29.856	260.2	9:54:04.459	8	1	3:24.658 P	1:07.102	1:19.131	58.425	80.1	9:47:08.405
9	2	<del>1:53.520</del> P	29.997	44.462	39.061	260.8	9:55:57.979	9	1	5:02.133	3:48.790	41.247	32.096	183.6	9:52:10.538
10	2	7:03.500	5:38.457	48.826	36.217	183.3	10:03:01.479	10	1	<b>1:40.884</b>	<b>29.956</b>	<b>40.679</b>	<b>30.249</b>	258.9	9:53:51.422
11	2	<b>1:39.114</b>	<b>29.617</b>	<b>39.851</b>	<b>29.646</b>	258.9	10:04:40.593	11	1	1:44.804	30.311	41.768	32.725	258.9	9:55:36.226
12	2	1:51.596 P	29.650	41.014	40.932	260.8	10:06:32.189	12	1	1:54.790 P	31.258	42.292	41.240	259.6	9:57:31.016

5 Stanislaw Jedlinski Ferrari 296 GT3							8 Giuseppe Cipriani Lamborghini Huracan GT3 EVO								
AM Krystian Korzeniowski							AM Il Barone Rampante								
Lap	D	Time	Sector 1	Sector 2	Sector 3	T. Spd	Lap	D	Time	Sector 1	Sector 2	Sector 3	T. Spd	Elapsed	
1	1	9:34:25.628	9:33:06.019	44.515	35.094	167.4	9:34:25.628	1	1	9:32:18.558	9:30:48.209	47.783	42.566	122.7	9:32:18.558
2	1	1:52.316	32.433	45.314	34.569	255.3	9:36:17.944	2	1	1:42.562	30.517	41.197	30.848	259.6	9:34:01.120
3	1	1:53.837	33.213	45.320	35.304	250.5	9:38:11.781	3	1	1:41.547	30.332	<b>40.717</b>	<b>30.498</b>	260.2	9:35:42.667
4	1	1:55.355	32.983	45.926	36.446	251.7	9:40:07.136	4	1	1:53.140 P	30.127	41.332	41.681	262.1	9:37:35.807
5	1	2:14.769 P	33.870	47.515	53.384	255.3	9:42:21.905	5	1	3:24.504	2:11.985	41.427	31.092	181.2	9:41:00.311
6	1	9:26.035	8:09.474	<b>43.666</b>	<b>32.895</b>	171.4	9:51:47.940	6	1	1:53.898 P	30.405	41.149	42.344	259.6	9:42:54.209
7	1	1:50.799	<b>31.900</b>	44.165	34.734	254.1	9:53:38.739	7	1	8:59.742	7:47.444	41.150	31.148	183.3	9:51:53.951
8	1	<b>1:50.442</b>	32.402	44.149	33.891	252.9	9:55:29.181	8	1	1:42.849	<b>30.111</b>	41.070	31.668	260.2	9:53:36.800
9	1	1:52.884	33.041	44.865	34.978	250.0	9:57:22.065	9	1	1:41.841	30.168	41.151	30.522	260.8	9:55:18.641
10	1	2:10.886 P	32.347	45.137	53.402	256.5	9:59:32.951	10	1	<b>1:41.484</b>	30.211	40.740	30.533	260.8	9:57:00.125
11	1	1:58.309 P	30.405	42.514	45.390	260.2	9:58:58.434	11	1	3:21.908	2:02.191	47.946	31.771	172.2	10:02:20.342
12	1	1:51.589 P	30.321	41.255	40.013	260.2	10:04:11.931	12	1	1:51.589 P	30.321	41.255	40.013	260.2	10:04:11.931

6 Valentin Pierburg Mercedes AMG GT3 EVO							9 Anthony Bartone Mercedes AMG GT3 EVO								
PROAM Aaron Walker							PRO Fabian Schiller								
Lap	D	Time	Sector 1	Sector 2	Sector 3	T. Spd	Lap	D	Time	Sector 1	Sector 2	Sector 3	T. Spd	Elapsed	
1	1	9:32:12.270	9:30:48.178	47.177	36.915	127.6	9:32:12.270	1	1	9:34:50.163	9:33:36.249	42.155	31.759	182.7	9:34:50.163
2	1	1:45.370	31.526	42.398	31.446	255.3	9:33:57.640	2	1	1:45.705	30.452	41.365	33.888	257.7	9:36:35.868
3	1	1:55.187 P	31.979	44.578	38.630	257.1	9:35:52.827	3	1	1:42.833	30.873	41.221	30.739	256.5	9:38:18.701
4	1	4:35.985	3:20.203	42.143	33.639	140.2	9:40:28.812	4	1	1:45.520	30.406	41.648	33.466	256.5	9:40:04.221
5	1	1:41.919	30.256	41.090	30.573	257.7	9:42:10.731	5	1	1:42.265	30.380	41.064	30.821	257.7	9:41:46.486
6	1	1:51.904 P	30.215	41.362	40.327	258.3	9:44:02.635	6	1	1:50.893 P	30.536	42.120	38.237	258.3	9:43:37.379
7	1	6:46.438	5:34.264	41.530	30.644	180.3	9:50:49.073	7	1	8:28.072	7:13.468	41.270	33.334	135.8	9:52:05.451
8	1	1:41.677	30.333	40.889	30.455	256.5	9:52:30.750	8	1	<b>1:40.917</b>	30.238	<b>40.530</b>	<b>30.149</b>	257.7	9:53:46.368
9	1	1:48.814 P	30.437	41.047	37.330	259.6	9:54:19.564	9	1	1:48.068	<b>30.152</b>	44.829	33.087	258.9	9:55:34.436
10	1	4:56.792	3:40.242	43.702	32.848	147.7	9:59:16.356	10	1	1:44.505	30.265	42.525	31.715	256.5	9:57:18.941
11	1	<b>1:41.163</b>	30.218	<b>40.782</b>	<b>30.163</b>	257.7	10:00:57.519	11	1	1:42.531	30.191	40.799	31.541	257.7	9:59:01.472
12	1	1:43.923	<b>30.113</b>	40.978	32.832	260.2	10:02:41.442	12	1	1:46.512	30.501	42.207	33.804	257.7	10:00:47.984
13	1	1:42.316	30.263	41.073	30.980	257.1	10:04:23.758	13	1	1:52.821 P	30.277	42.921	39.623	257.1	10:02:40.805
14	1	1:51.713 P	30.270	42.122	39.321	257.7	10:06:15.471								





**Circuit de Barcelona**  
**International GT Open**  
**Qualifying - 2 Driver - 2**  
**Lap Analysis**



<b>10</b>	Alessio Deledda Lamborghini Huracan GT3 EVO2	<b>15</b>	Gustav Bergström Porsche 911 GT3 R (992)
PRO	Jordan Pepper	PRO	Nico Menzel
	Oregon Team		Car Collection Motorsport

Lap	D	Time	Sector 1	Sector 2	Sector 3	T. Spd	Elapsed	Lap	D	Time	Sector 1	Sector 2	Sector 3	T. Spd	Elapsed
1	2	9:39:46.936 P	9:37:23.518	53.783	1:29.635	180.9	9:39:46.936	1	1	9:33:27.744	9:32:10.137	43.868	33.739	181.2	9:33:27.744
2	2	14:35.063	13:18.668	42.957	33.438	156.2	9:54:21.999	2	1	1:41.393	30.234	41.095	30.064	257.1	9:35:09.137
3	2	1:39.724	29.885	40.167	29.672	258.3	9:56:01.723	3	1	1:40.886	29.985	40.749	30.152	258.3	9:36:50.023
4	2	1:39.483	29.663	40.128	29.692	259.6	9:57:41.206	4	1	1:41.208	29.957	40.533	30.798	258.3	9:38:31.311
5	2	1:39.578	29.744	40.035	29.799	260.2	9:59:20.784	5	1	1:52.815 P	30.756	41.396	40.663	260.2	9:40:24.126
6	2	2:02.119 P	35.861	47.013	39.245	259.6	10:01:22.903	6	1	14:19.422	13:02.438	46.379	30.605	182.1	9:54:43.548
7	2	3:04.794	1:45.694	42.966	36.134	182.7	10:04:27.697	7	1	1:49.548	30.436	43.082	36.030	256.5	9:56:33.096
8	2	1:58.895 P	31.509	47.986	39.400	261.5	10:06:26.592	8	1	1:40.623	30.118	40.490	30.015	257.1	9:58:13.719
								9	1	1:40.639	30.008	40.436	30.195	258.9	9:59:54.358
								10	1	1:40.728	29.954	40.478	30.296	258.3	10:01:35.086
								11	1	1:48.943 P	30.151	40.980	37.812	257.7	10:03:24.029

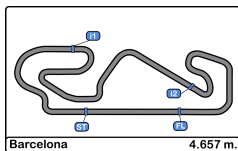
<b>12</b>	Hash Porsche 911 GT3 R (992)	<b>16</b>	Marcelo Hahn Ferrari 296 GT3
PROAM	Alex Fontana	PROAM	Allam Khodair
	Car Collection Motorsport		AF Corse

Lap	D	Time	Sector 1	Sector 2	Sector 3	T. Spd	Elapsed	Lap	D	Time	Sector 1	Sector 2	Sector 3	T. Spd	Elapsed
1	2	9:31:58.186	9:30:46.172	41.373	30.641	124.4	9:31:58.186	1	2	9:32:32.390	9:31:18.537	42.669	31.184	159.5	9:32:32.390
2	2	1:41.437	30.432	40.646	30.359	254.7	9:33:39.623	2	2	1:54.960 P	30.336	41.756	42.868	258.9	9:34:27.350
3	2	1:48.025 P	30.450	40.723	36.852	258.9	9:35:27.648	3	2	3:56.400	2:40.657	41.610	34.133	180.0	9:38:23.750
4	2	5:22.060	4:10.421	41.116	30.523	177.9	9:40:49.708	4	2	1:44.320	30.011	42.007	32.302	258.9	9:40:08.070
5	2	1:39.782	29.929	40.049	29.804	258.9	9:42:29.490	5	2	1:47.958	33.936	43.493	30.529	260.2	9:41:56.028
6	2	2:00.090 P	29.892	44.302	45.896	261.5	9:44:29.580	6	2	1:40.810	30.092	40.761	29.957	260.8	9:43:36.838
7	2	7:28.297	6:15.340	40.563	32.394	182.7	9:51:57.877	7	2	3:04.260 P	44.291	1:21.927	58.042	260.2	9:46:41.098
8	2	1:49.533 P	29.870	40.183	39.480	257.7	9:53:47.410	8	2	12:31.956	11:15.179	42.681	34.096	174.4	9:59:13.054
9	2	4:25.063	3:08.226	41.988	34.849	180.3	9:58:12.473	9	2	1:39.998	29.786	40.377	29.835	258.9	10:00:53.052
10	2	1:39.544	29.900	39.956	29.688	258.9	9:59:52.017	10	2	1:44.632	31.395	42.457	30.780	258.9	10:02:37.684
11	2	1:39.789	29.752	40.145	29.892	259.6	10:01:31.806	11	2	1:43.611	30.668	42.366	30.577	257.1	10:04:21.295
12	2	1:42.582	29.922	40.164	32.496	259.6	10:03:14.388	12	2	1:39.831	29.821	40.246	29.764	257.7	10:06:01.126
13	2	1:41.889	29.969	40.205	31.715	259.6	10:04:56.277	13	2	2:04.842 P	30.008	46.201	48.633	258.9	10:08:05.968
14	2	2:00.152 P	30.030	47.530	42.592	258.9	10:06:56.429								

<b>14</b>	Piotr Wira Mercedes AMG GT3 EVO	<b>17</b>	Diego Menchaca Mercedes AMG GT3 EVO
PROAM	Daan Arrow	PRO	Marcos Siebert
	Good Speed Racing Team		Team Motopark

Lap	D	Time	Sector 1	Sector 2	Sector 3	T. Spd	Elapsed	Lap	D	Time	Sector 1	Sector 2	Sector 3	T. Spd	Elapsed
1	2	9:32:58.346	9:31:45.820	41.711	30.815	175.6	9:32:58.346	1	2	9:34:27.465	9:33:09.557	43.295	34.613	173.3	9:34:27.465
2	2	1:47.896	30.371	40.905	36.620	257.7	9:34:46.242	2	2	1:49.716 P	30.942	42.006	36.768	258.9	9:36:17.181
3	2	1:41.080	29.988	40.699	30.393	258.3	9:36:27.322	3	2	6:11.008	4:59.778	41.045	30.185	133.9	9:42:28.189
4	2	1:53.421	30.035	41.000	42.386	258.9	9:38:20.743	4	2	1:53.068 P	29.731	40.215	43.122	260.2	9:44:21.257
5	2	2:02.653 P	30.747	46.320	45.586	258.9	9:40:23.396	5	2	6:42.409	5:22.333	46.524	33.552	183.6	9:51:03.666
6	2	11:52.134	10:31.415	47.094	33.625	116.0	9:52:15.530	6	2	1:39.972	29.832	40.305	29.835	259.6	9:52:43.638
7	2	1:40.360	29.833	40.626	29.901	258.3	9:53:55.890	7	2	1:49.422 P	29.969	42.718	36.735	262.1	9:54:33.060
8	2	1:40.837	29.968	40.802	30.067	258.3	9:55:36.727	8	2	3:12.225	2:00.523	41.334	30.368	184.6	9:57:45.285
9	2	1:43.877	30.199	41.659	32.019	260.2	9:57:20.604	9	2	1:39.540	29.629	40.167	29.744	260.8	9:59:24.825
10	2	1:41.282	30.029	40.964	30.289	259.6	9:59:01.886	10	2	1:39.828	29.935	40.133	29.760	260.8	10:01:04.653
11	2	1:54.360	32.938	42.600	38.822	260.8	10:00:56.246	11	2	2:02.142 P	31.561	48.361	42.220	260.8	10:03:06.795
12	2	1:50.049	30.246	43.099	36.704	259.6	10:02:46.295								
13	2	1:47.457 P	30.226	41.636	35.595	258.3	10:04:33.752								





**Circuit de Barcelona**  
**International GT Open**  
**Qualifying - 2 Driver - 2**  
**Lap Analysis**



**19** Marzio Moretti **Lamborghini Huracan GT3 EVO2** **24** Andrey Borodin **McLaren 720s GT3 Evo**

PRO Artëm Petrov Oregon Team PROAM Oliver Webb Greystone GT

Lap	D	Time	Sector 1	Sector 2	Sector 3	T. Spd	Elapsed	Lap	D	Time	Sector 1	Sector 2	Sector 3	T. Spd	Elapsed
1	2	9:42:21.774	9:41:02.911	44.533	34.330	180.6	9:42:21.774	1	1	9:34:58.959	9:33:44.096	42.836	32.027	179.4	9:34:58.959
2	2	1:54.112 P	30.161	40.546	43.405	257.1	9:44:15.886	2	1	1:46.084	31.068	42.002	33.014	255.3	9:36:45.043
3	2	8:32.461	7:19.165	40.983	32.313	182.4	9:52:48.347	3	1	1:47.123	31.055	41.891	34.177	258.3	9:38:32.166
4	2	<del>1:40.636</del>	30.153	<b>40.373</b>	30.110	257.7	9:54:28.983	4	1	1:46.445	31.115	41.788	33.542	257.1	9:40:18.611
5	2	1:50.271	30.027	45.037	35.207	260.2	9:56:19.254	5	1	1:44.104	30.944	41.803	31.357	257.7	9:42:02.715
6	2	1:41.108	30.272	40.590	30.246	256.5	9:58:00.362	6	1	1:48.583	30.863	42.211	35.509	260.2	9:43:51.298
7	2	1:49.320 P	31.216	41.366	36.738	258.3	9:59:49.682	7	1	3:36.070 P	1:12.399	1:20.695	1:02.976	80.1	9:47:27.368
8	2	3:05.136	1:47.679	42.936	34.521	183.6	10:02:54.818	8	1	5:11.976	3:58.374	42.643	30.959	162.8	9:52:39.344
9	2	1:40.887	<b>30.000</b>	40.815	30.072	256.5	10:04:35.705	9	1	1:43.490	30.623	41.827	31.040	258.3	9:54:22.834
10	2	<b>1:40.679</b>	30.035	40.637	<b>30.007</b>	258.3	10:06:16.384	10	1	<b>1:43.078</b>	30.649	<b>41.530</b>	<b>30.899</b>	258.9	9:56:05.912
11	2	1:55.291 P	32.874	43.430	38.987	257.1	10:08:11.675	11	1	1:43.360	30.572	41.672	31.116	258.3	9:57:49.272

**20** Dominik Baumann **Mercedes AMG GT3 EVO** **25** Alessandro Cozzi **Ferrari 296 GT3**

PRO Mikaeel Pitamber SPS Automotive Performance PROAM Giorgio Sernaggiotto AF Corse

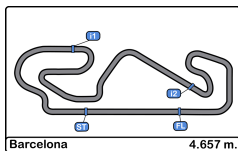
Lap	D	Time	Sector 1	Sector 2	Sector 3	T. Spd	Elapsed	Lap	D	Time	Sector 1	Sector 2	Sector 3	T. Spd	Elapsed
1	2	9:32:23.795	9:30:53.488	46.050	44.257	132.6	9:32:23.795	12	1	1:43.178	<b>30.505</b>	41.656	31.017	259.6	9:59:32.450
2	2	1:45.427	31.402	42.574	31.451	257.1	9:34:09.222	13	1	1:45.329	30.647	42.752	31.930	258.9	10:01:17.779
3	2	1:49.024 P	31.120	41.668	36.236	257.1	9:35:58.246	14	1	1:44.477	30.836	41.784	31.857	257.7	10:03:02.256
4	2	4:27.570	3:06.154	43.964	37.452	184.3	9:40:25.816	15	1	1:59.448 P	30.837	43.494	45.117	258.3	10:05:01.704

**23** Thor Haugen **Ferrari 488 GT3 2020** **27** Marco Pulcini **Ferrari 296 GT3**

PROAM Paolo Ruberti Pellin Racing PROAM Eddie Cheever Spirit of Race

Lap	D	Time	Sector 1	Sector 2	Sector 3	T. Spd	Elapsed	Lap	D	Time	Sector 1	Sector 2	Sector 3	T. Spd	Elapsed
1	2	9:32:28.003	9:31:12.926	43.599	31.478	177.6	9:32:28.003	1	1	9:32:10.045	9:30:49.183	45.454	35.408	159.0	9:32:10.045
2	2	1:44.556	30.848	42.248	31.460	260.2	9:34:12.559	2	1	1:52.874 P	31.579	42.430	38.865	252.3	9:34:02.919
3	2	1:43.632	30.620	41.866	31.146	261.5	9:35:56.191	3	1	4:35.774	2:59.980	44.436	51.358	179.1	9:38:38.693
4	2	1:57.833 P	32.343	44.835	40.655	249.4	9:37:54.024	4	1	1:44.194	30.731	41.157	32.306	257.7	9:40:22.887
5	2	4:58.139	3:43.067	43.081	31.991	183.3	9:42:52.163	5	1	1:42.741	30.500	41.241	31.000	256.5	9:42:05.628
6	2	2:37.413 P	30.026	1:05.068	1:02.319	260.2	9:45:29.576	6	1	6:11.806 P	30.509	4:59.071	42.226	257.1	9:48:17.434
7	2	8:04.877	6:52.531	41.602	30.744	179.7	9:53:34.453	7	1	10:36.904	9:23.527	41.181	32.196	180.3	9:58:54.338
8	2	1:41.008	30.046	40.794	<b>30.168</b>	260.2	9:55:15.461	8	1	<b>1:41.518</b>	30.454	<b>40.822</b>	<b>30.242</b>	254.7	10:00:35.856
9	2	<b>1:40.726</b>	<b>29.850</b>	<b>40.680</b>	30.196	258.9	9:56:56.187	9	1	1:49.253 P	<b>30.194</b>	41.152	37.907	258.9	10:02:25.109
10	2	1:54.966 P	30.632	44.110	40.224	260.2	9:58:51.153								





**Circuit de Barcelona**  
**International GT Open**  
**Qualifying - 2 Driver - 2**  
**Lap Analysis**



**33** Dean Macdonald McLaren 720s GT3 Evo **54** Dexter Müller Mercedes AMG GT3 EVO  
 PRO James Kell Greystone GT PROAM Yannick Mettler CBRX by SPS

Lap	D	Time	Sector 1	Sector 2	Sector 3	T. Spd	Elapsed	Lap	D	Time	Sector 1	Sector 2	Sector 3	T. Spd	Elapsed
1	2	9:32:46.126	9:31:31.951	42.333	31.842	178.5	9:32:46.126	1	2	9:32:15.637	9:30:53.327	43.152	39.158	121.2	9:32:15.637
2	2	1:44.579	31.178	41.995	31.406	257.1	9:34:30.705	2	2	1:42.732	30.706	41.244	30.782	256.5	9:33:58.369
3	2	<del>1:54.958</del> P	30.989	42.298	40.771	258.9	9:36:24.763	3	2	1:49.568 P	30.734	41.352	37.482	258.9	9:35:47.937
4	2	3:32.394	2:19.848	41.330	31.216	177.6	9:39:57.157	4	2	4:27.656	3:04.266	47.604	35.786	172.5	9:40:15.593
5	2	1:40.328	29.988	40.477	<b>29.863</b>	260.2	9:41:37.485	5	2	1:40.816	29.975	40.625	30.216	256.5	9:41:56.409
6	2	<b>1:40.190</b>	29.877	40.411	29.902	259.6	9:43:17.675	6	2	1:45.518	30.100	43.826	31.592	259.6	9:43:41.927
7	2	2:52.586 P	36.996	1:18.489	57.101	260.8	9:46:10.261	7	2	3:24.716 P	1:07.850	1:19.280	57.586	79.2	9:47:06.643
8	2	11:58.907	10:44.334	42.708	31.865	180.6	9:58:09.168	8	2	<del>11:44.744</del>	10:33.342	41.447	29.955	179.4	9:58:51.387
9	2	1:41.387	30.052	41.061	30.274	259.6	9:59:50.555	9	2	<b>1:39.850</b>	<b>29.680</b>	<b>40.268</b>	<b>29.902</b>	257.1	10:00:31.237
10	2	1:40.363	<b>29.778</b>	40.369	30.216	258.9	10:01:30.918	10	2	1:43.710	29.903	43.241	30.566	258.9	10:02:14.947
11	2	1:40.286	29.961	<b>40.229</b>	30.096	259.6	10:03:11.204	11	2	1:40.436	29.990	40.402	30.044	258.3	10:03:55.383
12	2	1:43.081	29.855	40.631	32.595	260.2	10:04:54.285	12	2	1:52.520 P	30.033	40.664	41.823	257.7	10:05:47.903
13	2	1:54.422 P	29.940	42.583	41.899	259.6	10:06:48.707								

**42** Mark Wallenwein Lamborghini Huracan GT3 EVO2 **55** Laurent De Meeus Ferrari 296 GT3  
 PROAM Maciej Blazek Leiptert Motorsport PROAM Jamie Stanley AF Corse

Lap	D	Time	Sector 1	Sector 2	Sector 3	T. Spd	Elapsed	Lap	D	Time	Sector 1	Sector 2	Sector 3	T. Spd	Elapsed
1	1	<del>9:35:26.785</del>	9:34:11.377	41.848	32.560	177.9	9:35:25.785	1	1	9:34:38.642	9:33:16.064	46.009	36.569	134.3	9:34:38.642
2	1	1:41.982	30.566	40.983	30.433	254.7	9:37:07.767	2	1	1:45.526	31.429	42.268	31.829	254.7	9:36:24.168
3	1	1:41.482	30.210	40.922	30.350	258.9	9:38:49.249	3	1	1:46.033	31.139	42.276	32.618	255.3	9:38:10.201
4	1	1:41.443	30.188	40.814	30.441	257.7	9:40:30.692	4	1	1:45.137	31.447	42.220	31.470	254.7	9:39:55.338
5	1	1:43.915	30.600	42.440	30.875	255.9	9:42:14.607	5	1	1:49.133	31.473	44.114	33.546	255.9	9:41:44.471
6	1	1:59.024 P	30.343	42.981	45.700	256.5	9:44:13.631	6	1	1:45.689	31.515	42.413	31.761	257.1	9:43:30.160
7	1	12:22.301	11:03.888	42.634	35.779	182.4	9:56:35.932	7	1	3:03.739 P	47.716	1:18.918	57.105	256.5	9:46:33.899
8	1	1:44.211	30.657	41.342	32.212	254.7	9:58:20.143	8	1	7:11.394	5:49.222	49.711	32.461	135.3	9:53:45.293
9	1	<b>1:40.979</b>	30.238	<b>40.523</b>	<b>30.218</b>	255.9	10:00:01.122	9	1	1:43.951	<b>30.754</b>	<b>41.175</b>	32.022	256.5	9:55:29.244
10	1	1:41.067	<b>29.990</b>	40.711	30.366	255.9	10:01:42.189	10	1	1:45.404	31.443	42.581	31.380	253.5	9:57:14.648
11	1	1:44.111	30.190	41.070	32.851	257.1	10:03:26.300	11	1	1:43.887	30.903	41.916	31.068	255.3	9:58:58.535
12	1	1:57.028 P	30.449	43.086	43.493	258.3	10:05:23.328	12	1	1:43.621	30.933	41.636	31.052	257.1	10:00:42.156
								13	1	1:44.072	30.878	42.105	31.089	257.7	10:02:26.228
								14	1	1:43.694	31.157	41.483	31.054	257.1	10:04:09.922
								15	1	<b>1:43.334</b>	30.926	41.504	<b>30.904</b>	255.3	10:05:53.256
								16	1	1:55.787 P	33.278	44.139	38.370	231.2	10:07:49.043

**51** Nicola Marinangeli Ferrari 296 GT3  
 PRO Vincent Abril Spirit of Race

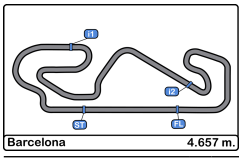
Lap	D	Time	Sector 1	Sector 2	Sector 3	T. Spd	Elapsed	Lap	D	Time	Sector 1	Sector 2	Sector 3	T. Spd	Elapsed
1	2	9:32:17.053 P	9:30:47.267	46.685	43.101	99.3	9:32:17.053								
2	2	4:37.472	3:24.986	42.326	30.160	170.3	9:36:54.525								
3	2	1:41.164	29.766	40.434	30.964	257.7	9:38:35.689								
4	2	1:46.666	29.803	40.492	36.371	258.3	9:40:22.355								
5	2	1:40.683	29.963	40.367	30.353	258.9	9:42:03.038								
6	2	1:52.419 P	30.962	42.197	39.260	260.2	9:43:55.457								
7	2	8:27.342	7:11.638	41.879	33.825	175.0	9:52:22.799								
8	2	<b>1:38.730</b>	29.499	<b>39.772</b>	<b>29.459</b>	258.3	9:54:01.529								
9	2	1:51.376 P	<b>29.490</b>	42.537	39.349	258.3	9:55:52.905								

**63** Alberto Di Folco Lamborghini Huracan GT3 EVO2  
 PRO Leonardo Pulcini Oregon Team

Lap	D	Time	Sector 1	Sector 2	Sector 3	T. Spd	Elapsed
1	1	9:36:19.705	9:35:00.624	42.878	<b>36.203</b>	173.3	9:36:19.705
2	1	<b>1:51.464</b> P	<b>31.120</b>	<b>42.081</b>	38.263	247.1	9:38:11.169
3	1	15:17.981 P	13:49.719	47.053	41.209	170.6	9:53:29.150







Circuit de Barcelona International GT Open Qualifying - 2 Driver - 2 Lap Analysis



65

Heiko Neumann

Mercedes AMG GT3 EVO

Filip Salaquarda

Audi R8 LMS GT3 Evo II

Table with columns: Lap, Time, Sector 1, Sector 2, Sector 3, T. Spd, Elapsed for driver Heiko Neumann. Includes lap data for laps 1-13.

75

Table with columns: Lap, Time, Sector 1, Sector 2, Sector 3, T. Spd, Elapsed for driver Filip Salaquarda. Includes lap data for laps 1-13.

66

Stewart Proctor

McLaren 720S GT3

Gino Forgione

Ferrari 296 GT3

Table with columns: Lap, Time, Sector 1, Sector 2, Sector 3, T. Spd, Elapsed for driver Stewart Proctor. Includes lap data for laps 1-13.

88

Table with columns: Lap, Time, Sector 1, Sector 2, Sector 3, T. Spd, Elapsed for driver Gino Forgione. Includes lap data for laps 1-9.

69

Michael Blanchemain

Mercedes AMG GT3 EVO

Morten Strömsted

Mercedes AMG GT3 EVO

Table with columns: Lap, Time, Sector 1, Sector 2, Sector 3, T. Spd, Elapsed for driver Michael Blanchemain. Includes lap data for laps 1-10.

95

Table with columns: Lap, Time, Sector 1, Sector 2, Sector 3, T. Spd, Elapsed for driver Morten Strömsted. Includes lap data for laps 1-12.

96

Jim Pla

Scuderia Villorba Corse

Lukas Dunner

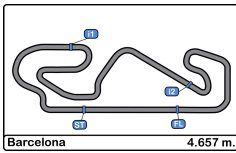
Mercedes AMG GT3 EVO

Table with columns: Lap, Time, Sector 1, Sector 2, Sector 3, T. Spd, Elapsed for driver Jim Pla. Includes lap data for laps 1-10.

96

Table with columns: Lap, Time, Sector 1, Sector 2, Sector 3, T. Spd, Elapsed for driver Lukas Dunner. Includes lap data for laps 1-10.





**Circuit de Barcelona**  
**International GT Open**  
**Qualifying - 2 Driver - 2**  
**Lap Analysis**



**99** Florian Scholze Audi R8 LMS GT3 Evo II **786** Kiki Sak Nana Mercedes AMG GT3 EVO  
 PROAM Alex Arkin Aka Tresor Attempto Racing AM Adam Osieka GetSpeed

Lap	D	Time	Sector 1	Sector 2	Sector 3	T. Spd	Elapsed	Lap	D	Time	Sector 1	Sector 2	Sector 3	T. Spd	Elapsed
1	2	9:33:38.015	9:32:26.451	40.965	30.599	179.7	9:33:38.015	1	1	9:32:10.587	9:30:47.713	47.198	35.676	124.7	9:32:10.587
2	2	1:40.887	30.089	40.749	30.049	260.2	9:35:18.902	2	1	<del>1:45.614</del>	31.223	42.533	31.858	254.1	9:33:56.201
3	2	1:40.856	30.123	40.775	29.958	260.8	9:36:59.758	3	1	1:43.539	30.679	41.887	30.973	255.9	9:35:39.740
4	2	1:40.870	29.999	40.633	30.238	260.8	9:38:40.628	4	1	1:43.316	30.753	41.943	30.620	255.9	9:37:23.056
5	2	1:50.321 P	30.383	41.034	38.904	260.8	9:40:30.949	5	1	<del>1:43.436</del>	30.597	41.941	30.898	256.5	9:39:06.492
6	2	13:09.760	11:55.757	42.644	31.359	155.8	9:53:40.709	6	1	<del>1:52.142</del> P	30.688	42.711	38.743	256.5	9:40:58.634
7	2	<b>1:40.584</b>	30.063	<b>40.537</b>	29.984	260.2	9:55:21.293	7	1	14:03.273	12:50.647	41.861	30.765	181.5	9:55:01.907
8	2	<del>1:40.564</del>	30.040	40.654	<b>29.870</b>	259.6	9:57:01.857	8	1	<b>1:42.043</b>	30.441	<b>41.123</b>	<b>30.479</b>	255.3	9:56:43.950
9	2	1:41.153	29.956	40.925	30.272	261.5	9:58:43.010	9	1	1:45.594	<b>30.437</b>	41.252	33.905	256.5	9:58:29.544
10	2	<del>1:40.668</del>	<b>29.946</b>	40.729	29.993	259.6	10:00:23.678	10	1	1:48.802	36.418	41.731	30.653	180.3	10:00:18.346
11	2	1:41.401	30.071	41.019	30.311	260.8	10:02:05.079	11	1	1:44.770	30.754	42.908	31.108	257.7	10:02:03.116
12	2	1:43.405	30.251	41.975	31.179	262.1	10:03:48.484	12	1	1:43.400	30.751	41.672	30.977	256.5	10:03:46.516
13	2	1:47.921 P	30.217	41.145	36.559	260.8	10:05:36.405	13	1	1:42.979	30.560	41.613	30.806	257.1	10:05:29.495
14	1	1:53.987 P						14	1	1:53.987 P	32.408	42.752	38.827	241.0	10:07:23.482

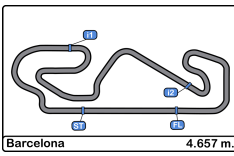
**108** Ameerh Naran Mercedes AMG GT3 EVO  
 PROAM Tom Jackson GetSpeed

Lap	D	Time	Sector 1	Sector 2	Sector 3	T. Spd	Elapsed
1	1	9:41:09.072	9:39:51.750	44.199	33.123	179.4	9:41:09.072
2	1	<del>1:47.083</del>	31.814	43.236	32.033	252.9	9:42:56.155
3	1	2:42.786 P	31.425	1:06.559	1:04.802	254.7	9:45:38.941
4	1	5:17.120	4:01.467	43.956	31.697	174.7	9:50:56.061
5	1	1:45.901	31.396	42.667	31.838	255.3	9:52:41.962
6	1	1:45.318	31.274	<b>42.122</b>	31.922	255.9	9:54:27.280
7	1	<b>1:45.084</b>	<b>30.990</b>	42.503	<b>31.591</b>	255.3	9:56:12.364
8	1	1:45.979	31.196	42.556	32.227	254.1	9:57:58.343
9	1	1:45.660	31.348	42.474	31.838	255.3	9:59:44.003
10	1	1:57.646 P	31.221	42.352	44.073	254.7	10:01:41.649

**777** Marcin Jedlinski Audi R8 LMS GT3 Evo II  
 PROAM Karol Basz Olimp Racing

Lap	D	Time	Sector 1	Sector 2	Sector 3	T. Spd	Elapsed
1	2	<del>9:34:35.556</del>	9:33:18.191	41.504	35.861	182.4	9:34:35.556
2	2	<del>1:42.436</del>	30.350	41.185	30.901	260.2	9:36:17.992
3	2	1:41.973	30.333	41.080	30.560	258.9	9:37:59.965
4	2	1:41.649	30.207	40.848	30.594	261.5	9:39:41.614
5	2	1:51.091 P	30.773	41.994	38.324	260.2	9:41:32.705
6	2	10:06.203	8:53.849	42.089	30.265	180.6	9:51:38.908
7	2	1:39.979	<b>29.707</b>	40.354	29.918	259.6	9:53:18.887
8	2	1:47.033 P	29.891	<b>40.282</b>	36.860	260.8	9:55:05.920
9	2	5:28.431	4:11.691	46.449	30.291	183.6	10:00:34.351
10	2	1:43.122	29.718	42.005	31.399	262.1	10:02:17.473
11	2	<b>1:39.916</b>	29.726	40.366	<b>29.824</b>	263.4	10:03:57.389
12	2	1:55.483 P	29.717	40.470	45.296	262.7	10:05:52.872



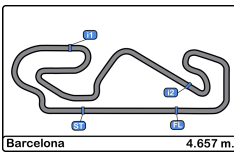


**Circuito de Barcelona**  
**International GT Open**  
**Qualifying - 2 Driver - 2**  
**Best Sectors Results**



Sector - 1		Sector - 2		Sector - 3		Ideal Lap vs Best Lap					
Clas	Nº Driver	Time	Nº Driver	Time	Nº Driver	Time	Clas	Nº Driver	Ideal Lap	Best Lap	Clas
1	51 Vincent Abril	29.490	51 Vincent Abril	39.772	51 Vincent Abril	29.459	1	51 Vincent Abril	1:38.721	1:38.730	1
2	1 Christopher Haase	29.617	1 Christopher Haase	39.851	1 Christopher Haase	29.646	2	1 Christopher Haase	1:39.114	1:39.114	2
3	17 Marcos Siebert	29.629	12 Alex Fontana	39.956	10 Jordan Pepper	29.672	3	10 Jordan Pepper	1:39.370	1:39.483	3
4	20 Mikael Pitamber	29.629	10 Jordan Pepper	40.035	12 Alex Fontana	29.688	4	12 Alex Fontana	1:39.396	1:39.782	6
5	10 Jordan Pepper	29.663	96 Julian Hanses	40.129	96 Julian Hanses	29.693	5	17 Marcos Siebert	1:39.506	1:39.540	4
6	54 Yannick Mettler	29.680	17 Marcos Siebert	40.133	17 Marcos Siebert	29.744	6	96 Julian Hanses	1:39.558	1:39.684	5
7	777 Karol Basz	29.707	33 James Kell	40.229	16 Allam Khodair	29.764	7	16 Allam Khodair	1:39.796	1:39.831	8
8	25 Giorgio Sernagiotto	29.718	16 Allam Khodair	40.246	20 Mikael Pitamber	29.785	8	20 Mikael Pitamber	1:39.808	1:39.814	7
9	96 Julian Hanses	29.736	54 Yannick Mettler	40.268	777 Karol Basz	29.824	9	777 Karol Basz	1:39.813	1:39.916	10
10	12 Alex Fontana	29.752	777 Karol Basz	40.282	33 James Kell	29.863	10	54 Yannick Mettler	1:39.850	1:39.850	9
11	33 James Kell	29.778	25 Giorgio Sernagiotto	40.358	99 Alex Arkin Aka	29.870	11	33 James Kell	1:39.870	1:40.190	12
12	66 Lewis Proctor	29.784	19 Artëm Petrov	40.373	14 Daan Arrow	29.901	12	25 Giorgio Sernagiotto	1:40.154	1:40.154	11
13	16 Allam Khodair	29.786	20 Mikael Pitamber	40.394	54 Yannick Mettler	29.902	13	66 Lewis Proctor	1:40.176	1:40.255	13
14	14 Daan Arrow	29.833	88 Michele Rugolo	40.407	66 Lewis Proctor	29.934	14	88 Michele Rugolo	1:40.257	1:40.364	15
15	23 Paolo Ruberti	29.850	75 Filip Salaquarda	40.418	88 Michele Rugolo	29.975	15	99 Alex Arkin Aka	1:40.353	1:40.584	16
16	88 Michele Rugolo	29.875	15 Gustav Bergström	40.436	19 Artëm Petrov	30.007	16	14 Daan Arrow	1:40.360	1:40.360	14
17	99 Alex Arkin Aka	29.946	66 Lewis Proctor	40.458	15 Gustav Bergström	30.015	17	19 Artëm Petrov	1:40.380	1:40.679	18
18	15 Gustav Bergström	29.954	95 Thomas Ikin	40.458	95 Thomas Ikin	30.063	18	15 Gustav Bergström	1:40.405	1:40.623	17
19	7 Bashar Mardini	29.956	42 Mark Wallenwein	40.523	25 Giorgio Sernagiotto	30.078	19	95 Thomas Ikin	1:40.498	1:40.856	21
20	95 Thomas Ikin	29.977	9 Anthony Bartone	40.530	9 Anthony Bartone	30.149	20	75 Filip Salaquarda	1:40.674	1:40.696	19
21	42 Mark Wallenwein	29.990	99 Alex Arkin Aka	40.537	6 Valentin Pierburg	30.163	21	23 Paolo Ruberti	1:40.698	1:40.726	20
22	75 Filip Salaquarda	29.993	14 Daan Arrow	40.626	23 Paolo Ruberti	30.168	22	42 Mark Wallenwein	1:40.731	1:40.979	24
23	19 Artëm Petrov	30.000	7 Bashar Mardini	40.679	42 Mark Wallenwein	30.218	23	9 Anthony Bartone	1:40.831	1:40.917	23
24	65 Heiko Neumann	30.026	23 Paolo Ruberti	40.680	27 Marco Pulcini	30.242	24	7 Bashar Mardini	1:40.884	1:40.884	22
25	8 Giuseppe Cipriani	30.111	8 Giuseppe Cipriani	40.717	7 Bashar Mardini	30.249	25	6 Valentin Pierburg	1:41.058	1:41.163	25
26	6 Valentin Pierburg	30.113	65 Heiko Neumann	40.782	75 Filip Salaquarda	30.263	26	65 Heiko Neumann	1:41.121	1:41.332	26
27	9 Anthony Bartone	30.152	6 Valentin Pierburg	40.782	65 Heiko Neumann	30.313	27	27 Marco Pulcini	1:41.258	1:41.518	28
28	27 Marco Pulcini	30.194	27 Marco Pulcini	40.822	786 Kiki Sak Nana	30.479	28	8 Giuseppe Cipriani	1:41.326	1:41.484	27
29	786 Kiki Sak Nana	30.437	786 Kiki Sak Nana	41.123	8 Giuseppe Cipriani	30.498	29	786 Kiki Sak Nana	1:42.039	1:42.043	29
30	24 Andrey Borodin	30.505	55 Laurent De Meeus	41.175	24 Andrey Borodin	30.899	30	55 Laurent De Meeus	1:42.833	1:43.334	31
31	69 Michael Blanchemain	30.676	24 Andrey Borodin	41.530	55 Laurent De Meeus	30.904	31	24 Andrey Borodin	1:42.934	1:43.078	30
32	55 Laurent De Meeus	30.754	69 Michael Blanchemain	41.889	69 Michael Blanchemain	31.367	32	69 Michael Blanchemain	1:43.932	1:44.248	32
33	108 Ameerh Naran	30.990	63 Alberto Di Folco	42.081	108 Ameerh Naran	31.591	33	108 Ameerh Naran	1:44.703	1:45.084	33
34	63 Alberto Di Folco	31.120	108 Ameerh Naran	42.122	5 Stanislaw Jedlinski	32.895	34	5 Stanislaw Jedlinski	1:48.461	1:50.442	34
35	5 Stanislaw Jedlinski	31.900	5 Stanislaw Jedlinski	43.666	63 Alberto Di Folco	36.203	35	63 Alberto Di Folco	1:49.404	1:51.464	35



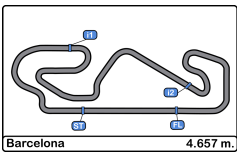


**Circuito de Barcelona**  
**International GT Open**  
**Qualifying - 2 Driver - 2**  
**Best 5 Lap Times**



Cl	N° Entrant/Team	Nat	Driver 1	Nat	Driver 2	Nat	Vehicle	Cat	Cl	Best 1		Best 2		Best 3		Best 4		Best 5	
										Time	Lap	Time	Lap	Time	Lap	Time	Lap	Time	Lap
1	51 Spirit of Race	CH	Nicola Marinangeli	IT	Vincent Abril	FR	Ferrari 296 GT3	PRO	1	1:38.730	8	1:40.683	5	1:41.164	3	1:46.666	4	1:51.376	9
2	1 Eastalent Racing	AU	Simon Reicher	IT	Christopher Haase	DE	Audi R8 LMS GT3 Evo II	PRO	2	1:39.114	11	1:39.709	8	1:41.573	2	1:49.813	3	1:51.596	12
3	10 Oregon Team	IT	Alessio Deledda	IT	Jordan Pepper	ZA	Lamborghini Huracan GT3 EVO2	PRO	3	1:39.483	4	1:39.578	5	1:39.724	3	1:58.895	8	2:02.119	6
4	17 Team Motopark	DE	Diego Menchaca	MX	Marcos Siebert	AR	Mercedes AMG GT3 EVO	PRO	4	1:39.540	9	1:39.828	10	1:39.972	6	1:49.422	7	1:49.716	2
5	96 Team Motopark	DE	Lukas Dunner	AU	Julian Hanses	DE	Mercedes AMG GT3 EVO	PRO	5	1:39.684	7	1:39.994	4	1:40.012	8	1:42.239	9	1:57.376	5
6	12 Car Collection Motorsport	DE	Hash	US	Alex Fontana	CH	Porsche 911 GT3 R (992)	PROAM	1	1:39.782	5	1:39.789	11	1:41.437	2	1:41.889	13	1:42.582	12
7	20 SPS Automotive Performance	DE	Dominik Baumann	AU	Mikael Pitamber	ZA	Mercedes AMG GT3 EVO	PRO	6	1:39.814	13	1:40.077	14	1:40.107	12	1:40.893	9	1:41.180	5
8	16 AF Corse	IT	Marcelo Hahn	BR	Allam Khodair	BR	Ferrari 296 GT3	PROAM	2	1:39.831	12	1:39.998	9	1:43.611	11	1:44.320	4	1:44.632	10
9	54 CBRX by SPS	DE	Dexter Müller	CH	Yannick Mettler	CH	Mercedes AMG GT3 EVO	PROAM	3	1:39.850	9	1:40.436	11	1:40.816	5	1:42.732	2	1:43.710	10
10	777 Olimp Racing	PL	Marcin Jedlinski	PL	Karol Basz	PL	Audi R8 LMS GT3 Evo II	PROAM	4	1:39.916	11	1:39.979	7	1:41.649	4	1:41.973	3	1:43.122	10
11	25 AF Corse	IT	Alessandro Cozzi	MC	Giorgio Sernagiotto	IT	Ferrari 296 GT3	PROAM	5	1:40.154	8	1:40.734	4	1:41.100	5	1:44.062	9	1:53.249	2
12	33 Greystone GT	GB	Dean Macdonald	GB	James Kell	GB	McLaren 720s GT3 Evo	PRO	7	1:40.190	6	1:40.286	11	1:40.328	5	1:40.363	10	1:41.387	9
13	66 Greystone GT	GB	Stewart Proctor	GB	Lewis Proctor	GB	McLaren 720S GT3	PROAM	6	1:40.255	9	1:40.412	12	1:40.625	11	1:41.500	2	1:42.244	5
14	14 Good Speed Racing Team	PL	Piotr Wira	PL	Daan Arrow	NL	Mercedes AMG GT3 EVO	PROAM	7	1:40.360	7	1:40.837	8	1:41.080	3	1:41.282	10	1:47.457	13
15	88 Spirit of Race	CH	Gino Forgione	CH	Michele Rugolo	IT	Ferrari 296 GT3	PROAM	8	1:40.364	6	1:40.567	7	1:40.939	3	1:41.067	2	1:44.033	8
16	99 Tresor Attempto Racing	DE	Florian Scholze	DE	Alex Arkin Aka	DE	Audi R8 LMS GT3 Evo II	PROAM	9	1:40.584	7	1:40.856	3	1:40.870	4	1:40.887	2	1:41.153	9
17	15 Car Collection Motorsport	DE	Gustav Bergström	SE	Nico Menzel	DE	Porsche 911 GT3 R (992)	PRO	8	1:40.623	8	1:40.639	9	1:40.728	10	1:40.886	3	1:41.393	2
18	19 Oregon Team	IT	Marzio Moretti	IS	Artëm Petrov	GB	Lamborghini Huracan GT3 EVO2	PRO	9	1:40.679	10	1:40.887	9	1:41.108	6	1:49.320	7	1:50.271	5
19	75 ISR Racing	CZ	Filip Salaquarda	CZ	Libor Milota	CZ	Audi R8 LMS GT3 Evo II	PROAM	10	1:40.696	8	1:40.945	7	1:41.646	2	1:43.213	3	1:46.111	4
20	23 Pellin Racing	IT	Thor Haugen	US	Paolo Ruberti	IT	Ferrari 488 GT3 2020	PROAM	11	1:40.726	9	1:41.008	8	1:43.632	3	1:44.556	2	1:54.966	10
21	95 Team Motopark	DE	Morten Strömsted	DK	Thomas Ikin	GB	Mercedes AMG GT3 EVO	PROAM	12	1:40.856	11	1:41.998	4	1:42.894	10	1:44.440	9	1:45.465	5
22	7 Car Collection Motorsport	DE	Bashar Mardini	CA	Tijmen van der Helm	NL	Porsche 911 GT3 R (992)	PROAM	13	1:40.884	10	1:42.200	2	1:43.197	4	1:43.710	6	1:44.804	11
23	9 GetSpeed	DE	Anthony Bartone	US	Fabian Schiller	DE	Mercedes AMG GT3 EVO	PRO	10	1:40.917	8	1:42.265	5	1:42.531	11	1:42.833	3	1:44.505	10
24	42 Leipert Motorsport	DE	Mark Wallenwein	DE	Maciej Blazek	PL	Lamborghini Huracan GT3 EVO2	PROAM	14	1:40.979	9	1:41.067	10	1:41.443	4	1:41.482	3	1:41.982	2
25	6 GetSpeed	DE	Valentin Pierburg	DE	Aaron Walker	GB	Mercedes AMG GT3 EVO	PROAM	15	1:41.163	11	1:41.677	8	1:41.919	5	1:42.316	13	1:43.923	12
26	65 Team Motopark	DE	Heiko Neumann	DE	Timo Rumpfkeil	DE	Mercedes AMG GT3 EVO	AM	1	1:41.332	11	1:41.443	10	1:41.495	9	1:41.678	12	1:42.292	2
27	8 Il Barone Rampante	IT	Giuseppe Cipriani	IT		IT	Lamborghini Huracan GT3 EVO	AM	2	1:41.484	10	1:41.547	3	1:41.841	9	1:42.562	2	1:42.849	8
28	27 Spirit of Race	CH	Marco Pulcini	MC	Eddie Cheever	IT	Ferrari 296 GT3	PROAM	16	1:41.518	8	1:42.741	5	1:44.194	4	1:49.253	9	1:52.874	2
29	786 GetSpeed	DE	Kiki Sak Nana	FR	Adam Osieka	DE	Mercedes AMG GT3 EVO	AM	3	1:42.043	8	1:42.979	13	1:43.316	4	1:43.400	12	1:43.539	3
30	24 Greystone GT	GB	Andrey Borodin	IN	Oliver Webb	GB	McLaren 720s GT3 Evo	PROAM	17	1:43.078	10	1:43.178	12	1:43.360	11	1:43.490	9	1:44.104	5
31	55 AF Corse	IT	Laurent De Meeus	BE	Jamie Stanley	GB	Ferrari 296 GT3	PROAM	18	1:43.334	15	1:43.621	12	1:43.694	14	1:43.887	11	1:43.951	9
32	69 Scuderia Villorba Corse	IT	Michael Blanchemain	FR	Jim Pla	FR	Mercedes AMG GT3 EVO	PROAM	19	1:44.248	4	1:44.566	3	1:46.021	7	1:53.276	10	1:54.729	8
33	108 Vimana by GetSpeed	DE	Ameerh Naran	ZA	Tom Jackson	GB	Mercedes AMG GT3 EVO	PROAM	20	1:45.084	7	1:45.318	6	1:45.660	9	1:45.901	5	1:45.979	8
34	5 Olimp Racing	PL	Stanislaw Jedlinski	PL	Krystian Korzeniowski	PL	Ferrari 296 GT3	AM	4	1:50.442	8	1:50.799	7	1:52.316	2	1:52.884	9	1:53.837	3
35	63 Oregon Team	IT	Alberto Di Folco	IT	Leonardo Pulcini	IT	Lamborghini Huracan GT3 EVO2	PRO	11	1:51.464	2	15:17.98	3						



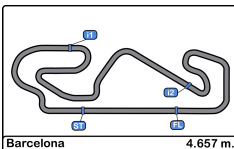


**Circuito de Barcelona**  
**International GT Open**  
**Qualifying - 2 Driver - 2**  
**Best 5 Top Speeds**



Cl	N°	Entrant/Team	Nat	Driver 1	Nat	Driver 2	Nat	Vehicle	Cat	Cl	Top 1		Top 2		Top 3		Top 4		Top 5		Avg
											Km/h	Lap	Km/h	Lap	Km/h	Lap	Km/h	Lap	Km/h	Lap	
1	777	Olimp Racing	POL	Marcin Jedlinski	POL	Karol Basz	POL	Audi R8 LMS GT3 Evo II	PROAM	1	263.4	11	262.7	12	262.1	10	261.5	4	260.8	8	262.1
2	8	Il Barone Rampante	ITA	Giuseppe Cipriani	ITA		ITA	Lamborghini Huracan GT3 EVO	AM	1	262.1	4	260.8	9	260.8	10	260.2	3	260.2	8	260.8
3	17	Team Motopark	DEU	Diego Menchaca	MEX	Marcos Siebert	ARG	Mercedes AMG GT3 EVO	PRO	1	262.1	7	260.8	9	260.8	10	260.8	11	260.2	4	260.9
4	99	Tresor Attempto Racing	DEU	Florian Scholze	DEU	Alex Arkin Aka	DEU	Audi R8 LMS GT3 Evo II	PROAM	2	262.1	12	261.5	9	260.8	3	260.8	4	260.8	5	261.2
5	10	Oregon Team	ITA	Alessio Deledda	ITA	Jordan Pepper	ZAF	Lamborghini Huracan GT3 EVO2	PRO	2	261.5	8	260.2	5	259.6	4	259.6	6	258.3	3	259.8
6	12	Car Collection Motorsport	DEU	Hash	USA	Alex Fontana	CHE	Porsche 911 GT3 R (992)	PROAM	3	261.5	6	259.6	11	259.6	12	259.6	13	258.9	3	259.8
7	23	Pellin Racing	ITA	Thor Haugen	USA	Paolo Ruberti	ITA	Ferrari 488 GT3 2020	PROAM	4	261.5	3	260.2	2	260.2	6	260.2	8	260.2	10	260.4
8	66	Greystone GT	GBR	Stewart Proctor	GBR	Lewis Proctor	GBR	McLaren 720S GT3	PROAM	5	261.5	10	260.8	3	260.2	5	260.2	6	260.2	7	260.6
9	1	Eastalent Racing	AUT	Simon Reicher	AUT	Christopher Haase	DEU	Audi R8 LMS GT3 Evo II	PRO	3	260.8	3	260.8	9	260.8	12	260.2	2	260.2	8	260.6
10	7	Car Collection Motorsport	DEU	Bashar Mardini	CAN	Tijmen van der Helm	NLD	Porsche 911 GT3 R (992)	PROAM	6	260.8	5	260.2	3	259.6	4	259.6	6	259.6	7	259.9
11	14	Good Speed Racing Team	POL	Piotr Wira	POL	Daan Arrow	NLD	Mercedes AMG GT3 EVO	PROAM	7	260.8	11	260.2	9	259.6	10	259.6	12	258.9	4	259.8
12	16	AF Corse	ITA	Marcelo Hahn	BRA	Allam Khodair	BRA	Ferrari 296 GT3	PROAM	8	260.8	6	260.2	5	260.2	7	258.9	2	258.9	4	259.8
13	33	Greystone GT	GBR	Dean Macdonald	GBR	James Kell	GBR	McLaren 720s GT3 Evo	PRO	4	260.8	7	260.2	5	260.2	12	259.6	6	259.6	9	260.1
14	75	ISR Racing	CZE	Filip Salaquarda	CZE	Libor Milota	CZE	Audi R8 LMS GT3 Evo II	PROAM	9	260.8	7	260.2	3	260.2	5	259.6	4	259.6	9	260.1
15	6	GetSpeed	DEU	Valentin Pierburg	DEU	Aaron Walker	GBR	Mercedes AMG GT3 EVO	PROAM	10	260.2	12	259.6	9	258.3	6	257.7	5	257.7	11	258.7
16	15	Car Collection Motorsport	DEU	Gustav Bergström	SWE	Nico Menzel	DEU	Porsche 911 GT3 R (992)	PRO	5	260.2	5	258.9	9	258.3	3	258.3	4	258.3	10	258.8
17	19	Oregon Team	ITA	Marzio Moretti	ISR	Artëm Petrov	ISR	Lamborghini Huracan GT3 EVO2	PRO	6	260.2	5	258.3	7	258.3	10	257.7	4	257.1	2	258.3
18	24	Greystone GT	GBR	Andrey Borodin	IND	Oliver Webb	GBR	McLaren 720s GT3 Evo	PROAM	11	260.2	6	259.6	12	258.9	10	258.9	13	258.3	3	259.2
19	25	AF Corse	ITA	Alessandro Cozzi	MCO	Giorgio Sernagiotto	ITA	Ferrari 296 GT3	PROAM	12	260.2	9	259.6	8	258.9	5	258.9	6	258.9	10	259.3
20	51	Spirit of Race	CHE	Nicola Marinangeli	ITA	Vincent Abril	ITA	Ferrari 296 GT3	PRO	7	260.2	6	258.9	5	258.3	4	258.3	8	258.3	9	258.8
21	96	Team Motopark	DEU	Lukas Dunner	AUT	Julian Hanses	DEU	Mercedes AMG GT3 EVO	PRO	8	260.2	9	259.6	5	259.6	8	258.3	4	257.7	3	259.1
22	20	SPS Automotive Performance	DEU	Dominik Baumann	AUT	Mikael Pitamber	ZAF	Mercedes AMG GT3 EVO	PRO	9	259.6	6	259.6	10	259.6	14	258.3	12	258.3	13	259.1
23	54	CBRX by SPS	DEU	Dexter Müller	CHE	Yannick Mettler	CHE	Mercedes AMG GT3 EVO	PROAM	13	259.6	6	258.9	3	258.9	10	258.3	11	257.7	12	258.7
24	9	GetSpeed	DEU	Anthony Bartone	USA	Fabian Schiller	DEU	Mercedes AMG GT3 EVO	PRO	10	258.9	9	258.3	6	257.7	2	257.7	5	257.7	8	258.1
25	27	Spirit of Race	CHE	Marco Pulcini	MCO	Eddie Cheever	ITA	Ferrari 296 GT3	PROAM	14	258.9	9	257.7	4	257.1	6	256.5	5	254.7	8	257.0
26	42	Leipert Motorsport	DEU	Mark Wallenwein	DEU	Maciej Blazek	POL	Lamborghini Huracan GT3 EVO2	PROAM	15	258.9	3	258.3	12	257.7	4	257.1	11	256.5	6	257.7
27	88	Spirit of Race	CHE	Gino Forgione	CHE	Michele Rugolo	ITA	Ferrari 296 GT3	PROAM	16	258.9	7	258.9	8	258.3	4	258.3	6	258.3	9	258.6
28	95	Team Motopark	DEU	Morten Strömsted	DNK	Thomas Ikin	GBR	Mercedes AMG GT3 EVO	PROAM	17	258.3	10	257.7	4	257.7	11	257.1	6	257.1	9	257.6
29	55	AF Corse	ITA	Laurent De Meeus	BEL	Jamie Stanley	GBR	Ferrari 296 GT3	PROAM	18	257.7	13	257.1	6	257.1	12	257.1	14	256.5	7	257.1
30	786	GetSpeed	DEU	Kiki Sak Nana	ITA	Adam Osieka	DEU	Mercedes AMG GT3 EVO	AM	2	257.7	11	257.1	13	256.5	5	256.5	6	256.5	9	256.8
31	65	Team Motopark	DEU	Heiko Neumann	DEU	Timo Rumpfkeil	DEU	Mercedes AMG GT3 EVO	AM	3	257.1	4	257.1	5	257.1	7	257.1	10	257.1	12	257.1
32	5	Olimp Racing	POL	Stanislaw Jedlinski	POL	Krystian Korzeniowski	POL	Ferrari 296 GT3	AM	4	256.5	10	255.3	2	255.3	5	254.1	7	252.9	8	254.8
33	108	Vimana by GetSpeed	DEU	Ameerh Naran	ZWE	Tom Jackson	GBR	Mercedes AMG GT3 EVO	PROAM	19	255.9	6	255.3	5	255.3	7	255.3	9	254.7	3	255.3
34	69	Scuderia Villorba Corse	ITA	Michael Blanchemain	ITA	Jim Pla	ITA	Mercedes AMG GT3 EVO	PROAM	20	254.7	8	254.7	10	254.1	4	254.1	5	253.5	2	254.2
35	63	Oregon Team	ITA	Alberto Di Folco	ITA	Leonardo Pulcini	ITA	Lamborghini Huracan GT3 EVO2	PRO	11	247.1	2	173.3	1	170.6	3					197.0



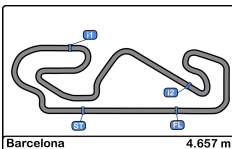


**Circuito de Barcelona**  
**International GT Open**  
**Qualifying - 2 Driver - 2**  
**Fastest Laps Sequence**



Lap	Time of Day	Session Time	N° Entrant/Team	Nat	Driver 1	Nat	Driver 2	Nat	Vehicle	Cat	Time	Km/h
2	9:33:39.623	3:39.623	12 Car Collection Motorsport		Hash		<b>Alex Fontana</b>		Porsche 911 GT3 R (992)	PROAM	1:41.437	165.2
2	9:35:09.137	5:09.137	15 Car Collection Motorsport		<b>Gustav Bergström</b>		Nico Menzel		Porsche 911 GT3 R (992)	PRO	1:41.393	165.3
2	9:35:18.902	5:18.902	99 Tresor Attempto Racing		Florian Scholze		<b>Alex Arkin Aka</b>		Audi R8 LMS GT3 Evo II	PROAM	1:40.887	166.1
3	9:36:50.023	6:50.023	15 Car Collection Motorsport		<b>Gustav Bergström</b>		Nico Menzel		Porsche 911 GT3 R (992)	PRO	1:40.886	166.1
3	9:36:59.758	6:59.758	99 Tresor Attempto Racing		Florian Scholze		<b>Alex Arkin Aka</b>		Audi R8 LMS GT3 Evo II	PROAM	1:40.856	166.2
4	9:39:15.248	9:15.248	25 AF Corse		Alessandro Cozzi		<b>Giorgio Sernagiotto</b>		Ferrari 296 GT3	PROAM	1:40.734	166.4
4	9:40:26.208	10:26.208	96 Team Motopark		Lukas Dunner		<b>Julian Hanses</b>		Mercedes AMG GT3 EVO	PRO	1:39.994	167.6
5	9:42:29.490	12:29.490	12 Car Collection Motorsport		Hash		<b>Alex Fontana</b>		Porsche 911 GT3 R (992)	PROAM	1:39.782	168.0
8	9:54:01.529	24:01.529	51 Spirit of Race		Nicola Marinangeli		<b>Vincent Abril</b>		Ferrari 296 GT3	PRO	1:38.730	169.8



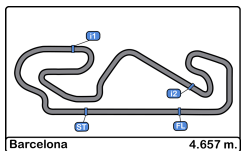


**Circuito de Barcelona**  
**International GT Open**  
**Qualifying - 2 Driver - 2**  
**Event Best Maximum Speed**



Nº	Entrant/Team	Nat	Driver 1	Nat	Driver 2	Nat	Vehicle	Cat	Km/h	Session
7	Car Collection Motorsport	DEU	Bashar Mardini	CAN	Tijmen van der Helm	NLD	Porsche 911 GT3 R (992)	PROAM	266.0	Race - 1
1	Eastalent Racing	AUT	Simon Reicher	AUT	Christopher Haase	DEU	Audi R8 LMS GT3 Evo II	PRO	266.0	Race - 1
25	AF Corse	ITA	Alessandro Cozzi	MCO	Giorgio Sernagiotto	ITA	Ferrari 296 GT3	PROAM	264.7	Race - 1
33	Greystone GT	GBR	Dean Macdonald	GBR	James Kell	GBR	McLaren 720s GT3 Evo	PRO	264.0	Qualifying - 1 Driver - 1
24	Greystone GT	GBR	Andrey Borodin	IND	Oliver Webb	GBR	McLaren 720s GT3 Evo	PROAM	264.0	Race - 1
777	Olimp Racing	POL	Marcin Jedlinski	POL	Karol Basz	POL	Audi R8 LMS GT3 Evo II	PROAM	264.0	Race - 1
16	AF Corse	ITA	Marcelo Hahn	BRA	Allam Khodair	BRA	Ferrari 296 GT3	PROAM	262.7	Race - 1
17	Team Motopark	DEU	Diego Menchaca	MEX	Marcos Siebert	ARG	Mercedes AMG GT3 EVO	PRO	262.7	Race - 1
10	Oregon Team	ITA	Alessio Deledda	ITA	Jordan Pepper	ZAF	Lamborghini Huracan GT3 EVO2	PRO	262.1	Qualifying - 1 Driver - 1
8	Il Barone Rampante	ITA	Giuseppe Cipriani	ITA			Lamborghini Huracan GT3 EVO	AM	262.1	Qualifying - 2 Driver - 2
99	Tresor Attempto Racing	DEU	Florian Scholze	DEU	Alex Arkin Aka	DEU	Audi R8 LMS GT3 Evo II	PROAM	262.1	Qualifying - 2 Driver - 2
15	Car Collection Motorsport	DEU	Gustav Bergström	SWE	Nico Menzel	DEU	Porsche 911 GT3 R (992)	PRO	261.5	Qualifying - 1 Driver - 1
6	GetSpeed	DEU	Valentin Pierburg	DEU	Aaron Walker	GBR	Mercedes AMG GT3 EVO	PROAM	261.5	Qualifying - 1 Driver - 1
20	SPS Automotive Performance	DEU	Dominik Baumann	AUT	Mikaeel Pitamber	ZAF	Mercedes AMG GT3 EVO	PRO	261.5	Qualifying - 1 Driver - 1
23	Pellin Racing	ITA	Thor Haugen	USA	Paolo Ruberti	ITA	Ferrari 488 GT3 2020	PROAM	261.5	Qualifying - 2 Driver - 2
12	Car Collection Motorsport	DEU	Hash	USA	Alex Fontana	CHE	Porsche 911 GT3 R (992)	PROAM	261.5	Qualifying - 2 Driver - 2
66	Greystone GT	GBR	Stewart Proctor	GBR	Lewis Proctor	GBR	McLaren 720S GT3	PROAM	261.5	Qualifying - 2 Driver - 2
63	Oregon Team	ITA	Alberto Di Folco	ITA	Leonardo Pulcini	ITA	Lamborghini Huracan GT3 EVO2	PRO	260.8	Qualifying - 1 Driver - 1
786	GetSpeed	DEU	Kiki Sak Nana	THA	Adam Osieka	DEU	Mercedes AMG GT3 EVO	AM	260.8	Qualifying - 1 Driver - 1
5	Olimp Racing	POL	Stanislaw Jedlinski	POL	Krystian Korzeniowski	POL	Ferrari 296 GT3	AM	260.8	Race - 1
88	Spirit of Race	CHE	Gino Forgione	CHE	Michele Rugolo	ITA	Ferrari 296 GT3	PROAM	260.8	Race - 1
96	Team Motopark	DEU	Lukas Dunner	AUT	Julian Hanses	DEU	Mercedes AMG GT3 EVO	PRO	260.8	Race - 1
75	ISR Racing	CZE	Filip Salaquarda	CZE	Libor Milota	CZE	Audi R8 LMS GT3 Evo II	PROAM	260.8	Qualifying - 2 Driver - 2
14	Good Speed Racing Team	POL	Piotr Wira	POL	Daan Arrow	NLD	Mercedes AMG GT3 EVO	PROAM	260.8	Qualifying - 2 Driver - 2
19	Oregon Team	ITA	Marzio Moretti	ITA	Artëm Petrov	ISR	Lamborghini Huracan GT3 EVO2	PRO	260.2	Qualifying - 1 Driver - 1
27	Spirit of Race	CHE	Marco Pulcini	MCO	Eddie Cheever	ITA	Ferrari 296 GT3	PROAM	260.2	Race - 1
95	Team Motopark	DEU	Morten Strömsted	DNK	Thomas Ikin	GBR	Mercedes AMG GT3 EVO	PROAM	260.2	Race - 1
54	CBRX by SPS	DEU	Dexter Müller	CHE	Yannick Mettler	CHE	Mercedes AMG GT3 EVO	PROAM	260.2	Race - 1
9	GetSpeed	DEU	Anthony Bartone	USA	Fabian Schiller	DEU	Mercedes AMG GT3 EVO	PRO	260.2	Race - 1
51	Spirit of Race	CHE	Nicola Marinangeli	ITA	Vincent Abril	FRA	Ferrari 296 GT3	PRO	260.2	Qualifying - 2 Driver - 2
69	Scuderia Villorba Corse	ITA	Michael Blanchemain	FRA	Jim Pla	FRA	Mercedes AMG GT3 EVO	PROAM	259.6	Qualifying - 1 Driver - 1
55	AF Corse	ITA	Laurent De Meeus	BEL	Jamie Stanley	GBR	Ferrari 296 GT3	PROAM	259.6	Race - 1
108	Vimana by GetSpeed	DEU	Ameerh Naran	ZWE	Tom Jackson	GBR	Mercedes AMG GT3 EVO	PROAM	258.9	Race - 1
65	Team Motopark	DEU	Heiko Neumann	DEU	Timo Rumpfkeil	DEU	Mercedes AMG GT3 EVO	AM	258.9	Race - 1
42	Leipert Motorsport	DEU	Mark Wallenwein	POL	Maciej Blazek	POL	Lamborghini Huracan GT3 EVO2	PROAM	258.9	Qualifying - 2 Driver - 2





**Circuit de Barcelona**  
**International GT Open**  
**Qualifying - 2 Driver - 2**  
**Pit Stop Analysis**



**1** Simon Reicher Audi R8 LMS GT3 Evo II  
 PRO Christopher Haase Eastalent Racing

Nº	In Day Time	In Time	Out Time	Pit Time	T. Pit Time	Handicap	Diff.
1	9:37:03.148	9:37:03.148	9:41:27.483	4:24.335	4:24.335		
2	9:45:48.543	9:45:48.543	9:49:03.183	3:14.640	7:38.975		
3	9:55:54.222	9:55:54.222	10:01:05.568	5:11.346	12:50.321		

**5** Stanislaw Jedlinski Ferrari 296 GT3  
 AM Krystian Korzeniowski Olimp Racing

Nº	In Day Time	In Time	Out Time	Pit Time	T. Pit Time	Handicap	Diff.
1	9:42:18.188	9:42:18.188	9:49:58.167	7:39.979	7:39.979		

**6** Valentin Pierburg Mercedes AMG GT3 EVO  
 PROAM Aaron Walker GetSpeed

Nº	In Day Time	In Time	Out Time	Pit Time	T. Pit Time	Handicap	Diff.
1	9:35:49.029	9:35:49.029	9:38:39.105	2:50.076	2:50.076		
2	9:43:58.843	9:43:58.843	9:49:05.499	5:06.656	7:56.732		
3	9:54:15.769	9:54:15.769	9:57:26.637	3:10.868	11:07.600		

**7** Bashar Mardini Porsche 911 GT3 R (992)  
 PROAM Tijmen van der Helm Car Collection Motorsport

Nº	In Day Time	In Time	Out Time	Pit Time	T. Pit Time	Handicap	Diff.
1	9:47:04.498	9:47:04.498	9:50:26.897	3:22.399	3:22.399		

**8** Giuseppe Cipriani Lamborghini Huracan GT3 EVO  
 AM Il Barone Rampante

Nº	In Day Time	In Time	Out Time	Pit Time	T. Pit Time	Handicap	Diff.
1	9:37:31.901	9:37:31.901	9:39:16.671	1:44.770	1:44.770		
2	9:42:50.438	9:42:50.438	9:50:11.265	7:20.827	9:05.597		
3	9:58:54.668	9:58:54.668	10:00:28.604	1:33.936	10:39.533		

**9** Anthony Bartone Mercedes AMG GT3 EVO  
 PRO Fabian Schiller GetSpeed

Nº	In Day Time	In Time	Out Time	Pit Time	T. Pit Time	Handicap	Diff.
1	9:43:33.555	9:43:33.555	9:50:18.097	6:44.542	6:44.542		

**10** Alessio Deledda Lamborghini Huracan GT3 EVO2  
 PRO Jordan Pepper Oregon Team

Nº	In Day Time	In Time	Out Time	Pit Time	T. Pit Time	Handicap	Diff.
1	9:39:40.823	9:39:40.823	9:52:31.148	12:50.325	12:50.325		
2	10:01:19.143	10:01:19.143	10:02:36.519	1:17.376	14:07.701		

**12** Hash Porsche 911 GT3 R (992)  
 PROAM Alex Fontana Car Collection Motorsport

Nº	In Day Time	In Time	Out Time	Pit Time	T. Pit Time	Handicap	Diff.
1	9:35:23.797	9:35:23.797	9:39:07.085	3:43.288	3:43.288		
2	9:44:24.988	9:44:24.988	9:50:14.548	5:49.560	9:32.848		
3	9:53:41.445	9:53:41.445	9:56:24.445	2:43.000	12:15.848		

**14** Piotr Wira Mercedes AMG GT3 EVO  
 PROAM Daan Arrow Good Speed Racing Team

Nº	In Day Time	In Time	Out Time	Pit Time	T. Pit Time	Handicap	Diff.
1	9:40:19.750	9:40:19.750	9:50:17.170	9:57.420	9:57.420		

**15** Gustav Bergström Porsche 911 GT3 R (992)  
 PRO Nico Menzel Car Collection Motorsport

Nº	In Day Time	In Time	Out Time	Pit Time	T. Pit Time	Handicap	Diff.
1	9:40:20.326	9:40:20.326	9:52:56.293	12:35.967	12:35.967		

**16** Marcelo Hahn Ferrari 296 GT3  
 PROAM Allam Khodair AF Corse

Nº	In Day Time	In Time	Out Time	Pit Time	T. Pit Time	Handicap	Diff.
1	9:34:23.257	9:34:23.257	9:36:34.887	2:11.630	2:11.630		
2	9:46:36.979	9:46:36.979	9:57:24.538	10:47.559	12:59.189		

**17** Diego Menchaca Mercedes AMG GT3 EVO  
 PRO Marcos Siebert Team Motopark

Nº	In Day Time	In Time	Out Time	Pit Time	T. Pit Time	Handicap	Diff.
1	9:36:13.397	9:36:13.397	9:40:34.491	4:21.094	4:21.094		
2	9:44:17.459	9:44:17.459	9:49:11.784	4:54.325	9:15.419		
3	9:54:29.206	9:54:29.206	9:56:03.255	1:34.049	10:49.468		

**19** Marzio Moretti Lamborghini Huracan GT3 EVO2  
 PRO Artëm Petrov Oregon Team

Nº	In Day Time	In Time	Out Time	Pit Time	T. Pit Time	Handicap	Diff.
1	9:44:12.116	9:44:12.116	9:51:05.091	6:52.975	6:52.975		
2	9:59:45.923	9:59:45.923	10:01:06.558	1:20.635	8:13.610		

**20** Dominik Baumann Mercedes AMG GT3 EVO  
 PRO Mikaeel Pitamber SPS Automotive Performance

Nº	In Day Time	In Time	Out Time	Pit Time	T. Pit Time	Handicap	Diff.
1	9:35:54.478	9:35:54.478	9:38:33.786	2:39.308	2:39.308		
2	9:47:25.148	9:47:25.148	9:49:10.645	1:45.497	4:24.805		
3	9:54:21.427	9:54:21.427	9:56:41.322	2:19.895	6:44.700		

**23** Thor Haugen Ferrari 488 GT3 2020  
 PROAM Paolo Ruberti Pellin Racing

Nº	In Day Time	In Time	Out Time	Pit Time	T. Pit Time	Handicap	Diff.
1	9:37:50.193	9:37:50.193	9:41:03.934	3:13.741	3:13.741		
2	9:45:25.518	9:45:25.518	9:51:49.585	6:24.067	9:37.808		

**24** Andrey Borodin McLaren 720s GT3 Evo  
 PROAM Oliver Webb Greystone GT

Nº	In Day Time	In Time	Out Time	Pit Time	T. Pit Time	Handicap	Diff.
1	9:47:23.341	9:47:23.341	9:50:53.059	3:29.718	3:29.718		

**25** Alessandro Cozzi Ferrari 296 GT3  
 PROAM Giorgio Sernagiotto AF Corse

Nº	In Day Time	In Time	Out Time	Pit Time	T. Pit Time	Handicap	Diff.
1	9:34:09.722	9:34:09.722	9:35:38.375	1:28.653	1:28.653		
2	9:42:55.307	9:42:55.307	9:51:21.300	8:25.993	9:54.646		

**27** Marco Pulcini Ferrari 296 GT3  
 PROAM Eddie Cheever Spirit of Race

Nº	In Day Time	In Time	Out Time	Pit Time	T. Pit Time	Handicap	Diff.
1	9:33:59.081	9:33:59.081	9:36:30.763	2:31.682	2:31.682		
2	9:48:14.140	9:48:14.140	9:57:10.575	8:56.435	11:28.117		

**33** Dean Macdonald McLaren 720s GT3 Evo  
 PRO James Kell Greystone GT

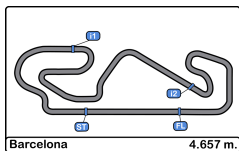
Nº	In Day Time	In Time	Out Time	Pit Time	T. Pit Time	Handicap	Diff.
1	9:36:21.043	9:36:21.043	9:38:12.819	1:51.776	1:51.776		
2	9:46:06.516	9:46:06.516	9:56:23.548	10:17.032	12:08.808		

**42** Mark Wallenwein Lamborghini Huracan GT3 EVO2  
 PROAM Maciej Blazek Leipert Motorsport

Nº	In Day Time	In Time	Out Time	Pit Time	T. Pit Time	Handicap	Diff.
1	9:44:09.865	9:44:09.865	9:54:46.266	10:36.401	10:36.401		







**Circuit de Barcelona**  
**International GT Open**  
**Qualifying - 2 Driver - 2**  
**Pit Stop Analysis**



**51** Nicola Marinangeli Ferrari 296 GT3  
 PRO Vincent Abril Spirit of Race

Nº	In Day Time	In Time	Out Time	Pit Time	T. Pit Time	Handicap	Diff.
1	9:32:13.319	9:32:13.319	9:35:07.250	2:53.931	2:53.931		
2	9:43:51.727	9:43:51.727	9:50:34.947	6:43.220	9:37.151		

**54** Dexter Müller Mercedes AMG GT3 EVO  
 PROAM Yannick Mettler CBRX by SPS

Nº	In Day Time	In Time	Out Time	Pit Time	T. Pit Time	Handicap	Diff.
1	9:35:44.121	9:35:44.121	9:38:18.668	2:34.547	2:34.547		
2	9:47:02.781	9:47:02.781	9:57:09.141	10:06.360	12:40.907		

**55** Laurent De Meeus Ferrari 296 GT3  
 PROAM Jamie Stanley AF Corse

Nº	In Day Time	In Time	Out Time	Pit Time	T. Pit Time	Handicap	Diff.
1	9:46:30.162	9:46:30.162	9:51:45.212	5:15.050	5:15.050		

**63** Alberto Di Folco Lamborghini Huracan GT3 EVO2  
 PRO Leonardo Pulcini Oregon Team

Nº	In Day Time	In Time	Out Time	Pit Time	T. Pit Time	Handicap	Diff.
1	9:38:07.393	9:38:07.393	9:51:27.563	13:20.170	13:20.170		

**65** Heiko Neumann Mercedes AMG GT3 EVO  
 AM Timo Rumpfkeil Team Motopark

Nº	In Day Time	In Time	Out Time	Pit Time	T. Pit Time	Handicap	Diff.
1	9:46:10.928	9:46:10.928	9:55:02.473	8:51.545	8:51.545		

**66** Stewart Proctor McLaren 720S GT3  
 PROAM Lewis Proctor Greystone GT

Nº	In Day Time	In Time	Out Time	Pit Time	T. Pit Time	Handicap	Diff.
1	9:36:23.117	9:36:23.117	9:38:15.734	1:52.617	1:52.617		
2	9:46:14.517	9:46:14.517	9:56:57.756	10:43.239	12:35.856		

**69** Michael Blanchemain Mercedes AMG GT3 EVO  
 PROAM Jim Pla Scuderia Villorba Corse

Nº	In Day Time	In Time	Out Time	Pit Time	T. Pit Time	Handicap	Diff.
1	9:39:44.731	9:39:44.731	9:49:14.424	9:29.693	9:29.693		
2	9:54:42.867	9:54:42.867	9:56:18.796	1:35.929	11:05.622		

**75** Filip Salaquarda Audi R8 LMS GT3 Evo II  
 PROAM Libor Milota ISR Racing

Nº	In Day Time	In Time	Out Time	Pit Time	T. Pit Time	Handicap	Diff.
1	9:40:22.984	9:40:22.984	9:50:37.737	10:14.753	10:14.753		

**88** Gino Forgione Ferrari 296 GT3  
 PROAM Michele Rugolo Spirit of Race

Nº	In Day Time	In Time	Out Time	Pit Time	T. Pit Time	Handicap	Diff.
1	9:39:02.892	9:39:02.892	9:50:40.109	11:37.217	11:37.217		

**95** Morten Strömsted Mercedes AMG GT3 EVO  
 PROAM Thomas Ikin Team Motopark

Nº	In Day Time	In Time	Out Time	Pit Time	T. Pit Time	Handicap	Diff.
1	9:34:13.017	9:34:13.017	9:36:39.800	2:26.783	2:26.783		
2	9:46:31.100	9:46:31.100	9:53:51.919	7:20.819	9:47.602		

**96** Lukas Dunner Mercedes AMG GT3 EVO  
 PRO Julian Hanses Team Motopark

Nº	In Day Time	In Time	Out Time	Pit Time	T. Pit Time	Handicap	Diff.
1	9:32:24.129	9:32:24.129	9:35:23.921	2:59.792	2:59.792		
2	9:42:19.793	9:42:19.793	9:58:44.554	16:24.761	19:24.553		

**99** Florian Scholze Audi R8 LMS GT3 Evo II  
 PROAM Alex Arkin Aka Tresor Attempto Racing

Nº	In Day Time	In Time	Out Time	Pit Time	T. Pit Time	Handicap	Diff.
1	9:40:27.057	9:40:27.057	9:51:54.275	11:27.218	11:27.218		

**108** Ameerh Naran Mercedes AMG GT3 EVO  
 PROAM Tom Jackson GetSpeed

Nº	In Day Time	In Time	Out Time	Pit Time	T. Pit Time	Handicap	Diff.
1	9:45:34.468	9:45:34.468	9:49:07.947	3:33.479	3:33.479		

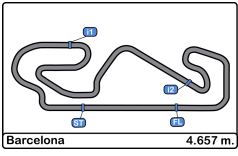
**777** Marcin Jedlinski Audi R8 LMS GT3 Evo II  
 PROAM Karol Basz Olimp Racing

Nº	In Day Time	In Time	Out Time	Pit Time	T. Pit Time	Handicap	Diff.
1	9:41:28.909	9:41:28.909	9:49:55.096	8:26.187	8:26.187		
2	9:55:02.121	9:55:02.121	9:58:46.571	3:44.450	12:10.637		

**786** Kiki Sak Nana Mercedes AMG GT3 EVO  
 AM Adam Osieka GetSpeed

Nº	In Day Time	In Time	Out Time	Pit Time	T. Pit Time	Handicap	Diff.
1	9:40:54.739	9:40:54.739	9:53:17.625	12:22.886	12:22.886		

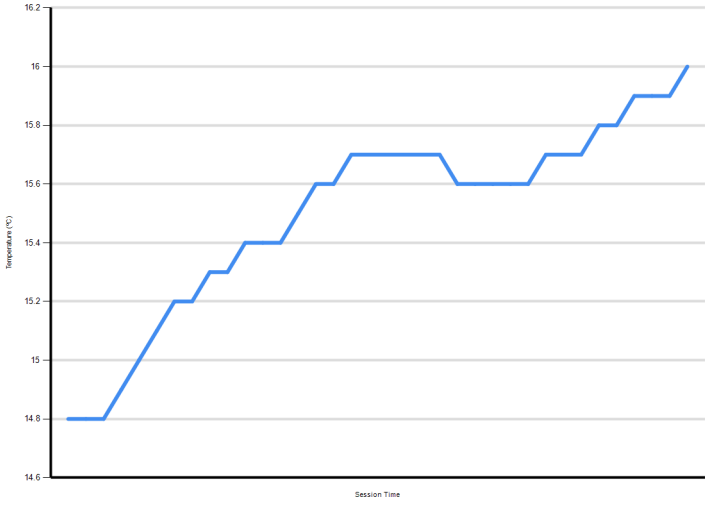




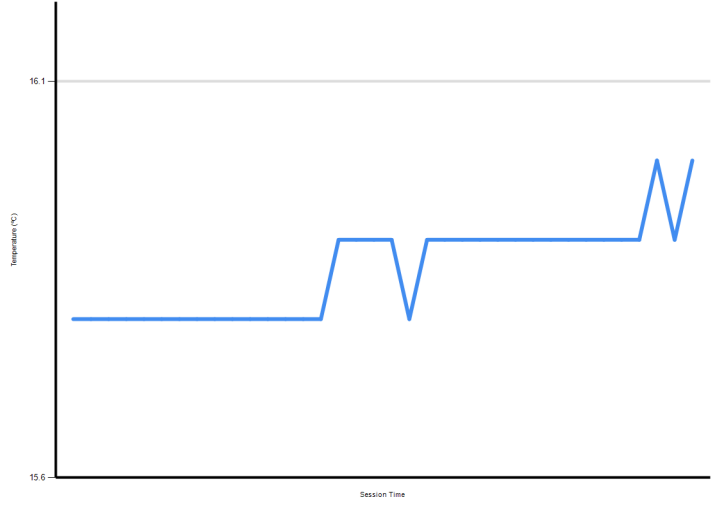
Circuit de Barcelona  
International GT Open  
Qualifying - 2 Driver - 2  
Weather Report



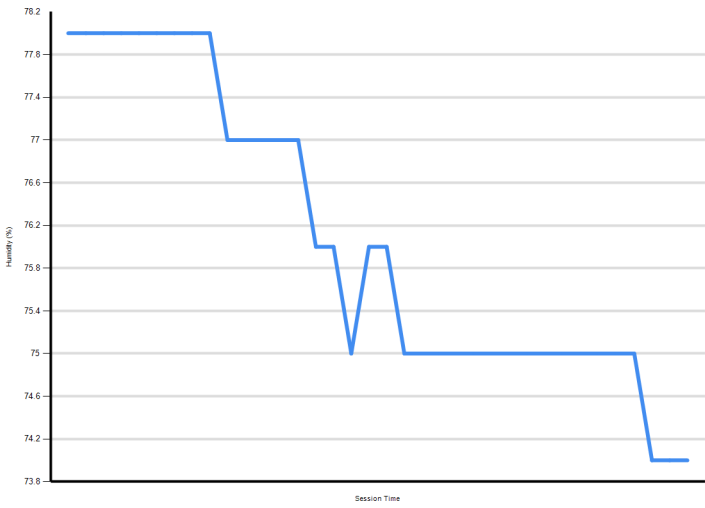
Air Temperature




Track Temperature



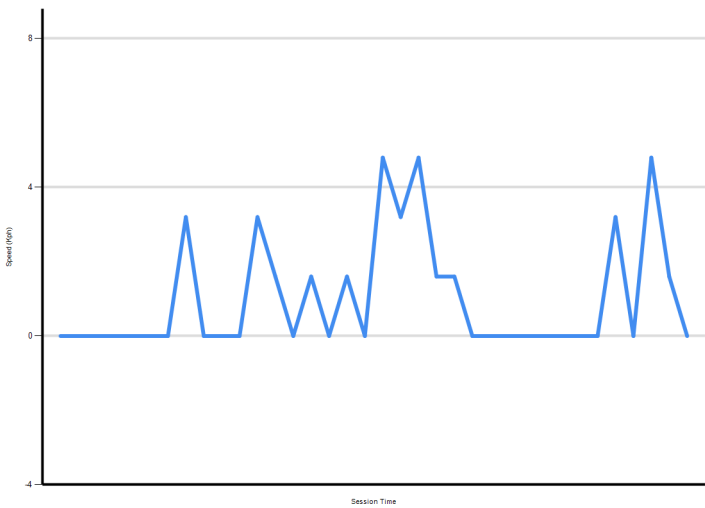
Humidity



Pressure



Wind Speed



Wind direction

