

**Circuito de Barcelona**  
**International GT Open**  
**Free practice - 1**  
**Provisional Results**



Cls	Nº	Entrant/Team	Nat	Driver 1	Nat	Driver 2	Nat	Vehicle	Cat	Cls	Laps	Best	Time	Gap	Interval	Km/h
1	27	Spirit of Race	CHE	Marco Pulcini	ITA	Eddie Cheever	ITA	Ferrari 296 GT3	PROAM	1	18	13	1:42.595			163.4
2	6	GetSpeed	DEU	Valentin Pierburg	DEU	Aaron Walker	GBR	Mercedes AMG GT3 EVO	PROAM	2	21	12	1:42.829	0.234	0.234	163.0
3	786	GetSpeed	DEU	Kiki Sak Nana	ITA	Adam Osieka	DEU	Mercedes AMG GT3 EVO	AM	1	22	5	1:43.249	0.654	0.420	162.3
4	65	Team Motopark	DEU	Heiko Neumann	DEU	Timo Rumpfkeil	DEU	Mercedes AMG GT3 EVO	AM	2	21	18	1:43.607	1.012	0.358	161.8
5	7	Car Collection Motorsport	DEU	Bashar Mardini	CAN	Tijmen van der Helm	NLD	Porsche 911 GT3 R (992)	PROAM	3	22	10	1:43.653	1.058	0.046	161.7
6	5	Olimp Racing	POL	Stanislaw Jedlinski	POL	Krystian Korzeniowski	POL	Ferrari 296 GT3	AM	3	20	15	1:43.680	1.085	0.027	161.7
7	75	ISR Racing	CZE	Filip Salaquarda	CZE	Libor Milota	CZE	Audi R8 LMS GT3 Evo II	PROAM	4	20	12	1:43.732	1.137	0.052	161.6
8	16	AF Corse	ITA	Marcelo Hahn	BRA	Allam Khodair	BRA	Ferrari 296 GT3	PROAM	5	16	11	1:43.810	1.215	0.078	161.4
9	25	AF Corse	ITA	Alessandro Cozzi	MCO	Giorgio Sernagiotto	ITA	Ferrari 296 GT3	PROAM	6	16	10	1:43.928	1.333	0.118	161.3
10	777	Olimp Racing	POL	Marcin Jedlinski	POL	Karol Basz	POL	Audi R8 LMS GT3 Evo II	PROAM	7	13	9	1:43.997	1.402	0.069	161.2
11	55	AF Corse	ITA	Laurent De Meeus	BEL	Jamie Stanley	GBR	Ferrari 296 GT3	PROAM	8	8	5	1:44.376	1.781	0.379	160.6
12	95	Team Motopark	DEU	Morten Strömsted	DNK	Thomas Ikin	GBR	Mercedes AMG GT3 EVO	PROAM	9	18	5	1:44.380	1.785	0.004	160.6
13	66	Greystone GT	GBR	Stewart Proctor	GBR	Lewis Proctor	GBR	McLaren 720S GT3	PROAM	10	23	16	1:44.431	1.836	0.051	160.5
14	12	Car Collection Motorsport	DEU	Hash	USA	Alex Fontana	CHE	Porsche 911 GT3 R (992)	PROAM	11	22	14	1:44.557	1.962	0.126	160.3
15	99	Tresor Attempto Racing	DEU	Florian Scholze	DEU	Alex Arkin Aka	DEU	Audi R8 LMS GT3 Evo II	PROAM	12	20	4	1:44.627	2.032	0.070	160.2
16	69	Scuderia Villorba Corse	ITA	Michael Blanchemain	FRA	Jim Pla	FRA	Mercedes AMG GT3 EVO	PROAM	13	20	14	1:44.673	2.078	0.046	160.1
17	54	CBRX by SPS	DEU	Dexter Müller	CHE	Yannick Mettler	CHE	Mercedes AMG GT3 EVO	PROAM	14	18	15	1:44.918	2.323	0.245	159.7
18	8	Il Barone Rampante	ITA	Giuseppe Cipriani	ITA			Lamborghini Huracan GT3 EVO	AM	4	12	6	1:45.148	2.553	0.230	159.4
19	108	Vimana by GetSpeed	DEU	Ameerh Naran	ZWE	Tom Jackson	GBR	Mercedes AMG GT3 EVO	PROAM	15	20	14	1:45.420	2.825	0.272	159.0
20	14	Good Speed Racing Team	POL	Piotr Wira	POL	Daan Arrow	NLD	Mercedes AMG GT3 EVO	PROAM	16	22	14	1:45.556	2.961	0.136	158.8
21	88	Spirit of Race	CHE	Gino Forgione	CHE	Michele Rugolo	ITA	Ferrari 296 GT3	PROAM	17	18	16	1:46.179	3.584	0.623	157.8
22	23	Pellin Racing	ITA	Thor Haugen	USA	Paolo Ruberti	ITA	Ferrari 488 GT3 2020	PROAM	18	10	9	1:47.054	4.459	0.875	156.6
23	24	Greystone GT	GBR	Andrey Borodin	ITA	Oliver Webb	GBR	McLaren 720s GT3 Evo	PROAM	19	6	4	1:49.037	6.442	1.983	153.7

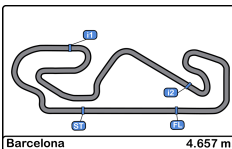
Published at:.....

Track Temp: 32.8 °C Air Temp: 29.4 °C Humidity: 58 % Track Status: DRY

Race Director:

Timekeeper:





**Circuito de Barcelona**  
**International GT Open**  
**Free practice - 1**  
**Provisional Results by Category**



PROAM																
Cls	N°	Entrant/Team	Nat	Driver 1	Nat	Driver 2	Nat	Vehicle	Cat	Cls	Laps	Best	Time	Gap	Interval	Km/h
1	27	Spirit of Race	CHE	Marco Pulcini	MCO	Eddie Cheever	ITA	Ferrari 296 GT3	PROAM	1	18	13	1:42.595			163.4
2	6	GetSpeed	DEU	Valentin Pierburg	DEU	Aaron Walker	GBR	Mercedes AMG GT3 EVO	PROAM	2	21	12	1:42.829	0.234	0.234	163.0
3	7	Car Collection Motorsport	DEU	Bashar Mardini	CAN	Tijmen van der Helm	NLD	Porsche 911 GT3 R (992)	PROAM	3	22	10	1:43.653	1.058	0.824	161.7
4	75	ISR Racing	CZE	Filip Salaquarda	CZE	Libor Milota	CZE	Audi R8 LMS GT3 Evo II	PROAM	4	20	12	1:43.732	1.137	0.079	161.6
5	16	AF Corse	ITA	Marcelo Hahn	BRA	Allam Khodair	BRA	Ferrari 296 GT3	PROAM	5	16	11	1:43.810	1.215	0.078	161.4
6	25	AF Corse	ITA	Alessandro Cozzi	MCO	Giorgio Sernagiotto	ITA	Ferrari 296 GT3	PROAM	6	16	10	1:43.928	1.333	0.118	161.3
7	777	Olimp Racing	POL	Marcin Jedlinski	POL	Karol Basz	POL	Audi R8 LMS GT3 Evo II	PROAM	7	13	9	1:43.997	1.402	0.069	161.2
8	55	AF Corse	ITA	Laurent De Meeus	BEL	Jamie Stanley	GBR	Ferrari 296 GT3	PROAM	8	8	5	1:44.376	1.781	0.379	160.6
9	95	Team Motopark	DEU	Morten Strömsted	DNK	Thomas Ikin	GBR	Mercedes AMG GT3 EVO	PROAM	9	18	5	1:44.380	1.785	0.004	160.6
10	66	Greystone GT	GBR	Stewart Proctor	GBR	Lewis Proctor	GBR	McLaren 720s GT3	PROAM	10	23	16	1:44.431	1.836	0.051	160.5
11	12	Car Collection Motorsport	DEU	Hash	USA	Alex Fontana	CHE	Porsche 911 GT3 R (992)	PROAM	11	22	14	1:44.557	1.962	0.126	160.3
12	99	Tresor Attempto Racing	DEU	Florian Scholze	DEU	Alex Arkin Aka	DEU	Audi R8 LMS GT3 Evo II	PROAM	12	20	4	1:44.627	2.032	0.070	160.2
13	69	Scuderia Villorba Corse	ITA	Michael Blanchemain	FRA	Jim Pla	FRA	Mercedes AMG GT3 EVO	PROAM	13	20	14	1:44.673	2.078	0.046	160.1
14	54	CBRX by SPS	DEU	Dexter Müller	CHE	Yannick Mettler	CHE	Mercedes AMG GT3 EVO	PROAM	14	18	15	1:44.918	2.323	0.245	159.7
15	108	Vimana by GetSpeed	DEU	Ameerh Naran	DNK	Tom Jackson	GBR	Mercedes AMG GT3 EVO	PROAM	15	20	14	1:45.420	2.825	0.502	159.0
16	14	Good Speed Racing Team	POL	Piotr Wira	POL	Daan Arrow	NLD	Mercedes AMG GT3 EVO	PROAM	16	22	14	1:45.556	2.961	0.136	158.8
17	88	Spirit of Race	CHE	Gino Forgione	CHE	Michele Rugolo	ITA	Ferrari 296 GT3	PROAM	17	18	16	1:46.179	3.584	0.623	157.8
18	23	Pellin Racing	ITA	Thor Haugen	USA	Paolo Ruberti	ITA	Ferrari 488 GT3 2020	PROAM	18	10	9	1:47.054	4.459	0.875	156.6
19	24	Greystone GT	GBR	Andrey Borodin	NLD	Oliver Webb	GBR	McLaren 720s GT3 Evo	PROAM	19	6	4	1:49.037	6.442	1.983	153.7

AM																
Cls	N°	Entrant/Team	Nat	Driver 1	Nat	Driver 2	Nat	Vehicle	Cat	Cls	Laps	Best	Time	Gap	Interval	Km/h
1	786	GetSpeed	DEU	Kiki Sak Nana	ITA	Adam Osieka	DEU	Mercedes AMG GT3 EVO	AM	1	22	5	1:43.249			162.3
2	65	Team Motopark	DEU	Heiko Neumann	DEU	Timo Rumpfkeil	DEU	Mercedes AMG GT3 EVO	AM	2	21	18	1:43.607	0.358	0.358	161.8
3	5	Olimp Racing	POL	Stanislav Jedlinski	POL	Krystian Korzeniowski	POL	Ferrari 296 GT3	AM	3	20	15	1:43.680	0.431	0.073	161.7
4	8	Il Barone Rampante	ITA	Giuseppe Cipriani	ITA			Lamborghini Huracan GT3 EVO	AM	4	12	6	1:45.148	1.899	1.468	159.4

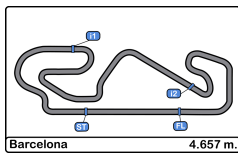
Published at:.....

Track Temp: 32.8 °C Air Temp: 29.4 °C Humidity: 58 % Track Status: DRY

Race Director:

Timekeeper:





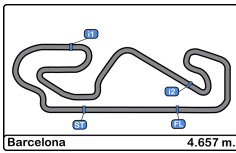
**Circuit de Barcelona**  
**International GT Open**  
**Free practice - 1**  
**Lap Analysis**



5							7							
Stanislaw Jedlinski							Ferrari 296 GT3							
AM							PROAM							
Krystian Korzeniewski							Tijmen van der Helm							
Olimp Racing							Car Collection Motorsport							
Lap	D	Time	Sector 1	Sector 2	Sector 3	T. Spd	Lap	D	Time	Sector 1	Sector 2	Sector 3	T. Spd	Elapsed
1		17:15:32.175	17:14:10.584	45.484	36.107	147.7	1		17:12:12.746	17:10:53.797	45.376	33.573	157.8	17:12:12.746
2		1:55.109	33.246	45.020	36.843	251.7	2		1:49.198	32.463	44.076	32.659	248.2	17:14:01.944
3		1:57.212	34.413	46.860	35.939	250.5	3		1:46.506	31.990	42.582	31.934	248.8	17:15:48.450
4		1:56.994	34.020	47.549	35.425	248.8	4		1:45.107	31.260	42.132	31.715	251.1	17:17:33.557
5		1:57.165	33.552	46.236	37.377	247.7	5		1:49.494	30.996	44.228	34.270	253.5	17:19:23.051
6		1:55.707	33.462	46.725	35.520	247.1	6		1:45.862	31.372	42.507	31.983	254.1	17:21:08.913
7		1:55.526	33.177	46.360	35.989	248.8	7		1:53.268 P	31.226	42.297	39.745	252.3	17:23:02.181
8		1:57.409	33.473	47.021	36.915	248.8	8		2:46.112	1:32.274	42.082	31.756	180.9	17:25:48.293
9		1:56.544	34.003	46.598	35.943	248.8	9		1:43.802	30.846	41.710	31.246	251.7	17:27:32.095
10		1:58.175	33.551	46.504	38.120	248.2	10		1:43.653	30.798	41.522	31.333	252.3	17:29:15.748
11		1:55.261	33.623	45.819	35.819	250.5	11		1:44.029	30.876	41.744	31.409	250.5	17:30:59.777
12		1:55.286	33.595	46.101	35.590	250.0	12		1:43.852	30.903	41.640	31.309	252.3	17:32:43.629
13		2:15.071 P	35.590	48.016	51.465	241.0	13		1:59.540 P	31.159	42.526	45.855	252.9	17:34:43.169
14		3:52.196	2:37.277	43.130	31.789	176.4	14		4:44.035	3:29.204	42.815	32.016	180.0	17:39:27.204
15		1:43.680	30.717	41.847	31.116	257.1	15		1:45.086	31.296	41.866	31.924	252.3	17:41:12.290
16		1:43.821	30.826	42.009	30.986	257.1	16		1:44.231	30.971	41.674	31.586	254.1	17:42:56.521
17		1:43.802	30.710	41.857	31.235	258.3	17		1:44.128	30.949	41.626	31.553	254.7	17:44:40.649
18		1:44.502	30.881	41.930	31.691	256.5	18		1:43.801	30.844	41.690	31.267	255.3	17:46:24.450
19		1:43.965	30.721	41.925	31.319	255.9	19		1:44.029	30.984	41.715	31.330	256.5	17:48:08.479
20		1:58.338 P	31.883	43.376	43.079	248.8	20		1:45.057	30.991	42.000	32.066	255.3	17:49:53.536
21							21		1:45.072	31.144	42.156	31.772	254.1	17:51:38.608
22							22		1:57.432 P	31.030	42.401	44.001	254.7	17:53:36.040

6							8							
Valentin Pierburg							Mercedes AMG GT3 EVO							
PROAM							AM							
Aaron Walker							Giuseppe Cipriani							
GetSpeed							Lamborghini Huracan GT3 EVO							
Lap	D	Time	Sector 1	Sector 2	Sector 3	T. Spd	Lap	D	Time	Sector 1	Sector 2	Sector 3	T. Spd	Elapsed
1		17:14:09.434	17:12:54.871	42.841	31.722	177.9	1		17:13:26.462	17:12:09.811	44.266	32.385	172.5	17:13:26.462
2		1:45.675	31.557	42.311	31.807	248.8	2		1:45.982	31.684	42.627	31.671	247.7	17:15:12.444
3		1:45.219	31.241	42.305	31.673	250.0	3		1:52.856	31.995	43.633	37.228	254.7	17:17:05.300
4		1:45.581	31.205	42.784	31.592	252.3	4		1:54.920 P	31.543	42.496	40.881	250.5	17:19:00.220
5		1:46.389	32.066	42.583	31.740	252.3	5		6:32.326	5:17.101	43.007	32.218	175.0	17:25:32.546
6		1:45.380	31.104	42.462	31.814	251.1	6		1:45.148	31.368	42.263	31.517	248.8	17:27:17.694
7		1:45.586	31.080	42.487	32.019	253.5	7		1:45.440	31.322	42.170	31.948	249.4	17:29:03.134
8		1:47.703	31.133	42.580	33.990	252.3	8		1:48.579	31.207	42.103	35.269	250.5	17:30:51.713
9		1:45.092	31.107	42.217	31.768	251.1	9		1:45.306	31.344	42.283	31.679	249.4	17:32:37.019
10		1:52.102 P	31.060	42.329	38.713	251.7	10		1:57.984 P	32.832	44.073	41.079	250.5	17:34:35.003
11		3:23.471	2:07.075	42.838	33.558	175.6	11		6:08.751	4:49.567	43.199	35.985	144.7	17:40:43.754
12		1:42.829	30.555	41.456	30.818	251.7	12		1:57.664 P	31.933	43.135	42.596	248.2	17:42:41.418
13		1:45.668	31.263	42.517	31.888	253.5	13							
14		1:47.828	30.540	42.477	34.811	253.5	14							
15		1:51.731 P	30.847	42.012	38.872	252.9	15							
16		2:52.412	1:35.742	44.026	32.644	138.1	16							
17		1:44.087	30.994	41.830	31.263	252.9	17							
18		1:43.920	30.855	41.997	31.068	252.9	18							
19		1:48.729	34.678	42.524	31.527	254.1	19							
20		1:44.363	30.778	42.050	31.535	252.9	20							
21		1:58.729 P	34.669	43.830	40.230	205.7	21							



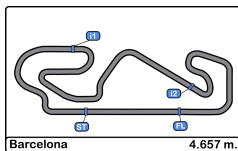


**Circuit de Barcelona**  
**International GT Open**  
**Free practice - 1**  
**Lap Analysis**



12							16										
Hash			Porsche 911 GT3 R (992)				Marcelo Hahn			Ferrari 296 GT3							
PROAM Alex Fontana			Car Collection Motorsport				PROAM Allam Khodair			AF Corse							
Lap	D	Time	Sector 1	Sector 2	Sector 3	T. Spd	Elapsed	Lap	D	Time	Sector 1	Sector 2	Sector 3	T. Spd	Elapsed		
1		17:13:39.709	17:12:23.814	43.004	32.891	176.7	17:13:39.709	1		17:16:53.112	17:15:36.141	42.818	34.153	169.8	17:16:53.112		
2		1:48.990	32.267	44.268	32.455	244.8	17:15:28.699	2		1:46.314	31.656	42.599	32.059	249.4	17:18:39.426		
3		1:47.856	32.253	43.409	32.194	247.7	17:17:16.555	3		1:44.980	31.186	42.162	31.632	252.3	17:20:24.406		
4		1:47.008	31.934	42.667	32.407	250.0	17:19:03.563	4		1:44.746	31.130	42.044	31.572	251.7	17:22:09.152		
5		1:47.116	31.856	42.946	32.314	249.4	17:20:50.679	5		1:45.354	31.088	42.349	31.917	253.5	17:23:54.506		
6		1:47.573	31.922	42.696	32.955	249.4	17:22:38.252	6		1:44.612	31.160	41.949	31.503	253.5	17:25:39.118		
7		1:46.422	31.657	42.660	32.105	250.0	17:24:24.674	7		1:44.431	30.895	42.058	31.478	253.5	17:27:23.549		
8		1:59.565	31.823	55.139	32.603	250.0	17:26:24.239	8		1:59.201 P	32.361	44.297	42.543	253.5	17:29:22.750		
9		1:46.539	31.959	42.565	32.015	247.1	17:28:10.778	9		9:27.888	8:05.414	44.322	38.152	175.6	17:38:50.638		
10		1:51.494 P	31.742	42.393	37.359	248.8	17:30:02.272	10		1:44.834	31.036	42.481	31.317	252.9	17:40:35.472		
11		2:57.892	1:42.440	42.190	33.262	177.6	17:33:00.164	11		1:43.810	30.719	41.849	31.242	252.3	17:42:19.282		
12		1:47.562	31.317	42.287	33.958	250.5	17:34:47.726	12		1:44.356	31.088	41.800	31.468	254.7	17:44:03.638		
13		1:45.150	31.639	42.124	31.387	247.7	17:36:32.876	13		1:44.306	30.888	42.069	31.349	254.1	17:45:47.944		
14		1:44.557	30.974	41.990	31.593	251.7	17:38:17.433	14		1:43.830	30.918	41.862	31.050	254.1	17:47:31.774		
15		1:44.973	31.036	42.245	31.692	252.9	17:40:02.406	15		1:53.699	36.961	44.360	32.378	254.1	17:49:25.473		
16		1:45.040	31.304	42.244	31.492	250.5	17:41:47.446	16		1:53.553 P	31.060	42.815	39.678	253.5	17:51:19.026		
17		1:45.451	31.274	42.175	32.002	251.7	17:43:32.897	<b>23</b>							Thor Haugen		Ferrari 488 GT3 2020
18		1:44.904	31.037	42.140	31.727	253.5	17:45:17.801	PROAM Paolo Ruberti			Pellin Racing						
19		1:45.366	31.326	42.417	31.623	251.7	17:47:03.167	<b>Lap</b>	<b>D</b>	<b>Time</b>	<b>Sector 1</b>	<b>Sector 2</b>	<b>Sector 3</b>	<b>T. Spd</b>	<b>Elapsed</b>		
20		1:47.348	33.173	42.565	31.610	252.3	17:48:50.515	1		17:15:11.464	17:13:50.276	45.422	35.766	145.7	17:15:11.464		
21		1:45.232	31.136	42.412	31.684	252.3	17:50:35.747	2		1:49.193	32.623	43.706	32.864	251.1	17:17:00.657		
22		1:57.811 P	33.688	44.069	40.054	251.7	17:52:33.558	3		1:48.662	32.324	43.388	32.950	251.1	17:18:49.319		
<b>14</b>							Piotr Wira				Mercedes AMG GT3 Evo						
PROAM Daan Arrow			Good Speed Racing Team				5				1:47.965	32.131	43.206	32.628	251.1	17:22:25.334	
<b>Lap</b>	<b>D</b>	<b>Time</b>	<b>Sector 1</b>	<b>Sector 2</b>	<b>Sector 3</b>	<b>T. Spd</b>	<b>Elapsed</b>	6		1:47.934	32.068	43.142	32.724	252.3	17:24:13.268		
1		17:11:55.071	17:10:37.316	44.620	33.135	163.1	17:11:55.071	7		1:48.947	32.465	43.783	32.699	251.1	17:26:02.215		
2		1:50.319	32.238	44.168	33.913	244.8	17:13:45.390	8		1:48.589	31.932	43.189	33.468	251.7	17:27:50.804		
3		1:49.961	32.704	43.986	33.271	244.3	17:15:35.351	9		1:47.054	31.751	42.927	32.376	251.7	17:29:37.858		
4		1:51.520	32.266	43.814	35.440	246.5	17:17:26.871	10		1:56.883 P	32.218	43.535	41.130	250.5	17:31:34.741		
5		1:48.846	32.465	43.482	32.899	245.4	17:19:15.717	<b>24</b>							Andrey Borodin		McLaren 720s GT3 Evo
6		1:48.302	32.036	43.429	32.837	248.2	17:21:04.019	PROAM Oliver Webb			Greystone GT						
7		1:48.052	32.137	43.314	32.601	247.7	17:22:52.071	<b>Lap</b>	<b>D</b>	<b>Time</b>	<b>Sector 1</b>	<b>Sector 2</b>	<b>Sector 3</b>	<b>T. Spd</b>	<b>Elapsed</b>		
8		1:58.207 P	32.288	43.477	42.442	248.2	17:24:50.278	1		17:13:33.055	17:12:16.240	43.470	33.345	171.9	17:13:33.055		
9		2:47.204	1:31.633	43.268	32.303	173.9	17:27:37.482	2		1:50.528 P	31.387	42.219	36.922	246.5	17:15:23.583		
10		1:47.382	31.770	43.317	32.295	248.2	17:29:24.864	3		3:13.408	1:57.659	42.480	33.269	179.7	17:18:36.991		
11		1:46.244	31.900	42.735	31.609	246.5	17:31:11.108	4		1:49.037 P	31.008	41.981	36.048	251.7	17:20:26.028		
12		1:47.988	31.407	42.576	34.005	249.4	17:32:59.096	5		2:01.720	48.762	42.053	30.905	181.5	17:22:27.748		
13		1:46.086	31.615	42.575	31.896	247.7	17:34:45.182	6		1:51.808 P	30.944	42.357	38.507	253.5	17:24:19.556		
14		1:45.556	31.364	42.467	31.725	250.0	17:36:30.738										
15		1:45.845	31.375	42.495	31.975	250.0	17:38:16.583										
16		1:47.246	31.524	43.397	32.325	250.5	17:40:03.829										
17		1:46.557	31.599	42.736	32.222	250.0	17:41:50.386										
18		1:59.288 P	33.132	44.969	41.187	250.5	17:43:49.674										
19		4:04.185	2:46.401	44.487	33.297	173.9	17:47:53.859										
20		1:47.055	32.089	42.847	32.119	247.7	17:49:40.914										
21		1:46.440	31.676	42.504	32.260	248.8	17:51:27.354										
22		2:01.318 P	31.970	43.243	46.105	250.0	17:53:28.672										





**Circuito de Barcelona**  
**International GT Open**  
**Free practice - 1**  
**Lap Analysis**



**25** Alessandro Cozzi Ferrari 296 GT3 **54** Dexter Müller Mercedes AMG GT3 EVO

PROAM Giorgio Sernagiotto							AF Corse						PROAM Yannick Mettler							CBRX by SPS					
Lap	D	Time	Sector 1	Sector 2	Sector 3	T. Spd	Elapsed	Lap	D	Time	Sector 1	Sector 2	Sector 3	T. Spd	Elapsed	Lap	D	Time	Sector 1	Sector 2	Sector 3	T. Spd	Elapsed		
1		17:19:21.858	17:18:02.037	46.654	33.167	174.4	17:19:21.858	1		17:16:17.617	17:15:01.201	43.434	32.982	126.9	17:16:17.617										
2		1:47.896	31.986	42.855	33.055	250.0	17:21:09.754	2		1:48.113	32.220	43.308	32.585	247.7	17:18:05.730										
3		1:46.641	31.520	42.801	32.320	252.3	17:22:56.395	3		1:47.449	32.020	43.036	32.393	248.2	17:19:53.179										
4		1:45.628	31.614	42.540	31.474	252.9	17:24:42.023	4		1:49.061	32.125	43.088	33.848	248.8	17:21:42.240										
5		1:45.727	31.409	42.548	31.770	252.9	17:26:27.750	5		1:47.475	31.792	43.126	32.557	250.5	17:23:29.715										
6		1:45.643	31.377	42.516	31.750	252.9	17:28:13.393	6		1:48.094	31.993	43.567	32.534	250.5	17:25:17.809										
7		1:50.840 P	31.371	42.443	37.026	254.1	17:30:04.233	7		1:55.694 P	32.236	43.802	39.656	251.1	17:27:13.503										
8		4:28.688	3:02.280	49.319	37.089	176.4	17:34:32.921	8		3:07.166 P	1:44.176	43.386	39.604	177.9	17:30:20.669										
9		1:44.471	30.979	42.176	31.316	252.9	17:36:17.392	9		7:10.531	5:54.182	42.947	33.402	138.8	17:37:31.200										
10		<b>1:43.928</b>	30.969	<b>41.771</b>	31.188	253.5	17:38:01.320	10		1:45.932	31.512	42.473	31.947	250.0	17:39:17.132										
11		1:52.181	31.026	47.152	34.003	254.1	17:39:53.501	11		1:45.696	31.429	42.565	31.702	250.0	17:41:02.828										
12		1:47.084	30.939	41.876	34.269	254.7	17:41:40.585	12		1:45.274	<b>31.314</b>	42.143	31.817	251.1	17:42:48.102										
13		1:44.542	30.880	42.388	31.274	255.9	17:43:25.127	13		1:45.703	31.626	42.173	31.904	251.1	17:44:33.805										
14		1:44.064	30.839	42.094	<b>31.131</b>	255.9	17:45:09.191	14		1:45.978	31.705	42.334	31.939	251.1	17:46:19.783										
15		1:44.693	<b>30.781</b>	41.835	32.077	255.9	17:46:53.884	15		<b>1:44.918</b>	31.332	42.230	<b>31.356</b>	251.1	17:48:04.701										
16		1:51.074 P	30.806	42.025	38.243	254.7	17:48:44.958	16		1:47.095	32.153	42.929	32.013	251.1	17:49:51.796										
17								17		1:45.436	31.618	<b>42.068</b>	31.750	251.1	17:51:37.232										
18								18		1:56.714 P	31.367	42.491	42.856	251.1	17:53:33.946										

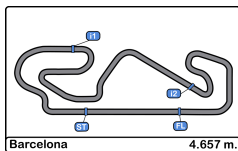
**27** Marco Pulcini Ferrari 296 GT3 **55** Laurent De Meeus Ferrari 296 GT3

PROAM Eddie Cheever Spirit of Race							PROAM Jamie Stanley AF Corse								
Lap	D	Time	Sector 1	Sector 2	Sector 3	T. Spd	Elapsed	Lap	D	Time	Sector 1	Sector 2	Sector 3	T. Spd	Elapsed
1		17:15:38.378	17:14:24.040	42.860	31.478	171.9	17:15:38.378	1		17:39:50.806	17:38:32.106	43.809	34.891	160.2	17:39:50.806
2		1:45.799	31.184	42.371	32.244	250.5	17:17:24.177	2		1:45.573	31.339	42.754	31.480	252.3	17:41:36.379
3		1:44.128	31.065	41.964	31.099	251.7	17:19:08.305	3		1:45.238	31.199	42.679	31.360	252.9	17:43:21.617
4		1:43.980	30.819	42.132	31.029	253.5	17:20:52.285	4		1:44.649	<b>30.904</b>	42.108	31.637	254.1	17:45:06.266
5		1:44.778	30.952	42.152	31.674	252.9	17:22:37.063	5		<b>1:44.376</b>	30.953	<b>42.069</b>	<b>31.354</b>	253.5	17:46:50.642
6		1:43.919	30.613	42.261	31.045	253.5	17:24:20.982	6		1:47.477	31.270	43.558	32.649	254.7	17:48:38.119
7		1:43.835	30.828	41.875	31.132	252.3	17:26:04.817	7		1:44.748	30.981	42.391	31.376	254.7	17:50:22.867
8		1:44.604	30.887	42.291	31.426	254.1	17:27:49.421	8		1:55.052 P	33.127	44.145	37.780	238.9	17:52:17.919
9		1:44.000	30.757	41.860	31.383	252.9	17:29:33.421								
10		1:45.164	31.108	41.939	32.117	254.1	17:31:18.585								
11		1:53.619 P	30.983	41.954	40.682	251.1	17:33:12.204								
12		3:01.174	1:47.804	42.024	31.346	175.8	17:36:13.378								
13		<b>1:42.595</b>	<b>30.408</b>	<b>41.481</b>	<b>30.706</b>	252.3	17:37:55.973								
14		1:43.208	30.546	41.767	30.895	252.9	17:39:39.181								
15		1:44.012	30.791	41.725	31.496	251.7	17:41:23.193								
16		1:44.965	31.179	42.272	31.514	254.7	17:43:08.158								
17		1:50.983 P	30.455	41.734	38.794	254.7	17:44:59.141								
18		3:26.403 P	1:57.334	47.689	41.380	156.7	17:48:25.544								

**65** Heiko Neumann Mercedes AMG GT3 EVO

AM Timo Rumpfkeil Team Motopark							
Lap	D	Time	Sector 1	Sector 2	Sector 3	T. Spd	Elapsed
1		17:13:43.679	17:12:28.487	43.015	32.177	178.2	17:13:43.679
2		1:45.658	31.294	42.531	31.833	248.8	17:15:29.337
3		1:45.502	31.680	42.285	31.537	252.3	17:17:14.839
4		1:44.609	31.311	42.191	31.107	250.0	17:18:59.448
5		1:44.311	30.948	42.155	31.208	251.1	17:20:43.759
6		1:45.513	31.642	42.515	31.356	251.1	17:22:29.272
7		1:44.802	31.098	42.336	31.368	252.9	17:24:14.074
8		1:45.620	31.449	42.684	31.487	254.1	17:25:59.694
9		1:45.783	30.979	42.719	32.085	252.3	17:27:45.477
10		1:44.766	31.486	42.131	31.149	252.9	17:29:30.243
11		1:49.720 P	31.200	42.332	36.188	250.5	17:31:19.963
12		4:56.457 P	3:32.193	45.064	39.200	152.5	17:36:16.420
13		3:02.753	1:44.511	46.701	31.541	179.4	17:39:19.173
14		1:49.666	30.927	44.386	34.353	252.3	17:41:08.839
15		1:43.773	30.843	41.897	31.033	251.7	17:42:52.612
16		1:45.179	30.860	42.666	31.653	254.1	17:44:37.791
17		1:44.016	30.761	41.974	31.281	252.9	17:46:21.807
18		<b>1:43.607</b>	<b>30.741</b>	<b>41.887</b>	<b>30.979</b>	253.5	17:48:05.414
19		1:44.619	31.075	42.059	31.485	253.5	17:49:50.033
20		1:44.188	30.995	41.998	31.195	251.7	17:51:34.221
21		1:58.487 P	31.186	42.075	45.226	251.1	17:53:32.708





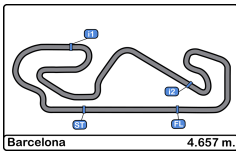
**Circuit de Barcelona**  
**International GT Open**  
**Free practice - 1**  
**Lap Analysis**



66							75									
PROAM			Stewart Proctor				McLaren 720S GT3			PROAM			Filip Salaquarda			
PROAM			Lewis Proctor				Greystone GT			PROAM			Libor Milota			
Lap	D	Time	Sector 1	Sector 2	Sector 3	T. Spd	Elapsed	Lap	D	Time	Sector 1	Sector 2	Sector 3	T. Spd	Elapsed	
1		17:12:24.480	17:11:08.234	44.215	32.031	159.5	17:12:24.480	1		17:12:41.677	17:11:26.465	43.198	32.014	175.3	17:12:41.677	
2		1:46.153	31.630	42.693	31.830	249.4	17:14:10.633	2		1:45.214	31.230	42.532	31.452	248.8	17:14:26.891	
3		1:46.384	31.299	43.134	31.951	251.1	17:15:57.017	3		1:44.390	31.061	42.152	31.177	250.0	17:16:11.281	
4		1:45.419	31.285	42.364	31.770	251.1	17:17:42.436	4		1:44.777	31.092	42.346	31.339	251.7	17:17:56.058	
5		1:45.439	31.229	42.150	32.060	252.9	17:19:27.875	5		1:44.475	30.965	42.049	31.461	251.1	17:19:40.533	
6		1:48.471	31.708	43.909	32.854	252.9	17:21:16.346	6		1:45.158	30.988	42.437	31.733	251.1	17:21:25.691	
7		1:48.595	31.554	43.088	33.953	251.7	17:23:04.941	7		1:46.947	31.104	44.078	31.765	251.7	17:23:12.638	
8		1:45.292	31.151	42.441	31.700	252.3	17:24:50.233	8		1:45.703	31.065	42.482	32.156	252.3	17:24:58.341	
9		1:44.744	30.944	42.005	31.795	251.1	17:26:34.977	9		1:44.451	31.103	42.065	31.283	250.5	17:26:42.792	
10		1:54.029 P	31.042	42.518	40.469	251.7	17:28:29.006	10		1:53.923 P	31.060	42.814	40.049	251.7	17:28:36.715	
11		3:26.674	2:12.231	42.639	31.804	173.9	17:31:55.680	11		3:05.655	1:49.537	42.645	33.473	178.5	17:31:42.370	
12		1:48.732	32.253	44.176	32.303	251.1	17:33:44.412	12		1:43.732	30.820	41.748	31.164	251.1	17:33:26.102	
13		1:46.410	31.566	42.478	32.366	254.1	17:35:30.822	13		1:43.813	30.815	41.876	31.122	252.3	17:35:09.915	
14		1:45.460	31.122	42.490	31.848	252.9	17:37:16.282	14		1:43.854	30.786	41.988	31.080	252.3	17:36:53.769	
15		1:45.498	31.113	42.480	31.905	252.3	17:39:01.780	15		1:56.393 P	32.574	43.591	40.228	252.3	17:38:50.162	
16		1:44.431	31.030	42.041	31.360	254.1	17:40:46.211	16		2:27.072	1:11.820	43.255	31.997	180.0	17:41:17.234	
17		1:46.293	31.144	42.819	32.330	252.3	17:42:32.504	17		1:44.380	31.003	41.994	31.383	252.3	17:43:01.614	
18		1:44.953	31.175	42.228	31.550	251.7	17:44:17.457	18		1:44.586	30.858	42.381	31.347	255.9	17:44:46.200	
19		1:45.131	31.185	42.142	31.804	253.5	17:46:02.588	19		1:50.090 P	30.839	42.101	37.150	253.5	17:46:36.290	
20		1:46.056	31.204	42.610	32.242	254.1	17:47:48.644	20		2:43.551 P	1:16.135	47.060	40.356	180.3	17:49:19.841	
21		1:47.890	32.509	43.257	32.124	251.7	17:49:36.534									
22		1:46.323	31.627	42.691	32.005	250.5	17:51:22.857									
23		1:55.838 P	31.716	42.758	41.364	251.1	17:53:18.695									

69							88									
PROAM			Michael Blanchemain				Mercedes AMG GT3 EVO			PROAM			Gino Forgione			
PROAM			Jim Pla				Scuderia Villorba Corse			PROAM			Michele Rugolo			
Lap	D	Time	Sector 1	Sector 2	Sector 3	T. Spd	Elapsed	Lap	D	Time	Sector 1	Sector 2	Sector 3	T. Spd	Elapsed	
1		17:15:10.756	17:13:51.087	44.991	34.678	163.6	17:15:10.756	1		17:17:39.080	17:16:23.016	43.526	32.538	133.6	17:17:39.080	
2		1:48.479	32.247	43.642	32.590	248.2	17:16:59.235	2		1:48.235	31.880	43.963	32.392	250.5	17:19:27.315	
3		1:47.827	31.973	43.368	32.486	248.8	17:18:47.062	3		1:48.333	31.871	43.795	32.667	253.5	17:21:15.648	
4		1:47.609	31.673	43.185	32.751	250.0	17:20:34.671	4		1:47.560	31.929	42.969	32.662	252.3	17:23:03.208	
5		1:47.492	31.744	43.695	32.053	248.2	17:22:22.163	5		2:01.368 P	33.539	45.929	41.900	253.5	17:25:04.576	
6		1:46.031	31.588	42.739	31.704	248.8	17:24:08.194	6		3:56.787	2:39.192	45.063	32.532	176.4	17:29:01.363	
7		1:46.132	31.740	42.384	32.008	248.8	17:25:54.326	7		1:47.260	31.739	42.737	32.784	250.0	17:30:48.623	
8		1:56.487 P	33.040	43.640	39.807	246.5	17:27:50.813	8		1:47.492	31.830	43.420	32.242	250.0	17:32:36.115	
9		3:42.424	2:27.789	42.823	31.812	175.3	17:31:33.237	9		1:47.564	31.568	43.651	32.345	251.7	17:34:23.679	
10		1:46.554	31.287	43.439	31.828	247.7	17:33:19.791	10		1:46.919	31.532	42.501	32.886	251.1	17:36:10.598	
11		1:45.593	31.611	42.415	31.567	249.4	17:35:05.384	11		1:47.120	31.363	42.807	32.950	251.7	17:37:57.718	
12		1:47.053	31.423	42.349	33.281	248.8	17:36:52.437	12		1:46.914	31.724	42.924	32.266	252.3	17:39:44.632	
13		1:45.924	31.846	42.367	31.711	244.8	17:38:38.361	13		1:46.301	31.384	42.776	32.141	252.9	17:41:30.933	
14		1:44.673	31.232	42.137	31.304	250.0	17:40:23.034	14		1:46.474	31.679	42.617	32.178	252.9	17:43:17.407	
15		1:45.437	31.240	42.480	31.717	250.0	17:42:08.471	15		1:46.578	31.677	42.724	32.177	253.5	17:45:03.985	
16		1:55.676 P	31.462	43.648	40.566	248.8	17:44:04.147	16		1:46.179	31.613	42.372	32.194	252.9	17:46:50.164	
17		2:54.801	1:39.547	43.576	31.678	178.5	17:46:58.948	17		1:46.719	31.333	42.718	32.668	252.9	17:48:36.883	
18		2:17.548	1:01.024	44.274	32.250	251.7	17:49:16.496	18		2:01.465 P	31.563	48.785	41.117	252.3	17:50:38.348	
19		1:45.525	31.435	42.386	31.704	248.2	17:51:02.021									
20		2:08.572 P	35.465	45.415	47.692	200.3	17:53:10.593									





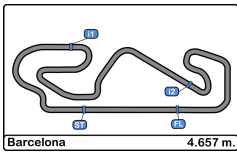
**Circuit de Barcelona**  
**International GT Open**  
**Free practice - 1**  
**Lap Analysis**



95 Morten Strömsted Mercedes AMG GT3 EVO							108 Ameerh Naran Mercedes AMG GT3 EVO								
PROAM Thomas Ikin			Team Motopark				PROAM Tom Jackson			GetSpeed					
Lap	D	Time	Sector 1	Sector 2	Sector 3	T. Spd	Elapsed	Lap	D	Time	Sector 1	Sector 2	Sector 3	T. Spd	Elapsed
1		17:19:55.731	17:18:41.285	42.982	31.464	170.6	17:19:55.731	1		17:15:10.017	17:13:52.749	43.646	33.622	176.7	17:15:10.017
2		1:45.178	31.270	42.329	31.579	251.1	17:21:40.909	2		1:48.306	31.594	43.192	33.520	248.2	17:16:58.323
3		1:44.478	31.048	42.025	31.405	250.5	17:23:25.387	3		1:47.982	31.812	43.426	32.744	249.4	17:18:46.305
4		1:45.103	31.073	42.457	31.573	251.7	17:25:10.490	4		1:47.779	31.692	43.423	32.664	249.4	17:20:34.084
5		1:44.380	31.225	41.841	31.314	251.1	17:26:54.870	5		1:49.655	31.717	45.117	32.821	248.8	17:22:23.739
6		1:50.392 P	31.424	42.126	36.842	251.1	17:28:45.262	6		1:47.222	31.720	43.086	32.416	250.5	17:24:10.961
7		5:11.766	3:57.794	42.423	31.549	178.8	17:33:57.028	7		1:47.262	31.622	43.090	32.550	250.0	17:25:58.223
8		1:44.610	31.092	42.142	31.376	249.4	17:35:41.638	8		1:46.994	31.575	43.059	32.360	249.4	17:27:45.217
9		1:44.540	31.103	42.127	31.310	249.4	17:37:26.178	9		1:47.716	32.544	42.826	32.346	249.4	17:29:32.933
10		1:44.870	31.279	42.250	31.341	249.4	17:39:11.048	10		1:47.928	32.757	42.680	32.491	250.0	17:31:20.861
11		1:44.916	31.305	42.249	31.362	251.1	17:40:55.964	11		2:01.146 P	31.389	42.765	46.992	251.7	17:33:22.007
12		1:45.160	31.352	42.291	31.517	250.5	17:42:41.124	12		3:47.457	2:32.054	43.376	32.027	180.9	17:37:09.464
13		1:44.966	31.245	42.336	31.385	250.5	17:44:26.090	13		1:45.871	31.487	42.697	31.687	248.2	17:38:55.335
14		1:45.417	31.266	42.628	31.523	251.1	17:46:11.507	14		1:45.420	31.394	42.205	31.821	251.7	17:40:40.755
15		1:44.976	31.176	42.251	31.549	251.1	17:47:56.483	15		1:52.627 P	31.868	42.675	38.084	249.4	17:42:33.382
16		1:45.428	31.372	42.537	31.519	252.3	17:49:41.911	16		3:27.042	2:10.704	43.589	32.749	180.3	17:46:00.424
17		1:46.044	31.540	42.562	31.942	252.3	17:51:27.955	17		1:48.958	31.717	44.332	32.909	250.5	17:47:49.382
18		2:02.178 P	32.215	42.932	47.031	252.3	17:53:30.133	18		1:47.836	32.072	43.272	32.492	251.1	17:49:37.218
19								19		1:47.899	31.654	43.775	32.470	251.7	17:51:25.117
20								20		2:01.188 P	32.174	43.863	45.151	250.0	17:53:26.305

99 Florian Scholze Audi R8 LMS GT3 Evo II							777 Marcin Jedlinski Audi R8 LMS GT3 Evo II								
PROAM Alex Arkin Aka			Tresor Attempto Racing				PROAM Karol Basz			Olimp Racing					
Lap	D	Time	Sector 1	Sector 2	Sector 3	T. Spd	Elapsed	Lap	D	Time	Sector 1	Sector 2	Sector 3	T. Spd	Elapsed
1		17:14:55.065	17:13:39.769	43.085	32.211	170.6	17:14:55.065	1		17:16:48.363	17:15:33.785	42.839	31.739	166.9	17:16:48.363
2		1:45.634	31.260	42.492	31.882	249.4	17:16:40.699	2		1:45.371	31.340	42.508	31.523	251.7	17:18:33.734
3		1:45.153	31.339	42.175	31.639	250.5	17:18:25.852	3		1:45.745	30.987	43.089	31.669	253.5	17:20:19.479
4		1:44.627	30.905	42.093	31.629	251.1	17:20:10.479	4		1:47.747	31.219	42.799	33.729	252.3	17:22:07.226
5		1:44.943	31.227	42.155	31.561	251.1	17:21:55.422	5		1:55.192 P	32.521	42.490	40.181	243.2	17:24:02.418
6		1:44.817	30.971	42.311	31.535	251.7	17:23:40.239	6		3:53.065	2:32.804	43.471	36.790	111.8	17:27:55.483
7		1:53.253 P	31.244	42.336	39.673	252.3	17:25:33.492	7		1:44.355	30.740	42.392	31.223	252.9	17:29:39.838
8		4:37.507	3:22.802	42.410	32.295	171.9	17:30:10.999	8		1:44.945	31.093	42.629	31.223	252.9	17:31:24.783
9		1:46.288	31.520	42.885	31.883	248.8	17:31:57.287	9		1:43.997	30.728	41.855	31.414	254.1	17:33:08.780
10		1:45.321	31.189	42.422	31.710	251.1	17:33:42.608	10		1:44.304	30.994	41.897	31.413	251.7	17:34:53.084
11		1:44.818	31.157	42.171	31.490	252.3	17:35:27.426	11		1:44.302	30.907	42.126	31.269	254.7	17:36:37.386
12		1:51.566 P	30.997	42.228	38.341	252.3	17:37:18.992	12		1:44.058	30.842	42.018	31.198	252.9	17:38:21.444
13		2:52.064	1:36.408	43.075	32.581	175.0	17:40:11.056	13		1:57.472 P	31.647	44.435	41.390	254.7	17:40:18.916
14		1:45.970	31.228	42.610	32.132	252.3	17:41:57.026								
15		1:45.486	31.373	42.334	31.779	252.3	17:43:42.512								
16		1:46.056	31.039	43.033	31.984	253.5	17:45:28.568								
17		1:45.342	31.245	42.395	31.702	252.3	17:47:13.910								
18		1:54.362	38.538	43.407	32.417	251.7	17:49:08.272								
19		1:45.097	31.184	42.101	31.812	250.5	17:50:53.369								
20		1:54.058 P	31.551	42.720	39.787	250.5	17:52:47.427								





**Circuit de Barcelona**  
**International GT Open**  
**Free practice - 1**  
**Lap Analysis**



**786**

Kiki Sak Nana

Mercedes AMG GT3 EVO

AM

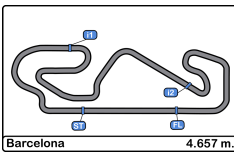
Adam Osieka

GetSpeed

Lap	D	Time	Sector 1	Sector 2	Sector 3	T. Spd	Elapsed
1		17:12:29.500	17:11:15.657	42.134	31.709	167.1	17:12:29.500
2		1:50.776	31.204	43.312	36.260	249.4	17:14:20.276
3		1:43.819	30.954	42.069	30.796	248.8	17:16:04.095
4		1:43.442	31.018	41.591	30.833	250.0	17:17:47.537
5		1:43.249	30.786	41.638	30.825	251.1	17:19:30.786
6		2:05.768	30.960	57.023	37.785	252.9	17:21:36.554
7		1:47.042	31.327	42.298	33.417	249.4	17:23:23.596
8		1:45.681	31.010	42.863	31.808	251.1	17:25:09.277
9		1:43.600	30.818	41.772	31.010	250.0	17:26:52.877
10		1:44.069	30.964	41.991	31.114	250.0	17:28:36.946
11		1:51.967 P	31.808	42.225	37.934	242.6	17:30:28.913
12		4:08.886	2:54.135	42.810	31.941	179.7	17:34:37.799
13		1:45.511	31.260	42.573	31.678	251.1	17:36:23.310
14		1:45.488	31.346	42.535	31.607	251.7	17:38:08.798
15		1:45.667	31.110	42.626	31.931	251.7	17:39:54.465
16		1:47.148	31.301	42.593	33.254	252.9	17:41:41.613
17		1:45.025	31.507	42.245	31.273	253.5	17:43:26.638
18		1:45.175	31.242	42.417	31.516	254.1	17:45:11.813
19		1:46.230	31.454	42.598	32.178	253.5	17:46:58.043
20		1:45.823	31.159	42.674	31.990	252.9	17:48:43.866
21		1:45.165	31.175	42.364	31.626	252.3	17:50:29.031
22		1:52.925 P	31.390	42.627	38.908	251.7	17:52:21.956





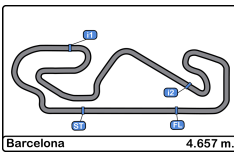


**Circuito de Barcelona**  
**International GT Open**  
**Free practice - 1**  
**Best Sectors Results**



Sector - 1			Sector - 2			Sector - 3			Ideal Lap vs Best Lap		
Clas	Nº Driver	Time	Nº Driver	Time	Nº Driver	Time	Clas	Nº Driver	Ideal Lap	Best Lap	Clas
1	27 Pulcini - Cheever	30.408	6 Pierburg - Walker	41.456	27 Pulcini - Cheever	30.706	1	27 Pulcini - Cheever	1:42.595	1:42.595	1
2	6 Pierburg - Walker	30.540	27 Pulcini - Cheever	41.481	786 Sak Nana - Osieka	30.796	2	6 Pierburg - Walker	1:42.814	1:42.829	2
3	5 Jedlinski - Korzeniowski	30.710	7 Mardini - van der Helm	41.522	6 Pierburg - Walker	30.818	3	786 Sak Nana - Osieka	1:43.173	1:43.249	3
4	16 Hahn - Khodair	30.719	786 Sak Nana - Osieka	41.591	24 Borodin - Webb	30.905	4	5 Jedlinski - Korzeniowski	1:43.543	1:43.680	6
5	777 Jedlinski - Basz	30.728	75 Salaquarda - Milota	41.748	65 Neumann - Rumpfkeil	30.979	5	7 Mardini - van der Helm	1:43.566	1:43.653	5
6	65 Neumann - Rumpfkeil	30.741	25 Cozzi - Sernagiotto	41.771	5 Jedlinski - Korzeniowski	30.986	6	16 Hahn - Khodair	1:43.569	1:43.810	8
7	25 Cozzi - Sernagiotto	30.781	16 Hahn - Khodair	41.800	16 Hahn - Khodair	31.050	7	65 Neumann - Rumpfkeil	1:43.607	1:43.607	4
8	786 Sak Nana - Osieka	30.786	95 Strömsted - Ikin	41.841	75 Salaquarda - Milota	31.080	8	75 Salaquarda - Milota	1:43.614	1:43.732	7
9	75 Salaquarda - Milota	30.786	5 Jedlinski - Korzeniowski	41.847	25 Cozzi - Sernagiotto	31.131	9	25 Cozzi - Sernagiotto	1:43.683	1:43.928	9
10	7 Mardini - van der Helm	30.798	777 Jedlinski - Basz	41.855	777 Jedlinski - Basz	31.198	10	777 Jedlinski - Basz	1:43.781	1:43.997	10
11	55 De Meeus - Stanley	30.904	65 Neumann - Rumpfkeil	41.887	7 Mardini - van der Helm	31.246	11	24 Borodin - Webb	1:43.830	1:49.037	23
12	99 Scholze - Arkin Aka	30.905	24 Borodin - Webb	41.981	69 Blanchemain - Pla	31.304	12	95 Strömsted - Ikin	1:44.199	1:44.380	12
13	24 Borodin - Webb	30.944	12 Hash - Fontana	41.990	95 Strömsted - Ikin	31.310	13	66 Proctor - Proctor	1:44.309	1:44.431	13
14	66 Proctor - Proctor	30.944	66 Proctor - Proctor	42.005	55 De Meeus - Stanley	31.354	14	55 De Meeus - Stanley	1:44.327	1:44.376	11
15	12 Hash - Fontana	30.974	54 Müller - Mettler	42.068	54 Müller - Mettler	31.356	15	12 Hash - Fontana	1:44.351	1:44.557	14
16	95 Strömsted - Ikin	31.048	55 De Meeus - Stanley	42.069	66 Proctor - Proctor	31.360	16	99 Scholze - Arkin Aka	1:44.488	1:44.627	15
17	8 Giuseppe Cipriani	31.207	99 Scholze - Arkin Aka	42.093	12 Hash - Fontana	31.387	17	69 Blanchemain - Pla	1:44.673	1:44.673	16
18	69 Blanchemain - Pla	31.232	8 Giuseppe Cipriani	42.103	99 Scholze - Arkin Aka	31.490	18	54 Müller - Mettler	1:44.738	1:44.918	17
19	54 Müller - Mettler	31.314	69 Blanchemain - Pla	42.137	8 Giuseppe Cipriani	31.517	19	8 Giuseppe Cipriani	1:44.827	1:45.148	18
20	88 Forgione - Rugolo	31.333	108 Naran - Jackson	42.205	14 Wira - Arrow	31.609	20	108 Naran - Jackson	1:45.281	1:45.420	19
21	14 Wira - Arrow	31.364	88 Forgione - Rugolo	42.372	108 Naran - Jackson	31.687	21	14 Wira - Arrow	1:45.440	1:45.556	20
22	108 Naran - Jackson	31.389	14 Wira - Arrow	42.467	88 Forgione - Rugolo	32.141	22	88 Forgione - Rugolo	1:45.846	1:46.179	21
23	23 Haugen - Ruberti	31.751	23 Haugen - Ruberti	42.927	23 Haugen - Ruberti	32.376	23	23 Haugen - Ruberti	1:47.054	1:47.054	22



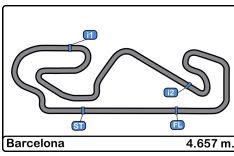


**Circuito de Barcelona**  
**International GT Open**  
**Free practice - 1**  
**Best 5 Lap Times**



Cl	N° Entrant/Team	Nat	Driver 1	Nat	Driver 2	Nat	Vehicle	Cat	Cl	Best 1		Best 2		Best 3		Best 4		Best 5	
										Time	Lap	Time	Lap	Time	Lap	Time	Lap	Time	Lap
1	27 Spirit of Race	CH	Marco Pulcini	MD	Eddie Cheever	IT	Ferrari 296 GT3	PROAM	1	1:42.595	13	1:43.208	14	1:43.835	7	1:43.919	6	1:43.980	4
2	6 GetSpeed	DE	Valentin Pierburg	DE	Aaron Walker	GB	Mercedes AMG GT3 EVO	PROAM	2	1:42.829	12	1:43.920	18	1:44.087	17	1:44.363	20	1:45.092	9
3	786 GetSpeed	DE	Kiki Sak Nana	TH	Adam Osieka	DE	Mercedes AMG GT3 EVO	AM	1	1:43.249	5	1:43.442	4	1:43.600	9	1:43.819	3	1:44.069	10
4	65 Team Motopark	DE	Heiko Neumann	DE	Timo Rumpfkeil	DE	Mercedes AMG GT3 EVO	AM	2	1:43.607	18	1:43.773	15	1:44.016	17	1:44.188	20	1:44.311	5
5	7 Car Collection Motorsport	DE	Bashar Mardini	CA	Tijmen van der Helm	NL	Porsche 911 GT3 R (992)	PROAM	3	1:43.653	10	1:43.801	18	1:43.802	9	1:43.852	12	1:44.029	11
6	5 Olimp Racing	PL	Stanislaw Jedlinski	PL	Krystian Korzeniowski	PL	Ferrari 296 GT3	AM	3	1:43.680	15	1:43.802	17	1:43.821	16	1:43.965	19	1:44.502	18
7	75 ISR Racing	CZ	Filip Salaquarda	CZ	Libor Milota	CZ	Audi R8 LMS GT3 Evo II	PROAM	4	1:43.732	12	1:43.813	13	1:43.854	14	1:44.380	17	1:44.390	3
8	16 AF Corse	IT	Marcelo Hahn	BR	Allam Khodair	BR	Ferrari 296 GT3	PROAM	5	1:43.810	11	1:43.830	14	1:44.306	13	1:44.356	12	1:44.431	7
9	25 AF Corse	IT	Alessandro Cozzi	MD	Giorgio Sernagiotto	IT	Ferrari 296 GT3	PROAM	6	1:43.928	10	1:44.064	14	1:44.471	9	1:44.542	13	1:44.693	15
10	777 Olimp Racing	PL	Marcin Jedlinski	PL	Karol Basz	PL	Audi R8 LMS GT3 Evo II	PROAM	7	1:43.997	9	1:44.058	12	1:44.302	11	1:44.304	10	1:44.355	7
11	55 AF Corse	IT	Laurent De Meeus	BE	Jamie Stanley	GB	Ferrari 296 GT3	PROAM	8	1:44.376	5	1:44.649	4	1:44.748	7	1:45.238	3	1:45.573	2
12	95 Team Motopark	DE	Morten Strömsted	DK	Thomas Ikin	GB	Mercedes AMG GT3 EVO	PROAM	9	1:44.380	5	1:44.478	3	1:44.540	9	1:44.610	8	1:44.870	10
13	66 Greystone GT	GB	Stewart Proctor	GB	Lewis Proctor	GB	McLaren 720S GT3	PROAM	10	1:44.431	16	1:44.744	9	1:44.953	18	1:45.131	19	1:45.292	8
14	12 Car Collection Motorsport	DE	Hash	US	Alex Fontana	CH	Porsche 911 GT3 R (992)	PROAM	11	1:44.557	14	1:44.904	18	1:44.973	15	1:45.040	16	1:45.150	13
15	99 Tresor Attempto Racing	DE	Florian Scholze	DE	Alex Arkin Aka	DE	Audi R8 LMS GT3 Evo II	PROAM	12	1:44.627	4	1:44.817	6	1:44.818	11	1:44.943	5	1:45.097	19
16	69 Scuderia Villorba Corse	IT	Michael Blanchemain	FR	Jim Pla	FR	Mercedes AMG GT3 EVO	PROAM	13	1:44.673	14	1:45.437	15	1:45.525	19	1:45.593	11	1:45.924	13
17	54 CBRX by SPS	DE	Dexter Müller	CH	Yannick Mettler	CH	Mercedes AMG GT3 EVO	PROAM	14	1:44.918	15	1:45.274	12	1:45.436	17	1:45.696	11	1:45.703	13
18	8 Il Barone Rampante	IT	Giuseppe Cipriani	IT			Lamborghini Huracan GT3 EVO	AM	4	1:45.148	6	1:45.306	9	1:45.440	7	1:45.982	2	1:48.579	8
19	108 Vimana by GetSpeed	DE	Ameerh Naran	GB	Tom Jackson	GB	Mercedes AMG GT3 EVO	PROAM	15	1:45.420	14	1:45.871	13	1:46.994	8	1:47.222	6	1:47.262	7
20	14 Good Speed Racing Team	PL	Piotr Wira	PL	Daan Arrow	NL	Mercedes AMG GT3 EVO	PROAM	16	1:45.556	14	1:45.845	15	1:46.086	13	1:46.244	11	1:46.440	21
21	88 Spirit of Race	CH	Gino Forgione	CH	Michele Rugolo	IT	Ferrari 296 GT3	PROAM	17	1:46.179	16	1:46.301	13	1:46.474	14	1:46.578	15	1:46.719	17
22	23 Pellin Racing	IT	Thor Haugen	US	Paolo Ruberti	IT	Ferrari 488 GT3 2020	PROAM	18	1:47.054	9	1:47.934	6	1:47.965	5	1:48.050	4	1:48.589	8
23	24 Greystone GT	GB	Andrey Borodin	MD	Oliver Webb	GB	McLaren 720s GT3 Evo	PROAM	19	1:49.037	4	1:50.528	2	1:51.808	6	2:01.720	5	3:13.408	3



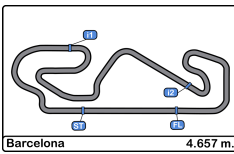


**Circuito de Barcelona**  
**International GT Open**  
**Free practice - 1**  
**Best 5 Top Speeds**



Cl	N° Entrant/Team	Nat	Driver 1	Nat	Driver 2	Nat	Vehicle	Cat	Cl	Top 1		Top 2		Top 3		Top 4		Top 5		Avg
										Km/h	Lap	Km/h	Lap	Km/h	Lap	Km/h	Lap	Km/h	Lap	
1	5 Olimp Racing	POL	Stanislaw Jedlinski	POL	Krystian Korzeniowski	POL	Ferrari 296 GT3	AM	1	258.3	17	257.1	15	257.1	16	256.5	18	255.9	19	257.0
2	7 Car Collection Motorsport	DEU	Bashar Mardini	CAN	Tijmen van der Helm	NLD	Porsche 911 GT3 R (992)	PROAM	1	256.5	19	255.3	18	255.3	20	254.7	17	254.7	22	255.3
3	25 AF Corse	ITA	Alessandro Cozzi	MCO	Giorgio Sernagiotto	ITA	Ferrari 296 GT3	PROAM	2	255.9	13	255.9	14	255.9	15	254.7	12	254.7	16	255.4
4	75 ISR Racing	CZE	Filip Salaquarda	CZE	Libor Milota	CZE	Audi R8 LMS GT3 Evo II	PROAM	3	255.9	18	253.5	19	252.3	8	252.3	13	252.3	14	253.2
5	8 Il Barone Rampante	ITA	Giuseppe Cipriani	ITA			Lamborghini Huracan GT3 EVO	AM	2	254.7	3	250.5	4	250.5	8	250.5	10	249.4	7	251.1
6	16 AF Corse	ITA	Marcelo Hahn	BRA	Allam Khodair	BRA	Ferrari 296 GT3	PROAM	4	254.7	12	254.1	13	254.1	14	254.1	15	253.5	5	254.1
7	27 Spirit of Race	CHE	Marco Pulcini	MCO	Eddie Cheever	ITA	Ferrari 296 GT3	PROAM	5	254.7	16	254.7	17	254.1	8	254.1	10	253.5	4	254.2
8	55 AF Corse	ITA	Laurent De Meeus	BEL	Jamie Stanley	GBR	Ferrari 296 GT3	PROAM	6	254.7	6	254.7	7	254.1	4	253.5	5	252.9	3	254.0
9	777 Olimp Racing	POL	Marcin Jedlinski	POL	Karol Basz	POL	Audi R8 LMS GT3 Evo II	PROAM	7	254.7	11	254.7	13	254.1	9	253.5	3	252.9	7	254.0
10	6 GetSpeed	DEU	Valentin Pierburg	DEU	Aaron Walker	GBR	Mercedes AMG GT3 EVO	PROAM	8	254.1	19	253.5	7	253.5	13	253.5	14	252.9	15	253.5
11	65 Team Motopark	DEU	Heiko Neumann	DEU	Timo Rumpfkeil	DEU	Mercedes AMG GT3 EVO	AM	3	254.1	8	254.1	16	253.5	18	253.5	19	252.9	7	253.6
12	66 Greystone GT	GBR	Stewart Proctor	GBR	Lewis Proctor	GBR	McLaren 720S GT3	PROAM	9	254.1	13	254.1	16	254.1	20	253.5	19	252.9	5	253.7
13	786 GetSpeed	DEU	Kiki Sak Nana	THA	Adam Osieka	DEU	Mercedes AMG GT3 EVO	AM	4	254.1	18	253.5	17	253.5	19	252.9	6	252.9	16	253.4
14	12 Car Collection Motorsport	DEU	Hash	USA	Alex Fontana	CHE	Porsche 911 GT3 R (992)	PROAM	10	253.5	18	252.9	15	252.3	20	252.3	21	251.7	14	252.5
15	24 Greystone GT	GBR	Andrey Borodin	USA	Oliver Webb	ITA	McLaren 720s GT3 Evo	PROAM	11	253.5	6	251.7	4	246.5	2	181.5	5	179.7	3	222.6
16	88 Spirit of Race	CHE	Gino Forgione	CHE	Michele Rugolo	ITA	Ferrari 296 GT3	PROAM	12	253.5	3	253.5	5	253.5	15	252.9	13	252.9	14	253.2
17	99 Tresor Attempto Racing	DEU	Florian Scholze	DEU	Alex Arkin Aka	DEU	Audi R8 LMS GT3 Evo II	PROAM	13	253.5	16	252.3	7	252.3	11	252.3	12	252.3	14	252.5
18	23 Pellin Racing	ITA	Thor Haugen	USA	Paolo Ruberti	ITA	Ferrari 488 GT3 2020	PROAM	14	252.3	4	252.3	6	251.7	8	251.7	9	251.1	2	251.8
19	95 Team Motopark	DEU	Morten Strömsted	DNK	Thomas Ikin	GBR	Mercedes AMG GT3 EVO	PROAM	15	252.3	16	252.3	17	252.3	18	251.7	4	251.1	2	251.9
20	69 Scuderia Villorba Corse	ITA	Michael Blanchemain	FRN	Jim Pla	FRN	Mercedes AMG GT3 EVO	PROAM	16	251.7	18	250.0	4	250.0	14	250.0	15	249.4	11	250.2
21	108 Vimana by GetSpeed	DEU	Ameerh Naran	ZWE	Tom Jackson	GBR	Mercedes AMG GT3 EVO	PROAM	17	251.7	11	251.7	14	251.7	19	251.1	18	250.5	6	251.3
22	54 CBRX by SPS	DEU	Dexter Müller	CHE	Yannick Mettler	CHE	Mercedes AMG GT3 EVO	PROAM	18	251.1	7	251.1	12	251.1	13	251.1	14	251.1	15	251.1
23	14 Good Speed Racing Team	POL	Piotr Wira	POL	Daan Arrow	NLD	Mercedes AMG GT3 EVO	PROAM	19	250.5	16	250.5	18	250.0	14	250.0	15	250.0	17	250.2



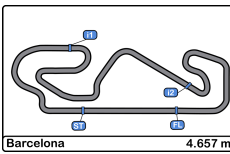


**Circuito de Barcelona**  
**International GT Open**  
**Free practice - 1**  
**Fastest Laps Sequence**



Lap	Time of Day	Session Time	Nº Entrant/Team	Nat	Driver 1	Nat	Driver 2	Nat	Vehicle	Cat	Time	Km/h
2	17:13:45.390	3:45.390	14 Good Speed Racing Team		Piotr Wira		Daan Arrow		Mercedes AMG GT3 EVO	PROAM	1:50.319	151.9
2	17:14:01.944	4:01.944	7 Car Collection Motorsport		Bashar Mardini		Tijmen van der Helm		Porsche 911 GT3 R (992)	PROAM	1:49.198	153.5
2	17:14:10.633	4:10.633	66 Greystone GT		Stewart Proctor		Lewis Proctor		McLaren 720S GT3	PROAM	1:46.153	157.9
2	17:14:26.891	4:26.891	75 ISR Racing		Filip Salaquarda		Libor Milota		Audi R8 LMS GT3 Evo II	PROAM	1:45.214	159.3
3	17:16:04.095	6:04.095	786 GetSpeed		Kiki Sak Nana		Adam Osieka		Mercedes AMG GT3 EVO	AM	1:43.819	161.4
4	17:17:47.537	7:47.537	786 GetSpeed		Kiki Sak Nana		Adam Osieka		Mercedes AMG GT3 EVO	AM	1:43.442	162.0
5	17:19:30.786	9:30.786	786 GetSpeed		Kiki Sak Nana		Adam Osieka		Mercedes AMG GT3 EVO	AM	1:43.249	162.3
12	17:35:14.461	25:14.461	6 GetSpeed		Valentin Pierburg		Aaron Walker		Mercedes AMG GT3 EVO	PROAM	1:42.829	163.0
13	17:37:55.973	27:55.973	27 Spirit of Race		Marco Pulcini		Eddie Cheever		Ferrari 296 GT3	PROAM	1:42.595	163.4





# Circuito de Barcelona

## International GT Open

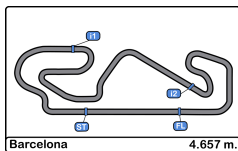
### Free practice - 1

#### Event Best Maximum Speed



Nº	Entrant/Team	Nat	Driver 1	Nat	Driver 2	Nat	Vehicle	Cat	Km/h	Session
5	Olimp Racing		Stanislaw Jedlinski		Krystian Korzeniowski		Ferrari 296 GT3	AM	258.9	Private test 2
777	Olimp Racing		Marcin Jedlinski		Karol Basz		Audi R8 LMS GT3 Evo II	PROAM	258.9	Private test 2
51	Spirit of Race		Nicola Marinangeli		Vincent Abril		Ferrari 296 GT3	PRO	258.9	Private test 2
1	Eastalent Racing		Simon Reicher		Christopher Haase		Audi R8 LMS GT3 Evo II	PRO	258.3	Private test 1
99	Tresor Attempto Racing		Florian Scholze		Alex Arkin Aka		Audi R8 LMS GT3 Evo II	PROAM	257.7	Private test 2
7	Car Collection Motorsport		Bashar Mardini		Tijmen van der Helm		Porsche 911 GT3 R (992)	PROAM	257.7	Private test 2
16	AF Corse		Marcelo Hahn		Allam Khodair		Ferrari 296 GT3	PROAM	257.7	Private test 2
33	Greystone GT		Dean Macdonald		James Kell		McLaren 720s GT3 Evo	PRO	257.1	Private test 1
88	Spirit of Race		Gino Forgione		Michele Rugolo		Ferrari 296 GT3	PROAM	257.1	Private test 1
25	AF Corse		Alessandro Cozzi		Giorgio Sernagiotto		Ferrari 296 GT3	PROAM	257.1	Private test 2
75	ISR Racing		Filip Salaquarda		Libor Milota		Audi R8 LMS GT3 Evo II	PROAM	256.5	Private test 1
55	AF Corse		Laurent De Meeus		Jamie Stanley		Ferrari 296 GT3	PROAM	256.5	Private test 1
66	Greystone GT		Stewart Proctor		Lewis Proctor		McLaren 720S GT3	PROAM	256.5	Private test 2
12	Car Collection Motorsport		Hash		Alex Fontana		Porsche 911 GT3 R (992)	PROAM	255.9	Private test 1
17	Team Motopark		Diego Menchaca		Marcos Siebert		Mercedes AMG GT3 EVO	PRO	255.9	Private test 2
27	Spirit of Race		Marco Pulcini		Eddie Cheever		Ferrari 296 GT3	PROAM	255.9	Private test 2
23	Pellin Racing		Thor Haugen		Paolo Ruberti		Ferrari 488 GT3 2020	PROAM	255.9	Private test 2
96	Team Motopark		Lukas Dunner		Julian Hanses		Mercedes AMG GT3 EVO	PRO	255.9	Private test 2
6	GetSpeed		Valentin Pierburg		Aaron Walker		Mercedes AMG GT3 EVO	PROAM	255.3	Private test 1
95	Team Motopark		Morten Strömsted		Thomas Ikin		Mercedes AMG GT3 EVO	PROAM	255.3	Private test 1
20	SPS Automotive Performance		Dominik Baumann		Mikael Pitamber		Mercedes AMG GT3 EVO	PRO	255.3	Private test 1
8	Il Barone Rampante		Giuseppe Cipriani				Lamborghini Huracan GT3 EVO	AM	255.3	Private test 1
14	Good Speed Racing Team		Piotr Wira		Daan Arrow		Mercedes AMG GT3 EVO	PROAM	255.3	Private test 2
9	GetSpeed		Anthony Bartone		Fabian Schiller		Mercedes AMG GT3 EVO	PRO	255.3	Private test 2
54	CBRX by SPS		Dexter Müller		Yannick Mettler		Mercedes AMG GT3 EVO	PROAM	254.7	Private test 1
63	Oregon Team		Alberto Di Folco		Leonardo Pulcini		Lamborghini Huracan GT3 EVO2	PRO	254.7	Private test 2
24	Greystone GT		Andrey Borodin		Oliver Webb		McLaren 720s GT3 Evo	PROAM	254.7	Private test 2
10	Oregon Team		Alessio Deledda		Jordan Pepper		Lamborghini Huracan GT3 EVO2	PRO	254.7	Private test 2
69	Scuderia Villorba Corse		Michael Blanchemain		Jim Pla		Mercedes AMG GT3 EVO	PROAM	254.1	Private test 2
15	Car Collection Motorsport		Gustav Bergström		Nico Menzel		Porsche 911 GT3 R (992)	PRO	254.1	Private test 2
65	Team Motopark		Heiko Neumann		Timo Rumpfkeil		Mercedes AMG GT3 EVO	AM	254.1	Free practice - 1
786	GetSpeed		Kiki Sak Nana		Adam Osieka		Mercedes AMG GT3 EVO	AM	254.1	Free practice - 1
42	Leipert Motorsport		Mark Wallenwein		Maciej Blazek		Lamborghini Huracan GT3 EVO2	PROAM	251.7	Private test 1
108	Vimana by GetSpeed		Ameerh Naran		Tom Jackson		Mercedes AMG GT3 EVO	PROAM	251.7	Free practice - 1
19	Oregon Team		Marzio Moretti		Artëm Petrov		Lamborghini Huracan GT3 EVO2	PRO	251.1	Private test 2





**Circuit de Barcelona  
International GT Open  
Free practice - 1  
Pit Stop Analysis**



**5** Stanislaw Jedlinski Ferrari 296 GT3  
AM Krystian Korzeniowski Olimp Racing

Nº	In Day Time	In Time	Out Time	Pit Time	T. Pit Time	Handicap	Diff.
1	17:39:03.826	17:39:03.826	17:41:13.195	2:09.369	2:09.369		

**6** Valentin Pierburg Mercedes AMG GT3 EVO  
PROAM Aaron Walker GetSpeed

Nº	In Day Time	In Time	Out Time	Pit Time	T. Pit Time	Handicap	Diff.
1	17:30:04.312	17:30:04.312	17:31:41.573	1:37.261	1:37.261		
2	17:40:35.877	17:40:35.877	17:41:41.629	1:05.752	2:43.013		

**7** Bashar Mardini Porsche 911 GT3 R (992)  
PROAM Tijmen van der Helm Car Collection Motorsport

Nº	In Day Time	In Time	Out Time	Pit Time	T. Pit Time	Handicap	Diff.
1	17:22:58.398	17:22:58.398	17:24:03.579	1:05.181	1:05.181		
2	17:34:39.399	17:34:39.399	17:37:40.724	3:01.325	4:06.506		

**8** Giuseppe Cipriani Lamborghini Huracan GT3 EVO  
AM Il Barone Rampante

Nº	In Day Time	In Time	Out Time	Pit Time	T. Pit Time	Handicap	Diff.
1	17:18:56.470	17:18:56.470	17:23:45.307	4:48.837	4:48.837		
2	17:34:31.236	17:34:31.236	17:38:50.844	4:19.608	9:08.445		

**12** Hash Porsche 911 GT3 R (992)  
PROAM Alex Fontana Car Collection Motorsport

Nº	In Day Time	In Time	Out Time	Pit Time	T. Pit Time	Handicap	Diff.
1	17:29:58.180	17:29:58.180	17:31:13.643	1:15.463	1:15.463		

**14** Piotr Wira Mercedes AMG GT3 EVO  
PROAM Daan Arrow Good Speed Racing Team

Nº	In Day Time	In Time	Out Time	Pit Time	T. Pit Time	Handicap	Diff.
1	17:24:46.528	17:24:46.528	17:25:49.005	1:02.477	1:02.477		
2	17:43:45.919	17:43:45.919	17:45:57.841	2:11.922	3:14.399		

**16** Marcelo Hahn Ferrari 296 GT3  
PROAM Allam Khodair AF Corse

Nº	In Day Time	In Time	Out Time	Pit Time	T. Pit Time	Handicap	Diff.
1	17:29:15.960	17:29:15.960	17:36:55.245	7:39.285	7:39.285		

**24** Andrey Borodin McLaren 720s GT3 Evo  
PROAM Oliver Webb Greystone GT

Nº	In Day Time	In Time	Out Time	Pit Time	T. Pit Time	Handicap	Diff.
1	17:15:19.745	17:15:19.745	17:16:49.968	1:30.223	1:30.223		
2	17:20:22.204	17:20:22.204	17:20:44.462	22.258	1:52.481		

**25** Alessandro Cozzi Ferrari 296 GT3  
PROAM Giorgio Sernagiotto AF Corse

Nº	In Day Time	In Time	Out Time	Pit Time	T. Pit Time	Handicap	Diff.
1	17:30:00.311	17:30:00.311	17:32:33.088	2:32.777	2:32.777		

**27** Marco Pulcini Ferrari 296 GT3  
PROAM Eddie Cheever Spirit of Race

Nº	In Day Time	In Time	Out Time	Pit Time	T. Pit Time	Handicap	Diff.
1	17:33:08.412	17:33:08.412	17:34:28.639	1:20.227	1:20.227		
2	17:44:55.334	17:44:55.334	17:46:19.489	1:24.155	2:44.382		

**54** Dexter Müller Mercedes AMG GT3 EVO  
PROAM Yannick Mettler CBRX by SPS

Nº	In Day Time	In Time	Out Time	Pit Time	T. Pit Time	Handicap	Diff.
1	17:27:09.714	17:27:09.714	17:28:25.390	1:15.676	1:15.676		
2	17:30:16.718	17:30:16.718	17:35:41.494	5:24.776	6:40.452		

**65** Heiko Neumann Mercedes AMG GT3 EVO  
AM Timo Rumpfkeil Team Motopark

Nº	In Day Time	In Time	Out Time	Pit Time	T. Pit Time	Handicap	Diff.
1	17:31:16.067	17:31:16.067	17:34:15.206	2:59.139	2:59.139		
2	17:36:12.616	17:36:12.616	17:37:28.433	1:15.817	4:14.956		

**66** Stewart Proctor McLaren 720S GT3  
PROAM Lewis Proctor Greystone GT

Nº	In Day Time	In Time	Out Time	Pit Time	T. Pit Time	Handicap	Diff.
1	17:28:25.161	17:28:25.161	17:30:08.577	1:43.416	1:43.416		

**69** Michael Blanchemain Mercedes AMG GT3 EVO  
PROAM Jim Pla Scuderia Villorba Corse

Nº	In Day Time	In Time	Out Time	Pit Time	T. Pit Time	Handicap	Diff.
1	17:27:46.939	17:27:46.939	17:29:46.229	1:59.290	1:59.290		
2	17:44:00.304	17:44:00.304	17:45:11.455	1:11.151	3:10.441		

**75** Filip Salaquarda Audi R8 LMS GT3 Evo II  
PROAM Libor Milota ISR Racing

Nº	In Day Time	In Time	Out Time	Pit Time	T. Pit Time	Handicap	Diff.
1	17:28:32.734	17:28:32.734	17:29:51.987	1:19.253	1:19.253		
2	17:38:45.778	17:38:45.778	17:39:30.185	44.407	2:03.660		
3	17:46:32.140	17:46:32.140	17:47:12.993	40.853	2:44.513		

**88** Gino Forgione Ferrari 296 GT3  
PROAM Michele Rugolo Spirit of Race

Nº	In Day Time	In Time	Out Time	Pit Time	T. Pit Time	Handicap	Diff.
1	17:25:00.835	17:25:00.835	17:27:10.999	2:10.164	2:10.164		

**95** Morten Strömsted Mercedes AMG GT3 EVO  
PROAM Thomas Ikin Team Motopark

Nº	In Day Time	In Time	Out Time	Pit Time	T. Pit Time	Handicap	Diff.
1	17:28:41.452	17:28:41.452	17:32:12.196	3:30.744	3:30.744		

**99** Florian Scholze Audi R8 LMS GT3 Evo II  
PROAM Alex Arkin Aka Tresor Attempto Racing

Nº	In Day Time	In Time	Out Time	Pit Time	T. Pit Time	Handicap	Diff.
1	17:25:29.447	17:25:29.447	17:28:23.312	2:53.865	2:53.865		
2	17:37:14.837	17:37:14.837	17:38:23.033	1:08.196	4:02.061		

**108** Ameerh Naran Mercedes AMG GT3 EVO  
PROAM Tom Jackson GetSpeed

Nº	In Day Time	In Time	Out Time	Pit Time	T. Pit Time	Handicap	Diff.
1	17:33:18.219	17:33:18.219	17:35:22.459	2:04.240	2:04.240		
2	17:42:29.574	17:42:29.574	17:44:12.639	1:43.065	3:47.305		

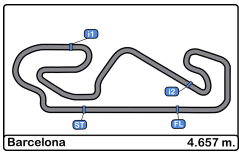
**777** Marcin Jedlinski Audi R8 LMS GT3 Evo II  
PROAM Karol Basz Olimp Racing

Nº	In Day Time	In Time	Out Time	Pit Time	T. Pit Time	Handicap	Diff.
1	17:23:58.536	17:23:58.536	17:25:56.915	1:58.379	1:58.379		

**786** Kiki Sak Nana Mercedes AMG GT3 EVO  
AM Adam Osieka GetSpeed

Nº	In Day Time	In Time	Out Time	Pit Time	T. Pit Time	Handicap	Diff.
1	17:30:25.147	17:30:25.147	17:32:51.871	2:26.724	2:26.724		

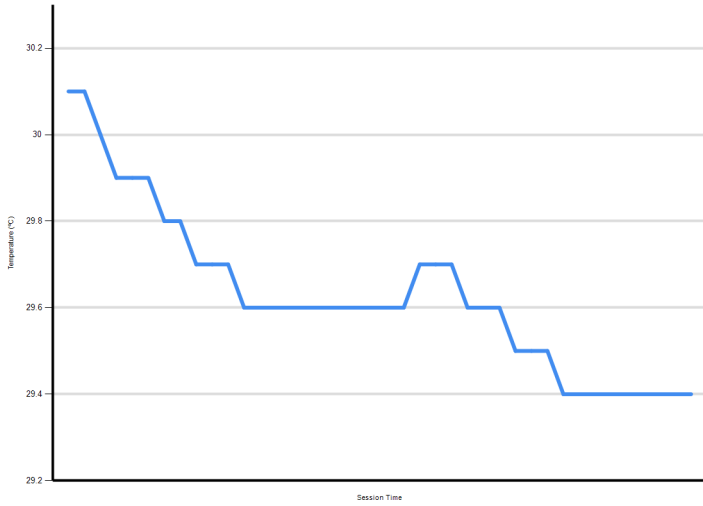




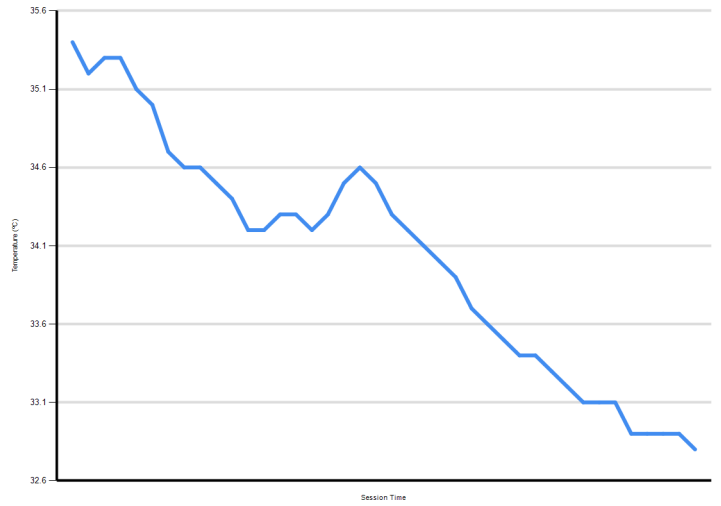
**Circuit de Barcelona**  
**International GT Open**  
**Free practice - 1**  
**Weather Report**



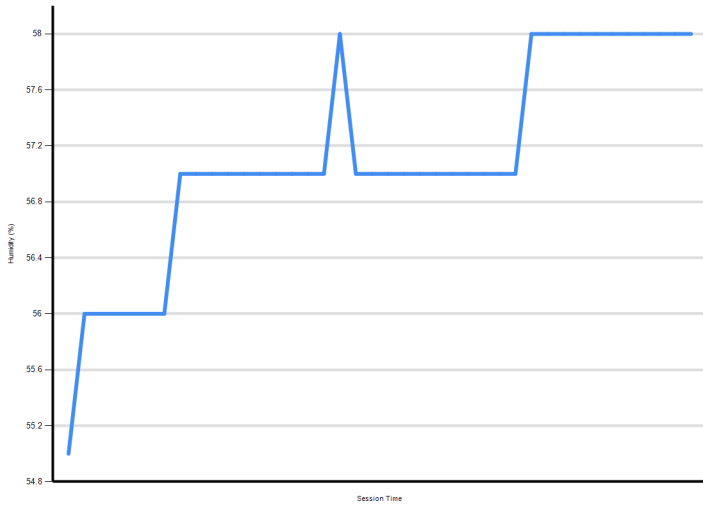
Air Temperature




Track Temperature



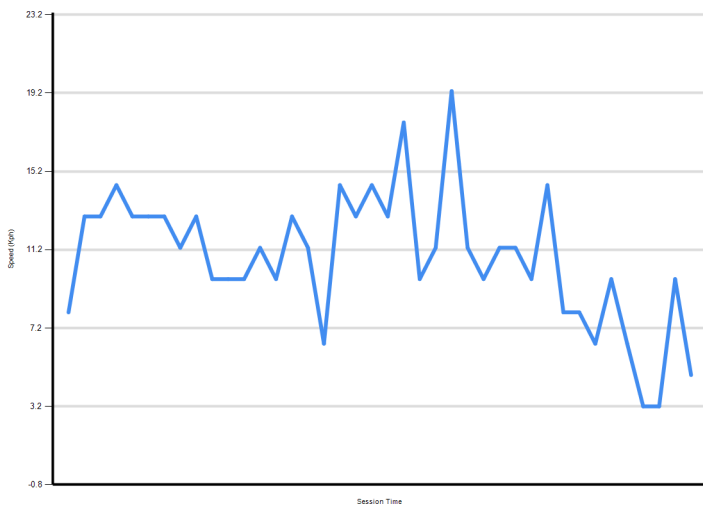
Humidity



Pressure



Wind Speed



Wind direction

