

Circuito de Barcelona
International GT Open
Free practice - 2
Provisional Results



Cls	N°	Entrant/Team	Nat	Driver 1	Nat	Driver 2	Nat	Vehicle	Cat	Cls	Laps	Best	Time	Gap	Interval	Km/h
1	9	GetSpeed	DEU	Anthony Bartone	USA	Fabian Schiller	DEU	Mercedes AMG GT3 EVO	PRO	1	25	4	1:41.359			165.4
2	12	Car Collection Motorsport	DEU	Hash	USA	Alex Fontana	CHE	Porsche 911 GT3 R (992)	PROAM	1	28	6	1:41.605	0.246	0.246	165.0
3	96	Team Motopark	DEU	Lukas Dunner	AUT	Julian Hanses	DEU	Mercedes AMG GT3 EVO	PRO	2	30	14	1:41.661	0.302	0.056	164.9
4	16	AF Corse	ITA	Marcelo Hahn	BRA	Allam Khodair	BRA	Ferrari 296 GT3	PROAM	2	25	7	1:41.798	0.439	0.137	164.6
5	27	Spirit of Race	CHE	Marco Pulcini	MCO	Eddie Cheever	ITA	Ferrari 296 GT3	PROAM	3	28	18	1:41.870	0.511	0.072	164.5
6	54	CBRX by SPS	DEU	Dexter Müller	CHE	Yannick Mettler	CHE	Mercedes AMG GT3 EVO	PROAM	4	27	8	1:42.081	0.722	0.211	164.2
7	51	Spirit of Race	CHE	Nicola Marinangeli	ITA	Vincent Abril	FRA	Ferrari 296 GT3	PRO	3	24	6	1:42.093	0.734	0.012	164.2
8	6	GetSpeed	DEU	Valentin Pierburg	DEU	Aaron Walker	GBR	Mercedes AMG GT3 EVO	PROAM	5	28	7	1:42.303	0.944	0.210	163.8
9	66	Greystone GT	GBR	Stewart Proctor	GBR	Lewis Proctor	GBR	McLaren 720s GT3	PROAM	6	30	18	1:42.309	0.950	0.006	163.8
10	20	SPS Automotive Performance	DEU	Dominik Baumann	AUT	Mikael Pitamber	ZAF	Mercedes AMG GT3 EVO	PRO	4	28	16	1:42.360	1.001	0.051	163.7
11	1	Eastalent Racing	AUT	Simon Reicher	AUT	Christopher Haase	DEU	Audi R8 LMS GT3 Evo II	PRO	5	29	3	1:42.458	1.099	0.098	163.6
12	15	Car Collection Motorsport	DEU	Gustav Bergström	SWE	Nico Menzel	DEU	Porsche 911 GT3 R (992)	PRO	6	24	6	1:42.486	1.127	0.028	163.5
13	10	Oregon Team	ITA	Alessio Deledda	ITA	Jordan Pepper	ZAF	Lamborghini Huracan GT3 EVO2	PRO	7	30	25	1:42.496	1.137	0.010	163.5
14	33	Greystone GT	GBR	Dean Macdonald	GBR	James Kell	GBR	McLaren 720s GT3 Evo	PRO	8	27	5	1:42.606	1.247	0.110	163.3
15	55	AF Corse	ITA	Laurent De Meeus	BEL	Jamie Stanley	GBR	Ferrari 296 GT3	PROAM	7	26	5	1:42.620	1.261	0.014	163.3
16	25	AF Corse	ITA	Alessandro Cozzi	MCO	Giorgio Sernagiotto	ITA	Ferrari 296 GT3	PROAM	8	29	7	1:42.832	1.473	0.212	163.0
17	95	Team Motopark	DEU	Morten Strömsted	DNK	Thomas Ikin	GBR	Mercedes AMG GT3 EVO	PROAM	9	29	3	1:42.833	1.474	0.001	163.0
18	7	Car Collection Motorsport	DEU	Bashar Mardini	CAN	Tijmen van der Helm	NLD	Porsche 911 GT3 R (992)	PROAM	10	30	5	1:42.899	1.540	0.066	162.9
19	99	Tresor Attempto Racing	DEU	Florian Scholze	DEU	Alex Arkin Aka	DEU	Audi R8 LMS GT3 Evo II	PROAM	11	26	10	1:42.960	1.601	0.061	162.8
20	777	Olimp Racing	POL	Marcin Jedlinski	POL	Karol Basz	POL	Audi R8 LMS GT3 Evo II	PROAM	12	27	10	1:42.988	1.629	0.028	162.7
21	23	Pellin Racing	ITA	Thor Haugen	USA	Paolo Ruberti	ITA	Ferrari 488 GT3 2020	PROAM	13	11	2	1:42.993	1.634	0.005	162.7
22	19	Oregon Team	ITA	Marzio Moretti	ITA	Artëm Petrov	ISR	Lamborghini Huracan GT3 EVO2	PRO	9	26	3	1:43.059	1.700	0.066	162.6
23	14	Good Speed Racing Team	POL	Piotr Wira	POL	Daan Arrow	NLD	Mercedes AMG GT3 EVO	PROAM	14	30	3	1:43.312	1.953	0.253	162.2
24	88	Spirit of Race	CHE	Gino Forgione	CHE	Michele Rugolo	ITA	Ferrari 296 GT3	PROAM	15	30	24	1:43.336	1.977	0.024	162.2
25	17	Team Motopark	DEU	Diego Menchaca	MEX	Marcos Siebert	ARG	Mercedes AMG GT3 EVO	PRO	10	12	9	1:43.429	2.070	0.093	162.0
26	24	Greystone GT	GBR	Andrey Borodin	IND	Oliver Webb	GBR	McLaren 720s GT3 Evo	PROAM	16	22	4	1:43.480	2.121	0.051	162.0
27	69	Scuderia Villorba Corse	ITA	Michael Blanchemain	FRA	Jim Pla	FRA	Mercedes AMG GT3 EVO	PROAM	17	22	10	1:43.520	2.161	0.040	161.9
28	63	Oregon Team	ITA	Alberto Di Folco	ITA	Leonardo Pulcini	ITA	Lamborghini Huracan GT3 EVO2	PRO	11	22	3	1:43.659	2.300	0.139	161.7
29	65	Team Motopark	DEU	Heiko Neumann	DEU	Timo Rumpfkeil	DEU	Mercedes AMG GT3 EVO	AM	1	28	20	1:43.682	2.323	0.023	161.6
30	108	Vimana by GetSpeed	DEU	Ameerh Naran	ZWE	Tom Jackson	GBR	Mercedes AMG GT3 EVO	PROAM	18	27	3	1:43.724	2.365	0.042	161.6
31	5	Olimp Racing	POL	Stanislaw Jedlinski	POL	Krystian Korzeniowski	POL	Ferrari 296 GT3	AM	2	25	4	1:43.844	2.485	0.120	161.4
32	75	ISR Racing	CZE	Filip Salaquarda	CZE	Libor Milota	CZE	Audi R8 LMS GT3 Evo II	PROAM	19	28	2	1:44.021	2.662	0.177	161.1
33	786	GetSpeed	DEU	Kiki Sak Nana	THA	Adam Osieka	DEU	Mercedes AMG GT3 EVO	AM	3	28	21	1:44.319	2.960	0.298	160.7
34	42	Leipert Motorsport	DEU	Mark Wallenwein	POL	Maciej Blazek	POL	Lamborghini Huracan GT3 EVO2	PROAM	20	29	24	1:44.603	3.244	0.284	160.2
35	8	Il Barone Rampante	ITA	Giuseppe Cipriani	ITA		ITA	Lamborghini Huracan GT3 EVO	AM	4	21	14	1:45.198	3.839	0.595	159.3

Published at:.....

Track Temp: 21.4 °C Air Temp: 24.2 °C Humidity: 40 % Track Status: DRY

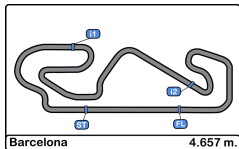
Race Director:

Alessandro Ferrari

Timekeeper:

Luis Garcia





Circuit de Barcelona
International GT Open
Free practice - 2
Track Limit



The Stewards, having received a report from Race Director, have considered the following matter and determine the following:

Session Free practice - 2
Fact The cars below did not use the track at the turns listed below

Infringement Breach of Appendix L Chapter IV Article 2 c) of the FIA International Sporting Code and Article 19.4/19.5 of the Sporting Regulations.

Decision Deletion of the lap times shown in accordance with Article 12.4.1.e of the FIA International Sporting Code.

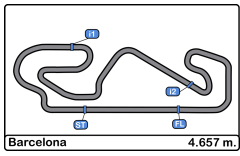
Note

- Certain decisions of the Stewards are subject to appeal (Article 15 of the FIA International Sporting Code).
- These penalties are not subject to appeal Article.12.3.4 of the FIA International Sporting Code and Article 16.5 of the Sporting Regulations.
- According to Article.12.3.3.b of the FIA International Sporting Code these decisions become immediately binding even in case of an appeal.

Ord	Turn	Nº Driver	Entrant/Team	Time of Day	Lap Time
1	13	14 Wira - Arrow	Good Speed Racing Team	10:50:51.568	2:06.357
2	13	96 Dunner - Hanses	Team Motopark	10:51:27.308	1:42.765
3	10	63 Di Folco - Pulcini	Oregon Team	10:51:40.893	1:44.234
4	10	25 Cozzi - Sernagiotto	AF Corse	10:52:00.339	1:46.729
5	13	55 De Meeus - Stanley	AF Corse	10:52:13.906	1:42.993
6	10	24 Borodin - Webb	Greystone GT	10:52:26.768	1:43.533
7	10	33 Macdonald - Kell	Greystone GT	10:52:30.496	1:44.341
8	13	54 Müller - Mettler	CBRX by SPS	10:53:51.014	1:45.474
9	13	777 Jedlinski - Basz	Olimp Racing	10:53:51.676	1:43.252
10	13	9 Bartone - Schiller	GetSpeed	10:54:03.965	1:40.981
11	13	96 Dunner - Hanses	Team Motopark	10:54:53.442	1:43.449
12	10	65 Neumann - Rumpfkeil	Team Motopark	10:55:15.569	1:45.658
13	13	95 Strömsted - Ikin	Team Motopark	10:55:17.174	1:42.416
14	10	108 Naran - Jackson	Vimana by GetSpeed	10:55:20.306	1:44.112
15	13	20 Baumann - Pitamber	SPS Automotive Performance	10:55:26.240	1:44.258
16	10	24 Borodin - Webb	Greystone GT	10:55:53.439	1:43.191
17	10	14 Wira - Arrow	Good Speed Racing Team	10:56:02.032	1:43.369
18	10	95 Strömsted - Ikin	Team Motopark	10:56:59.697	1:42.523
19	10	24 Borodin - Webb	Greystone GT	10:57:38.457	1:45.018
20	10	14 Wira - Arrow	Good Speed Racing Team	10:57:44.986	1:42.954
21	10	95 Strömsted - Ikin	Team Motopark	10:58:50.380	1:50.683
22	10	108 Naran - Jackson	Vimana by GetSpeed	11:00:31.490	1:43.595
23	10	65 Neumann - Rumpfkeil	Team Motopark	11:05:12.668	1:43.504
24	10	9 Bartone - Schiller	GetSpeed	11:05:31.093	1:43.999
25	10	65 Neumann - Rumpfkeil	Team Motopark	11:06:55.624	1:42.956
26	10	9 Bartone - Schiller	GetSpeed	11:07:14.443	1:43.350
27	10	786 Sak Nana - Osieka	GetSpeed	11:07:20.070	1:45.151
28	10	95 Strömsted - Ikin	Team Motopark	11:09:23.513	1:42.928
29	10	25 Cozzi - Sernagiotto	AF Corse	11:10:15.639	1:50.553
30	10	95 Strömsted - Ikin	Team Motopark	11:11:08.720	1:45.207
31	10	95 Strömsted - Ikin	Team Motopark	11:12:51.990	1:43.270
32	10	777 Jedlinski - Basz	Olimp Racing	11:27:52.133	1:44.867
33	10	25 Cozzi - Sernagiotto	AF Corse	11:31:19.869	1:45.464
34	10	777 Jedlinski - Basz	Olimp Racing	11:31:27.729	1:51.318
35	10	63 Di Folco - Pulcini	Oregon Team	11:31:54.214	1:47.458
36	10	25 Cozzi - Sernagiotto	AF Corse	11:33:13.909	1:54.040
37	10	63 Di Folco - Pulcini	Oregon Team	11:33:43.871	1:49.657
38	10	51 Marinangeli - Abril	Spirit of Race	11:34:24.038	1:49.738
39	10	14 Wira - Arrow	Good Speed Racing Team	11:34:42.364	1:49.348

The Stewards:





Circuit de Barcelona
International GT Open
Free practice - 2
Track Limit



The Stewards, having received a report from Race Director, have considered the following matter and determine the following:

Session Free practice - 2
Fact The cars below did not use the track at the turns listed below

Infringement Breach of Appendix L Chapter IV Article 2 c) of the FIA International Sporting Code and Article 19.4/19.5 of the Sporting Regulations.

Decision Deletion of the lap times shown in accordance with Article 12.4.1.e of the FIA International Sporting Code.

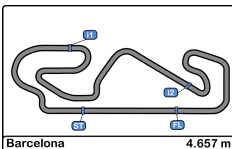
Note

- Certain decisions of the Stewards are subject to appeal (Article 15 of the FIA International Sporting Code).
- These penalties are not subject to appeal Article.12.3.4 of the FIA International Sporting Code and Article 16.5 of the Sporting Regulations.
- According to Article.12.3.3.b of the FIA International Sporting Code these decisions become immediately binding even in case of an appeal.

Ord	Turn	Nº Driver	Entrant/Team	Time of Day	Lap Time
40	10	777 Jedlinski - Basz	Olimp Racing	11:36:11.280	1:44.732
41	10	27 Pulcini - Cheever	Spirit of Race	11:36:38.420	1:48.783
42	10	75 Salaquarda - Milota	ISR Racing	11:39:24.539	1:45.060
43	10	27 Pulcini - Cheever	Spirit of Race	11:45:38.505	1:54.522
44	10	10 Deledda - Pepper	Oregon Team	11:46:12.908	1:42.837
45	10	25 Cozzi - Sernagiotto	AF Corse	11:47:41.815	1:53.308

The Stewards:





Circuito de Barcelona
International GT Open
Free practice - 2
Provisional Results by Category



PRO																
Cls	N°	Entrant/Team	Nat	Driver 1	Nat	Driver 2	Nat	Vehicle	Cat	Cls	Laps	Best	Time	Gap	Interval	Km/h
1	9	GetSpeed	DEU	Anthony Bartone	USA	Fabian Schiller	DEU	Mercedes AMG GT3 EVO	PRO	1	25	4	1:41.359			165.4
2	96	Team Motopark	DEU	Lukas Dunner	AUT	Julian Hanses	DEU	Mercedes AMG GT3 EVO	PRO	2	30	14	1:41.661	0.302	0.302	164.9
3	51	Spirit of Race	CHE	Nicola Marinangeli	ITA	Vincent Abril	FRA	Ferrari 296 GT3	PRO	3	24	6	1:42.093	0.734	0.432	164.2
4	20	SPS Automotive Performance	DEU	Dominik Baumann	AUT	Mikaeel Pitamber	ZAF	Mercedes AMG GT3 EVO	PRO	4	28	16	1:42.360	1.001	0.267	163.7
5	1	Eastalent Racing	AUT	Simon Reicher	AUT	Christopher Haase	DEU	Audi R8 LMS GT3 Evo II	PRO	5	29	3	1:42.458	1.099	0.098	163.6
6	15	Car Collection Motorsport	DEU	Gustav Bergström	SWE	Nico Menzel	DEU	Porsche 911 GT3 R (992)	PRO	6	24	6	1:42.486	1.127	0.028	163.5
7	10	Oregon Team	ITA	Alessio Deledda	ITA	Jordan Pepper	ZAF	Lamborghini Huracan GT3 EVO2	PRO	7	30	25	1:42.496	1.137	0.010	163.5
8	33	Greystone GT	GBR	Dean Macdonald	GBR	James Kell	GBR	McLaren 720s GT3 Evo	PRO	8	27	5	1:42.606	1.247	0.110	163.3
9	19	Oregon Team	ITA	Marzio Moretti	ITA	Artëm Petrov	ISR	Lamborghini Huracan GT3 EVO2	PRO	9	26	3	1:43.059	1.700	0.453	162.6
10	17	Team Motopark	DEU	Diego Menchaca	MEX	Marcos Siebert	ARG	Mercedes AMG GT3 EVO	PRO	10	12	9	1:43.429	2.070	0.370	162.0
11	63	Oregon Team	ITA	Alberto Di Folco	ITA	Leonardo Pulcini	ITA	Lamborghini Huracan GT3 EVO2	PRO	11	22	3	1:43.659	2.300	0.230	161.7

PROAM																
Cls	N°	Entrant/Team	Nat	Driver 1	Nat	Driver 2	Nat	Vehicle	Cat	Cls	Laps	Best	Time	Gap	Interval	Km/h
1	12	Car Collection Motorsport	DEU	Hash	USA	Alex Fontana	CHE	Porsche 911 GT3 R (992)	PROAM	1	28	6	1:41.605			165.0
2	16	AF Corse	ITA	Marcelo Hahn	BRA	Allam Khodair	BRA	Ferrari 296 GT3	PROAM	2	25	7	1:41.798	0.193	0.193	164.6
3	27	Spirit of Race	CHE	Marco Pulcini	MCO	Eddie Cheever	ITA	Ferrari 296 GT3	PROAM	3	28	18	1:41.870	0.265	0.072	164.5
4	54	CBRX by SPS	DEU	Dexter Müller	CHE	Yannick Mettler	CHE	Mercedes AMG GT3 EVO	PROAM	4	27	8	1:42.081	0.476	0.211	164.2
5	6	GetSpeed	DEU	Valentin Pierburg	DEU	Aaron Walker	GBR	Mercedes AMG GT3 EVO	PROAM	5	28	7	1:42.303	0.698	0.222	163.8
6	66	Greystone GT	GBR	Stewart Proctor	GBR	Lewis Proctor	GBR	McLaren 720s GT3	PROAM	6	30	18	1:42.309	0.704	0.006	163.8
7	55	AF Corse	ITA	Laurent De Meeus	BEL	Jamie Stanley	GBR	Ferrari 296 GT3	PROAM	7	26	5	1:42.620	1.015	0.311	163.3
8	25	AF Corse	ITA	Alessandro Cozzi	MCO	Giorgio Sernagiotto	ITA	Ferrari 296 GT3	PROAM	8	29	7	1:42.832	1.227	0.212	163.0
9	95	Team Motopark	DEU	Morten Strömsted	DNK	Thomas Ikin	GBR	Mercedes AMG GT3 EVO	PROAM	9	29	3	1:42.833	1.228	0.001	163.0
10	7	Car Collection Motorsport	DEU	Bashar Mardini	CAN	Tijmen van der Helm	NLD	Porsche 911 GT3 R (992)	PROAM	10	30	5	1:42.899	1.294	0.066	162.9
11	99	Tresor Attempto Racing	DEU	Florian Scholze	DEU	Alex Arkin Aka	DEU	Audi R8 LMS GT3 Evo II	PROAM	11	26	10	1:42.960	1.355	0.061	162.8
12	777	Olimp Racing	POL	Marcin Jedlinski	POL	Karol Basz	POL	Audi R8 LMS GT3 Evo II	PROAM	12	27	10	1:42.988	1.383	0.028	162.7
13	23	Pellin Racing	ITA	Thor Haugen	USA	Paolo Ruberti	ITA	Ferrari 488 GT3 2020	PROAM	13	11	2	1:42.993	1.388	0.005	162.7
14	14	Good Speed Racing Team	POL	Piotr Wira	POL	Daan Arrow	NLD	Mercedes AMG GT3 EVO	PROAM	14	30	3	1:43.312	1.707	0.319	162.2
15	88	Spirit of Race	CHE	Gino Forgione	CHE	Michele Rugolo	ITA	Ferrari 296 GT3	PROAM	15	30	24	1:43.336	1.731	0.024	162.2
16	24	Greystone GT	GBR	Andrey Borodin	IND	Oliver Webb	GBR	McLaren 720s GT3 Evo	PROAM	16	22	4	1:43.480	1.875	0.144	162.0
17	69	Scuderia Villorba Corse	ITA	Michael Blanchemain	FRA	Jim Pla	FRA	Mercedes AMG GT3 EVO	PROAM	17	22	10	1:43.520	1.915	0.040	161.9
18	108	Vimana by GetSpeed	DEU	Ameerh Naran	ZNE	Tom Jackson	GBR	Mercedes AMG GT3 EVO	PROAM	18	27	3	1:43.724	2.119	0.204	161.6
19	75	ISR Racing	CZE	Filip Salaquarda	CZE	Libor Milota	CZE	Audi R8 LMS GT3 Evo II	PROAM	19	28	2	1:44.021	2.416	0.297	161.1
20	42	Leipert Motorsport	DEU	Mark Wallenwein	DEU	Maciej Blazek	POL	Lamborghini Huracan GT3 EVO2	PROAM	20	29	24	1:44.603	2.998	0.582	160.2

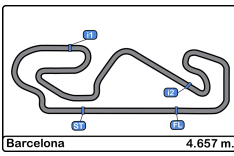
Published at:.....

Track Temp: 21.4 °C Air Temp: 24.2 °C Humidity: 40 % Track Status: DRY

Race Director: Alessandro Ferrari

Timekeeper: Luis Garcia





Circuito de Barcelona
International GT Open
Free practice - 2
Provisional Results by Category



AM																
Cls	N°	Entrant/Team	Nat	Driver 1	Nat	Driver 2	Nat	Vehicle	Cat	Cls	Laps	Best	Time	Gap	Interval	Km/h
1	65	Team Motopark		Heiko Neumann		Timo Rumpfkeil		Mercedes AMG GT3 EVO	AM	1	28	20	1:43.682			161.6
2	5	Olimp Racing		Stanislaw Jedlinski		Krystian Korzeniowski		Ferrari 296 GT3	AM	2	25	4	1:43.844	0.162	0.162	161.4
3	786	GetSpeed		Kiki Sak Nana		Adam Osieka		Mercedes AMG GT3 EVO	AM	3	28	21	1:44.319	0.637	0.475	160.7
4	8	Il Barone Rampante		Giuseppe Cipriani				Lamborghini Huracan GT3 EVO	AM	4	21	14	1:45.198	1.516	0.879	159.3

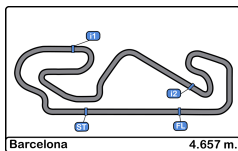
Published at:.....

Track Temp: 21.4 °C Air Temp: 24.2 °C Humidity: 40 % Track Status: DRY

Race Director: Alessandro Ferrari

Timekeeper: Luis Garcia



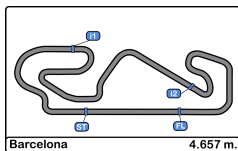


Circuito de Barcelona
International GT Open
Free practice - 2
Lap Analysis



1 PRO							5 AM								
Simon Reicher							Stanislaw Jedlinski								
Christopher Haase							Krystian Korzeniowski								
Eastalent Racing							Olimp Racing								
Lap	D	Time	Sector 1	Sector 2	Sector 3	T. Spd	Elapsed	Lap	D	Time	Sector 1	Sector 2	Sector 3	T. Spd	Elapsed
1		10:49:49.884	10:48:25.317	43.074	41.493	145.7	10:49:49.884	1		10:49:10.387	10:47:56.987	42.011	31.389	176.1	10:49:10.387
2		1:42.980	30.790	41.549	30.641	254.7	10:51:32.864	2		1:45.509	30.807	41.821	32.881	257.7	10:50:55.896
3		1:42.458	30.452	41.471	30.535	256.5	10:53:15.322	3		1:44.340	30.912	42.008	31.420	255.9	10:52:40.236
4		1:47.755	30.520	43.879	33.356	256.5	10:55:03.077	4		1:43.844	30.731	41.800	31.313	254.7	10:54:24.080
5		1:50.365 P	30.502	41.504	38.359	255.9	10:56:53.442	5		1:44.732	30.981	42.498	31.253	255.9	10:56:08.812
6		4:18.180	3:03.972	41.691	32.517	181.8	11:01:11.622	6		1:50.970 P	31.070	42.389	37.511	255.3	10:57:59.782
7		1:42.588	30.543	41.393	30.652	254.1	11:02:54.210	7		6:22.514	5:07.946	42.629	31.939	177.9	11:04:22.296
8		1:42.673	30.521	41.372	30.780	255.9	11:04:36.883	8		1:45.476	31.316	42.297	31.863	254.1	11:06:07.772
9		1:43.054	30.501	41.428	31.125	256.5	11:06:19.937	9		1:51.768 P	31.146	42.850	37.772	254.1	11:07:59.540
10		1:43.098	30.699	41.487	30.912	255.3	11:08:03.035	10		4:04.177	2:49.412	42.557	32.208	140.2	11:12:03.717
11		1:48.769 P	30.757	41.970	36.042	256.5	11:09:51.804	11		1:52.033 P	31.010	41.974	39.049	255.9	11:13:55.750
12		2:56.079	1:42.917	41.765	31.397	181.5	11:12:47.883	12		8:56.816	7:36.280	46.033	34.503	160.4	11:22:52.566
13		1:58.729	30.865	41.783	46.081	255.3	11:14:46.612	13		1:57.541	33.834	47.080	36.627	247.7	11:24:50.107
14		3:30.220 P	1:13.145	1:19.768	57.307	79.1	11:18:16.832	14		1:58.147	35.074	47.604	35.469	246.5	11:26:48.254
15		3:11.856	1:58.500	42.182	31.174	79.2	11:21:28.688	15		1:56.323	33.746	46.269	36.308	247.1	11:28:44.577
16		1:43.204	30.557	41.557	31.090	254.7	11:23:11.892	16		1:57.813	34.822	47.048	35.943	246.5	11:30:42.390
17		1:43.690	30.665	41.912	31.113	254.7	11:24:55.582	17		2:01.033	34.959	50.452	35.622	247.1	11:32:43.423
18		1:44.299	30.596	41.787	31.916	253.5	11:26:39.881	18		1:59.620	34.024	48.688	36.908	246.0	11:34:43.043
19		1:44.247	31.062	41.777	31.408	251.7	11:28:24.128	19		1:58.159	33.990	46.878	37.291	247.7	11:36:41.202
20		1:47.850	30.822	41.617	35.411	253.5	11:30:11.978	20		2:00.007	34.315	47.279	38.413	246.5	11:38:41.209
21		1:43.990	30.862	41.668	31.460	252.9	11:31:55.968	21		2:00.787	34.509	47.152	39.126	247.1	11:40:41.996
22		1:49.455 P	31.569	41.841	36.045	255.9	11:33:45.423	22		1:56.871	34.096	46.267	36.508	247.7	11:42:38.867
23		4:36.372	3:20.613	42.325	33.434	181.5	11:38:21.795	23		1:56.111	34.080	45.851	36.180	247.1	11:44:34.978
24		1:44.101	30.856	41.779	31.466	253.3	11:40:05.896	24		1:56.651	33.796	46.436	36.419	248.8	11:46:31.629
25		1:43.747	30.799	41.456	31.492	254.7	11:41:49.643	25		2:11.747 P	36.559	47.674	47.514	209.3	11:48:43.376
26		1:44.255	30.640	41.910	31.705	257.1	11:43:33.898								
27		1:44.201	30.752	41.913	31.536	252.9	11:45:18.099								
28		1:43.931	30.769	41.854	31.308	256.5	11:47:02.030								
29		2:05.989 P	32.347	42.645	50.997	253.5	11:49:08.019								





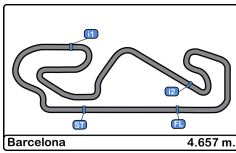
Circuit de Barcelona
International GT Open
Free practice - 2
Lap Analysis



6 Valentin Pierburg Mercedes AMG GT3 EVO							7 Bashar Mardini Porsche 911 GT3 R (992)								
PROAM Aaron Walker			GetSpeed				PROAM Tijmen van der Helm			Car Collection Motorsport					
Lap	D	Time	Sector 1	Sector 2	Sector 3	T. Spd	Elapsed	Lap	D	Time	Sector 1	Sector 2	Sector 3	T. Spd	Elapsed
1		10:49:11.413	10:47:58.991	41.524	30.898	181.2	10:49:11.413	1		10:48:09.981	10:46:50.690	43.422	35.869	178.5	10:48:09.981
2		1:51.636 P	30.553	41.631	39.452	256.5	10:51:03.049	2		1:44.016	31.084	41.626	31.306	256.5	10:49:53.997
3		3:02.865	1:43.350	42.801	36.714	183.0	10:54:05.914	3		1:43.257	30.764	41.327	31.166	255.9	10:51:37.254
4		1:49.954 P	30.699	41.555	37.700	255.3	10:55:55.868	4		1:46.734	31.734	42.806	32.194	254.1	10:53:23.988
5		3:51.656	2:35.433	42.467	33.756	181.5	10:59:47.524	5		1:42.899	30.808	41.481	30.610	255.9	10:55:06.887
6		1:42.627	30.695	41.420	30.512	254.1	11:01:30.151	6		1:55.813 P	30.550	41.437	43.826	256.5	10:57:02.700
7		1:42.303	30.522	41.249	30.532	254.7	11:03:12.454	7		5:09.439	3:51.618	45.268	32.553	181.5	11:02:12.139
8		1:42.335	30.321	41.285	30.729	255.3	11:04:54.789	8		1:44.491	31.231	42.116	31.144	255.3	11:03:56.630
9		1:43.876	30.391	42.005	31.480	255.9	11:06:38.665	9		1:44.234	30.938	41.937	31.359	255.9	11:05:40.864
10		1:48.305 P	30.391	41.315	36.599	254.7	11:08:26.970	10		1:50.664 P	30.967	41.869	37.828	256.5	11:07:31.528
11		4:58.455	3:43.745	42.754	31.956	181.8	11:13:25.425	11		4:11.113	2:56.372	42.506	32.235	181.2	11:11:42.641
12		2:29.990 P	31.072	1:02.122	56.796	252.3	11:15:55.415	12		1:47.579	30.801	41.527	35.251	254.7	11:13:30.220
13		4:12.082	2:00.738	1:19.944	51.400	80.7	11:20:07.497	13		2:31.047 P	30.632	1:04.597	55.788	254.7	11:16:01.237
14		1:47.275	32.786	42.472	32.017	243.2	11:21:54.772	14		4:14.135	2:10.623	1:19.423	44.089	80.0	11:20:15.372
15		1:46.066	31.218	43.241	31.607	252.9	11:23:40.838	15		1:46.587	31.961	42.665	31.961	252.3	11:22:01.959
16		1:46.645	32.276	42.467	31.902	254.1	11:25:27.483	16		1:44.947	31.135	42.283	31.529	255.3	11:23:46.906
17		1:46.719	31.156	43.925	31.638	252.9	11:27:14.202	17		1:45.072	30.879	42.149	32.044	255.3	11:25:31.978
18		1:45.215	31.111	42.347	31.757	252.9	11:28:59.417	18		1:47.562	31.645	43.791	32.126	256.5	11:27:19.540
19		1:45.077	31.058	42.127	31.892	252.3	11:30:44.494	19		1:44.995	31.182	42.145	31.668	254.1	11:29:04.535
20		1:46.001	32.117	42.298	31.586	252.3	11:32:30.495	20		1:46.884	31.018	43.363	32.503	255.3	11:30:51.419
21		1:44.625	30.863	42.308	31.454	253.5	11:34:15.120	21		1:47.831	31.214	43.611	33.006	254.1	11:32:39.250
22		1:44.830	31.067	42.061	31.702	252.3	11:35:59.950	22		1:45.705	31.337	42.474	31.894	252.9	11:34:24.955
23		1:44.806	30.865	42.315	31.626	253.5	11:37:44.756	23		1:45.228	31.101	42.215	31.912	253.5	11:36:10.183
24		1:50.697 P	30.864	42.118	37.715	253.5	11:39:35.453	24		1:44.955	31.052	42.246	31.657	254.7	11:37:55.138
25		2:58.754	1:43.693	43.161	31.900	182.4	11:42:34.207	25		1:46.785	31.269	42.993	32.523	255.3	11:39:41.923
26		1:44.255	30.816	41.633	31.806	252.9	11:44:18.462	26		1:48.044	32.774	43.129	32.141	255.3	11:41:29.967
27		1:43.238	30.544	41.764	30.930	255.9	11:46:01.700	27		1:48.740	31.271	42.734	34.735	257.1	11:43:18.707
28		1:51.168 P	30.590	41.504	39.074	254.1	11:47:52.868	28		1:45.335	31.299	42.514	31.522	253.5	11:45:04.042
								29		1:45.327	31.045	42.590	31.692	255.9	11:46:49.369
								30		2:15.465 P	35.291	49.608	50.566	214.2	11:49:04.834

8 Giuseppe Cipriani Lamborghini Huracan GT3 EVO							
AM			Il Barone Rampante				
Lap	D	Time	Sector 1	Sector 2	Sector 3	T. Spd	Elapsed
1		10:48:12.951	10:46:48.645	48.990	35.316	173.3	10:48:12.951
2		1:48.622	32.612	43.791	32.219	250.5	10:50:01.573
3		1:46.111	31.483	42.347	32.281	251.7	10:51:47.684
4		1:59.060 P	32.546	45.647	40.867	251.7	10:53:46.744
5		8:27.692	7:10.676	43.735	33.281	176.4	11:02:14.436
6		1:52.104	32.747	44.904	34.453	250.0	11:04:06.540
7		1:59.909 P	32.313	43.381	44.215	247.7	11:06:06.449
8		4:26.876 P	8:15.720	1:12.549	58.607	177.3	11:16:33.325
9		6:30.400	5:14.887	43.036	32.477	178.8	11:23:03.725
10		1:46.457	31.490	42.219	32.748	249.4	11:24:50.182
11		1:49.683	32.183	43.525	33.975	247.1	11:26:39.865
12		1:47.321	32.579	42.632	32.110	241.0	11:28:27.186
13		1:45.859	31.542	42.326	31.991	251.1	11:30:13.045
14		1:45.198	31.349	42.005	31.844	251.7	11:31:58.243
15		1:54.448 P	31.288	43.441	39.719	252.3	11:33:52.691
16		3:42.054	2:26.409	43.323	32.322	163.3	11:37:34.745
17		1:46.559	31.611	42.684	32.264	249.4	11:39:21.304
18		1:56.603 P	31.423	42.326	42.854	250.5	11:41:17.907
19		3:41.047	2:24.326	42.998	33.723	180.9	11:44:58.954
20		1:49.872	31.833	43.930	34.109	248.8	11:46:48.826
21		2:08.891 P	31.845	44.902	52.144	248.8	11:48:57.717



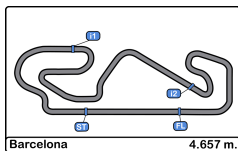


Circuit de Barcelona
International GT Open
Free practice - 2
Lap Analysis



9 Anthony Bartone Mercedes AMG GT3 EVO							10 Alessio Deledda Lamborghini Huracan GT3 EVO2								
PRO Fabian Schiller							PRO Jordan Pepper								
Lap	D	Time	Sector 1	Sector 2	Sector 3	T. Spd	Elapsed	Lap	D	Time	Sector 1	Sector 2	Sector 3	T. Spd	Elapsed
1		10:52:22.984	10:50:54.200	51.973	36.811	161.1	10:52:22.984	1		10:49:54.992	10:48:31.024	46.907	37.061	179.7	10:49:54.992
2		1:40.984	30.219	40.924	29.838	253.5	10:54:03.965	2		1:46.815	31.586	43.456	31.773	250.0	10:51:41.807
3		1:45.274	30.080	41.310	33.884	255.3	10:55:49.239	3		1:44.514	31.095	42.015	31.404	254.1	10:53:26.321
4		1:41.359	30.285	40.754	30.320	254.7	10:57:30.598	4		1:44.661	31.023	42.295	31.343	255.9	10:55:10.982
5		1:49.438 P	30.359	41.694	37.385	255.3	10:59:20.036	5		1:44.416	30.965	42.076	31.375	255.9	10:56:55.398
6		4:27.058	3:13.184	42.395	31.479	181.8	11:03:47.094	6		1:44.061	30.978	41.932	31.151	255.3	10:58:39.459
7		1:43.999	30.883	41.908	31.208	254.7	11:05:31.093	7		1:44.485	31.008	42.068	31.409	255.3	11:00:23.944
8		1:43.350	30.577	41.605	31.168	255.9	11:07:14.443	8		1:44.568	30.869	42.294	31.405	255.3	11:02:08.512
9		1:44.802	30.492	41.974	32.336	254.7	11:08:59.245	9		1:43.960	30.820	41.815	31.325	255.3	11:03:52.472
10		1:45.024	31.189	42.238	31.597	252.9	11:10:44.269	10		1:44.423	30.947	42.030	31.446	255.9	11:05:36.895
11		1:43.654	30.795	41.674	31.185	254.1	11:12:27.923	11		1:44.029	30.890	41.837	31.302	255.3	11:07:20.924
12		1:45.594	30.915	41.624	33.055	255.3	11:14:13.517	12		1:50.068 P	30.969	42.068	37.031	255.9	11:09:10.992
13		3:06.236 P	49.041	1:19.196	56.998	254.1	11:17:18.752	13		3:20.394	2:05.568	42.389	32.437	182.4	11:12:31.386
14		4:58.197	3:36.612	42.351	39.234	181.5	11:22:16.949	14		1:45.054	30.909	41.899	32.243	255.3	11:14:16.437
15		1:46.520	31.102	42.079	33.339	252.9	11:24:03.469	15		3:08.086 P	53.560	1:18.054	56.472	158.8	11:17:24.523
16		1:43.859	30.908	41.537	31.414	250.5	11:25:47.328	16		3:37.874	2:14.467	51.586	31.821	67.7	11:21:02.397
17		1:55.189 P	30.941	42.959	41.289	254.7	11:27:42.517	17		1:44.007	30.965	41.850	31.192	254.1	11:22:46.404
18		5:16.459	3:59.552	43.796	33.111	181.8	11:32:58.976	18		1:43.687	30.791	41.687	31.209	255.3	11:24:30.091
19		1:47.377	30.798	42.032	34.547	252.9	11:34:46.353	19		1:43.965	30.799	41.954	31.212	253.5	11:26:14.056
20		1:44.511	30.793	41.708	32.010	251.1	11:36:30.864	20		1:43.752	30.768	41.700	31.284	253.5	11:27:57.808
21		1:44.381	31.074	41.891	31.416	254.1	11:38:15.245	21		1:49.356 P	30.954	42.031	36.371	255.9	11:29:47.164
22		1:42.581	30.504	41.368	30.709	254.1	11:39:57.826	22		3:01.933	1:49.105	41.757	31.071	181.2	11:32:49.097
23		1:44.223	30.684	42.381	31.158	255.9	11:41:42.049	23		1:44.823	30.757	41.792	32.274	255.3	11:34:33.920
24		1:50.776 P	30.783	42.321	37.672	257.1	11:43:32.825	24		1:42.754	30.477	41.465	30.812	254.1	11:36:16.674
25		3:06.080 P	1:45.833	42.546	37.701	182.7	11:46:38.905	25		1:42.496	30.444	41.268	30.784	254.7	11:37:59.170
								26		1:49.226 P	30.561	41.428	37.237	255.3	11:39:48.396
								27		2:58.457	1:32.888	48.986	36.583	183.0	11:42:46.853
								28		1:43.218	30.689	41.463	31.066	252.9	11:44:30.071
								29		1:42.837	30.490	41.399	30.948	255.3	11:46:12.908
								30		2:08.951 P	30.676	41.670	56.605	254.7	11:48:21.859



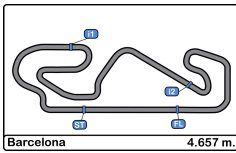


Circuit de Barcelona
International GT Open
Free practice - 2
Lap Analysis



12							14								
Hash							Piotr Wira								
PROAM Alex Fontana							Mercedes AMG GT3 EVO								
Car Collection Motorsport							Daan Arrow								
Lap	D	Time	Sector 1	Sector 2	Sector 3	T. Spd	Elapsed	Lap	D	Time	Sector 1	Sector 2	Sector 3	T. Spd	Elapsed
1		10:48:07.988	10:46:49.493	43.274	35.221	174.1	10:48:07.988	1		10:48:45.211 P	10:47:26.788	42.608	35.815	170.0	10:48:45.211
2		1:44.056	31.268	41.036	31.752	253.5	10:49:52.044	2		2:06.357	53.729	41.874	30.754	137.0	10:50:51.568
3		1:41.997	30.382	41.131	30.484	254.7	10:51:34.041	3		1:43.312	30.826	41.633	30.853	253.5	10:52:34.880
4		1:41.781	30.294	41.057	30.430	255.3	10:53:15.822	4		1:43.783	31.072	41.921	30.790	255.3	10:54:18.663
5		1:46.023	30.716	41.341	33.966	256.5	10:55:01.845	5		1:43.369	30.792	41.682	30.895	253.5	10:56:02.032
6		1:41.605	30.433	40.992	30.180	254.1	10:56:43.450	6		1:42.954	30.384	41.792	30.778	253.5	10:57:44.986
7		1:41.879	30.361	40.921	30.597	255.3	10:58:25.329	7		1:43.694	30.825	41.747	31.122	253.5	10:59:28.680
8		1:46.566	30.525	42.769	33.272	254.7	11:00:11.895	8		1:48.408 P	30.838	41.684	35.886	253.5	11:01:17.088
9		1:41.950	30.452	40.963	30.535	254.1	11:01:53.845	9		3:35.300	2:19.160	43.314	32.826	175.8	11:04:52.388
10		1:47.386 P	30.607	41.237	35.542	255.3	11:03:41.231	10		1:47.525	31.733	43.044	32.748	249.4	11:06:39.913
11		3:30.074	2:13.165	43.908	33.001	181.8	11:07:11.305	11		1:47.604	31.648	43.159	32.797	249.4	11:08:27.517
12		1:47.783	32.084	43.054	32.645	250.0	11:08:59.088	12		1:49.224	31.862	44.131	33.231	249.4	11:10:16.741
13		1:49.171	32.412	43.846	32.913	251.1	11:10:48.259	13		1:50.554	32.138	44.029	34.387	250.5	11:12:07.295
14		1:48.001	32.042	43.601	32.358	252.9	11:12:36.260	14		1:49.007	32.267	43.261	33.479	249.4	11:13:56.302
15		7:50.453 P	31.504	6:33.360	45.589	252.9	11:20:26.713	15		2:54.608 P	37.656	1:18.602	58.350	249.4	11:16:50.910
16		4:39.273	3:22.902	43.068	33.303	178.2	11:25:05.986	16		5:17.668	3:59.737	44.044	33.887	174.1	11:22:08.578
17		2:38.583	31.773	1:33.672	33.138	248.2	11:27:44.569	17		1:47.936	32.258	43.212	32.466	246.5	11:23:56.514
18		1:46.926	31.652	42.798	32.476	250.5	11:29:31.495	18		1:47.510	31.776	42.837	32.897	248.2	11:25:44.024
19		1:47.681	31.780	43.230	32.671	250.5	11:31:19.176	19		1:48.276	31.977	43.483	32.816	248.8	11:27:32.300
20		1:49.546	32.190	43.502	33.854	250.5	11:33:08.722	20		1:46.994	31.774	42.807	32.413	249.4	11:29:19.294
21		1:48.689	32.150	43.424	33.115	249.4	11:34:57.411	21		1:46.703	31.651	42.798	32.254	249.4	11:31:05.997
22		1:48.565	32.662	43.254	32.649	250.5	11:36:45.976	22		1:47.019	31.749	42.999	32.271	248.8	11:32:53.016
23		1:47.771	31.647	43.606	32.518	252.3	11:38:33.747	23		1:49.348	31.736	43.022	34.590	249.4	11:34:42.364
24		1:47.626	31.784	43.210	32.632	252.3	11:40:21.373	24		1:48.193	32.309	43.282	32.602	246.5	11:36:30.557
25		1:55.064 P	33.327	43.387	38.350	251.7	11:42:16.437	25		1:49.030	33.044	43.359	32.627	250.0	11:38:19.587
26		2:55.471	1:41.163	41.644	32.664	180.6	11:45:11.908	26		1:47.606	31.646	42.834	33.126	250.5	11:40:07.193
27		1:43.368	31.235	41.295	30.838	256.5	11:46:55.276	27		1:47.742	31.850	43.118	32.774	251.1	11:41:54.935
28		2:05.495 P	30.655	41.239	53.601	253.5	11:49:00.771	28		1:50.679	32.301	43.311	35.067	250.5	11:43:45.614
								29		1:47.409	31.989	43.158	32.262	248.2	11:45:33.023
								30		2:05.342 P	34.247	47.612	43.483	250.5	11:47:38.365





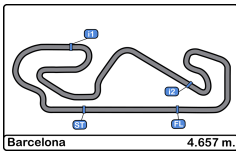
Circuit de Barcelona
International GT Open
Free practice - 2
Lap Analysis



15		Gustav Bergström					Porsche 911 GT3 R (992)		17		Diego Menchaca							
PRO		Nico Menzel					Car Collection Motorsport		PRO		Marcos Siebert							
Lap	D	Time	Sector 1	Sector 2	Sector 3	T. Spd	Elapsed	Lap	D	Time	Sector 1	Sector 2	Sector 3	T. Spd	Elapsed			
1		10:49:35.186	10:48:17.789	45.285	32.112	110.6	10:49:35.186	1		10:48:26.330	10:47:06.369	44.332	35.629	171.1	10:48:26.330			
2		1:42.651	30.857	41.310	30.484	254.1	10:51:17.837	2		1:45.547	30.471	41.385	33.691	256.5	10:50:11.877			
3		1:42.625	30.532	41.434	30.659	254.7	10:53:00.462	3		1:50.236 P	30.557	42.148	37.531	254.7	10:52:02.113			
4		1:48.929	30.785	41.607	36.537	252.9	10:54:49.391	4		40:01.857	38:45.953	43.557	32.347	181.5	11:32:03.970			
5		1:42.649	30.662	41.328	30.659	252.9	10:56:32.040	5		1:44.759	31.071	42.018	31.670	251.7	11:33:48.729			
6		1:42.486	30.646	41.232	30.608	252.9	10:58:14.526	6		1:43.775	30.988	41.684	31.103	251.1	11:35:32.504			
7		1:48.877 P	30.710	41.435	36.732	253.5	11:00:03.403	7		1:44.050	30.728	42.292	31.030	254.1	11:37:16.554			
8		8:37.950	7:24.440	41.859	31.651	160.2	11:08:41.353	8		1:43.754	30.784	41.802	31.168	253.5	11:39:00.308			
9		1:49.577	30.863	41.718	36.996	252.3	11:10:30.930	9		1:43.429	30.524	41.792	31.113	254.7	11:40:43.737			
10		1:43.282	30.785	41.487	31.010	254.1	11:12:14.212	10		1:47.224	32.211	42.765	32.248	254.7	11:42:30.961			
11		1:43.571	30.774	41.585	31.212	256.5	11:13:57.783	11		1:46.371	30.759	41.838	33.774	253.5	11:44:17.332			
12		2:56.399 P	40.507	1:18.609	57.283	255.3	11:16:54.182	12		1:50.424 P	31.015	41.669	37.740	253.5	11:46:07.756			
13		7:46.494	6:32.194	42.660	31.640	180.6	11:24:40.676	19							Marzio Moretti		Lamborghini Huracan GT3 EVO2	
14		1:45.097	31.257	42.164	31.676	250.5	11:26:25.773	PRO		Artëm Petrov					Oregon Team			
15		1:45.094	31.498	42.139	31.457	252.3	11:28:10.867	Lap	D	Time	Sector 1	Sector 2	Sector 3	T. Spd	Elapsed			
16		1:44.641	31.387	41.819	31.435	252.3	11:29:55.508	1		10:48:57.864	10:47:41.639	44.487	31.738	160.0	10:48:57.864			
17		1:44.326	31.117	41.819	31.390	252.9	11:31:39.834	2		1:43.731	30.911	41.739	31.081	253.5	10:50:41.595			
18		1:44.672	31.372	41.721	31.579	253.5	11:33:24.506	3		1:43.059	30.543	41.518	30.998	253.5	10:52:24.654			
19		1:44.780	31.390	41.834	31.556	252.9	11:35:09.286	4		1:43.365	30.647	41.751	30.967	254.7	10:54:08.019			
20		1:44.343	30.924	41.773	31.646	254.1	11:36:53.629	5		1:43.318	30.593	41.747	30.978	254.7	10:55:51.337			
21		1:46.205	31.132	42.068	33.005	255.3	11:38:39.834	6		1:43.836	30.698	41.811	31.327	254.1	10:57:35.173			
22		1:45.126	31.140	41.938	32.048	252.9	11:40:24.960	7		1:43.629	30.731	41.763	31.135	252.9	10:59:18.802			
23		1:52.210 P	31.200	42.178	38.832	253.5	11:42:17.170	8		1:49.398 P	30.561	41.988	36.849	253.5	11:01:08.200			
24		3:00.220 P	1:42.049	41.836	36.335	181.8	11:45:17.390	9		4:30.923	3:17.268	42.364	31.291	147.5	11:05:39.123			

16		Marcelo Hahn					Ferrari 296 GT3		PROAM		Allam Khodair					
PROAM		Allam Khodair					AF Corse		PROAM		Allam Khodair					
Lap	D	Time	Sector 1	Sector 2	Sector 3	T. Spd	Elapsed	Lap	D	Time	Sector 1	Sector 2	Sector 3	T. Spd	Elapsed	
1		10:49:23.002	10:48:04.601	46.029	32.372	177.3	10:49:23.002	10		1:44.927	31.195	42.351	31.381	252.9	11:07:24.050	
2		1:43.290	30.677	41.656	30.957	254.7	10:51:06.292	11		1:44.635	30.738	42.103	31.794	253.5	11:09:08.685	
3		1:42.995	30.547	41.474	30.974	255.3	10:52:49.287	12		1:53.290 P	32.517	42.706	38.067	252.9	11:11:01.975	
4		1:52.916	30.393	43.978	38.545	255.3	10:54:42.203	13		2:39.629	2:12.482	43.124	44.014	181.2	11:14:41.595	
5		1:57.656 P	30.578	41.417	45.661	254.7	10:56:39.859	14		2:27.255	1:11.915	1:19.363	55.977	80.5	11:18:08.850	
6		3:37.368	2:22.836	42.001	32.531	175.8	11:00:17.227	15		2:48.473	1:12.286	1:02.855	33.332	80.4	11:20:57.323	
7		1:41.798	30.403	40.978	30.417	255.3	11:01:59.025	16		1:43.505	30.825	41.683	30.997	251.1	11:22:40.828	
8		1:45.998	30.150	43.117	32.731	257.7	11:03:45.023	17		1:48.560 P	30.613	41.618	36.329	254.1	11:24:29.388	
9		1:45.051	30.224	42.812	32.015	256.5	11:05:30.074	18		2:45.823	1:30.235	43.731	31.857	180.3	11:27:15.211	
10		1:48.875 P	30.377	41.215	37.283	256.5	11:07:18.949	19		1:46.018	30.990	42.765	32.263	254.7	11:29:01.229	
11		14:14.397	12:57.343	43.470	33.584	115.1	11:21:33.346	20		1:45.048	31.299	42.186	31.563	252.9	11:30:46.277	
12		1:41.916	30.265	41.024	30.627	254.7	11:23:15.262	21		1:45.545	31.244	42.453	31.848	252.9	11:32:31.822	
13		1:42.093	30.325	41.094	30.674	255.3	11:24:57.355	22		1:50.151 P	31.312	41.784	37.055	252.9	11:34:21.973	
14		1:48.042 P	30.268	41.725	36.049	254.7	11:26:45.397	23		3:47.469	2:30.131	43.432	33.906	181.2	11:38:09.442	
15		3:22.226	2:02.177	47.898	32.151	173.6	11:30:07.623	24		1:43.391	30.969	41.591	30.831	250.5	11:39:52.833	
16		1:47.486	31.638	42.724	33.124	251.7	11:31:55.109	25		1:43.744	30.631	41.861	31.252	252.9	11:41:36.577	
17		1:49.395	32.659	43.863	32.873	252.3	11:33:44.504	26		1:49.763 P	30.736	41.775	37.252	254.1	11:43:26.340	
18		1:45.902	31.605	42.485	31.812	252.3	11:35:30.406									
19		1:56.171 P	31.645	43.066	41.460	254.1	11:37:26.577									
20		3:11.917	1:51.741	46.088	34.088	125.2	11:40:38.494									
21		1:51.003	30.939	44.433	35.631	254.1	11:42:29.497									
22		1:44.328	30.953	41.926	31.449	252.9	11:44:13.825									
23		1:44.387	31.081	41.934	31.372	252.3	11:45:58.212									
24		1:44.596	30.872	41.847	31.877	254.1	11:47:42.808									
25		1:56.338 P	33.105	44.259	38.974	252.3	11:49:39.146									



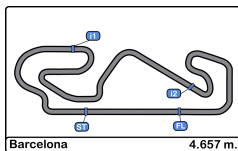


Circuito de Barcelona
International GT Open
Free practice - 2
Lap Analysis



20							24																	
PRO			Mikaeel Pitamber				SPS Automotive Performance			PROAM			Oliver Webb											
Lap D	Time	Sector 1	Sector 2	Sector 3	T. Spd	Elapsed	Lap D	Time	Sector 1	Sector 2	Sector 3	T. Spd	Elapsed											
1	10:48:28.045	10:47:07.969	43.876	36.200	164.6	10:48:28.045	1	10:48:59.312	10:47:45.054	42.938	31.320	176.4	10:48:59.312											
2	1:45.145	30.852	41.809	32.484	255.3	10:50:13.190	2	1:43.923	30.799	41.785	31.339	253.5	10:50:43.235											
3	1:44.485	31.465	41.838	31.182	257.7	10:51:57.675	3	1:43.533	30.708	41.940	30.885	252.3	10:52:26.768											
4	1:44.307	30.891	41.762	31.654	254.1	10:53:41.982	4	1:43.480	30.698	41.795	30.987	254.1	10:54:10.248											
5	1:44.258	31.303	41.656	31.299	255.3	10:55:26.240	5	1:43.194	30.694	41.736	30.761	254.1	10:55:53.439											
6	1:44.300	30.993	41.794	31.513	254.7	10:57:10.540	6	1:45.048	30.539	41.698	32.781	255.3	10:57:38.457											
7	1:49.430 P	30.865	41.843	36.722	254.1	10:58:59.970	7	1:54.700 P	33.230	42.757	38.713	248.8	10:59:33.157											
8	2:57.671	1:44.245	42.061	31.365	180.9	11:01:57.641	8	6:49.043	5:25.654	46.033	37.356	126.7	11:06:22.200											
9	1:43.873	30.954	41.768	31.151	254.7	11:03:41.514	9	1:53.530	33.802	45.339	34.389	246.5	11:08:15.730											
10	1:44.410	30.908	41.937	31.565	255.3	11:05:25.924	10	1:54.560	34.384	45.529	34.647	246.0	11:10:10.290											
11	1:51.382 P	31.058	42.134	38.190	254.1	11:07:17.306	11	2:12.444 P	33.386	46.361	52.697	227.3	11:12:22.734											
12	4:55.338	3:30.520	53.896	30.922	177.0	11:12:12.644	12	14:40.669	13:20.985	43.975	35.709	161.9	11:27:03.403											
13	1:42.649	30.221	41.430	30.998	256.5	11:13:55.293	13	1:50.787	33.005	43.824	33.958	248.2	11:28:54.190											
14	2:46.117 P	30.894	1:18.406	56.817	254.1	11:16:41.410	14	1:48.724	32.777	43.416	32.531	248.8	11:30:42.914											
15	5:08.369	3:49.587	44.544	34.238	79.4	11:21:49.779	15	1:50.435	34.360	43.691	32.384	250.0	11:32:33.349											
16	1:42.360	30.460	41.237	30.663	255.3	11:23:32.139	16	1:47.431	31.760	42.834	32.837	251.7	11:34:20.780											
17	1:42.377	30.361	41.211	30.805	255.3	11:25:14.516	17	1:46.935	31.769	42.965	32.201	250.5	11:36:07.715											
18	1:52.318 P	30.592	43.621	38.105	255.9	11:27:06.834	18	1:46.472	31.330	42.894	32.248	252.3	11:37:54.187											
19	4:30.114	3:16.884	41.958	31.272	181.8	11:31:36.948	19	1:47.118	31.683	43.044	32.391	251.7	11:39:41.305											
20	1:43.989	31.033	41.517	31.439	253.5	11:33:20.937	20	1:47.382	32.019	42.687	32.676	254.7	11:41:28.687											
21	1:43.974	30.909	41.540	31.525	252.3	11:35:04.911	21	1:46.257	31.419	42.629	32.209	254.1	11:43:14.944											
22	1:47.180	30.992	43.287	32.901	254.7	11:36:52.091	22	2:00.474 P	33.798	44.393	42.283	252.3	11:45:15.418											
23	1:44.305	30.805	41.713	31.787	254.7	11:38:36.396	25							Alessandro Cozzi				Ferrari 296 GT3						
24	1:45.295	31.033	42.240	32.022	254.1	11:40:21.691	PROAM							Giorgio Semagiotto							AF Corse			
25	1:44.701	31.281	41.755	31.665	255.9	11:42:06.392	Lap D	Time	Sector 1	Sector 2	Sector 3	T. Spd	Elapsed	1	10:48:30.393	10:47:09.461	43.069	37.863	160.9	10:48:30.393				
26	1:44.526	30.898	41.831	31.797	255.3	11:43:50.918	2	1:43.217	30.488	41.695	31.034	257.7	10:50:13.610	3	1:46.729	31.313	42.185	33.231	258.9	10:52:00.339				
27	1:44.178	30.838	41.885	31.455	252.9	11:45:35.096	4	1:43.549	30.644	41.864	31.041	255.3	10:53:43.888	5	1:45.318	30.647	42.081	32.590	257.1	10:55:29.206				
28	1:50.686 P	30.939	41.887	37.860	253.5	11:47:25.782	6	1:43.323	30.520	41.676	31.127	257.1	10:57:12.529	7	1:42.832	30.398	41.579	30.855	257.1	10:58:55.361				
23							Thor Haugen							Ferrari 488 GT3 2020										
PROAM			Paolo Ruberti				Pellin Racing																	
Lap D	Time	Sector 1	Sector 2	Sector 3	T. Spd	Elapsed																		
1	10:53:20.763	10:52:01.719	47.264	31.780	180.6	10:53:20.763	8	1:43.544	30.546	41.833	31.165	256.5	11:00:38.905											
2	1:42.993	30.542	41.579	30.872	254.1	10:55:03.756	9	1:43.210	30.518	41.693	30.999	256.5	11:02:22.115											
3	1:54.166	32.638	48.878	32.650	255.3	10:56:57.922	10	1:55.502 P	30.631	41.732	43.139	257.1	11:04:17.617											
4	1:43.151	30.612	41.672	30.867	255.3	10:58:41.073	11	4:07.469	2:49.654	45.314	32.501	177.9	11:08:25.086											
5	1:58.876 P	31.848	43.443	43.585	254.7	11:00:39.949	12	4:50.553	30.940	43.176	36.437	254.7	11:10:15.639											
6	3:34.712	2:17.814	44.147	32.751	145.9	11:04:14.661	13	1:47.158	30.712	42.691	33.755	257.1	11:12:02.797											
7	1:48.451	32.042	43.447	32.962	252.9	11:06:03.112	14	1:43.858	30.713	41.811	31.334	257.7	11:13:46.655											
8	1:48.710	32.097	43.379	33.234	252.3	11:07:51.822	15	2:38.573 P	30.448	1:11.456	56.669	257.1	11:16:25.228											
9	1:49.730	32.604	43.995	33.131	248.2	11:09:41.552	16	6:07.397	4:52.457	43.114	31.826	175.8	11:22:32.625											
10	1:52.126	34.219	44.504	33.403	248.2	11:11:33.678	17	1:45.506	31.277	42.518	31.711	253.5	11:24:18.131											
11	1:59.860 P	32.787	44.133	42.940	251.1	11:13:33.538	18	1:45.657	31.263	42.778	31.616	252.9	11:26:03.788											
							19	1:45.246	31.218	42.481	31.547	254.7	11:27:49.034											
							20	1:45.371	31.194	42.629	31.548	254.1	11:29:34.405											
							21	1:45.464	31.057	42.804	31.603	254.1	11:31:19.869											
							22	1:54.049 P	31.736	43.455	38.849	255.3	11:33:13.909											
							23	3:45.259	2:29.540	42.405	33.314	176.7	11:36:59.168											
							24	1:45.991	31.354	42.242	32.395	254.1	11:38:45.159											
							25	1:46.775	31.789	43.204	31.782	255.3	11:40:31.934											
							26	1:45.517	31.075	42.461	31.981	255.3	11:42:17.451											
							27	1:45.983	31.767	42.405	31.811	254.7	11:44:03.434											
							28	1:45.073	31.162	42.296	31.615	254.1	11:45:48.507											
							29	1:53.308 P	31.280	42.906	39.122	254.7	11:47:41.815											





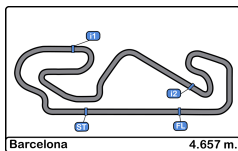
Circuit de Barcelona
International GT Open
Free practice - 2
Lap Analysis



27 Marco Pulcini Ferrari 296 GT3 **33** Dean Macdonald McLaren 720s GT3 Evo

PROAM						Spirit of Race						PRO					
Eddie Cheever						James Kell						Greystone GT					
Lap	D	Time	Sector 1	Sector 2	Sector 3	T. Spd	Elapsed	Lap	D	Time	Sector 1	Sector 2	Sector 3	T. Spd	Elapsed		
1		10:48:31.602	10:47:10.403	42.818	38.381	154.0	10:48:31.602	1		10:50:46.155	10:49:27.786	45.324	33.045	176.4	10:50:46.155		
2		1:44.582	31.123	41.893	31.566	253.5	10:50:16.184	2		1:44.344	31.011	41.971	31.359	251.7	10:52:30.496		
3		1:44.759	31.006	42.032	31.721	252.3	10:52:00.943	3		1:43.694	30.815	41.662	31.217	252.9	10:54:14.190		
4		1:44.337	30.868	41.929	31.540	254.1	10:53:45.280	4		1:43.343	30.638	41.746	30.959	254.1	10:55:57.533		
5		1:44.462	30.819	42.366	31.277	253.5	10:55:29.742	5		1:42.606	30.419	41.265	30.922	255.3	10:57:40.139		
6		1:44.186	30.832	42.342	31.012	255.3	10:57:13.928	6		1:43.100	30.626	41.512	30.962	254.7	10:59:23.239		
7		1:45.288	31.243	42.494	31.551	254.7	10:58:59.216	7		1:49.861 P	30.592	41.541	37.728	255.3	11:01:13.100		
8		1:51.549 P	30.700	42.648	38.201	252.9	11:00:50.765	8		3:21.035	2:02.266	41.548	37.221	183.9	11:04:34.135		
9		3:09.155	1:53.230	42.688	33.237	178.8	11:03:59.920	9		1:43.956	30.590	41.657	31.709	254.7	11:06:18.091		
10		1:43.266	30.620	41.636	31.010	254.1	11:05:43.186	10		1:42.764	30.457	41.533	30.774	255.3	11:08:00.855		
11		1:43.398	30.760	41.694	30.944	255.3	11:07:26.584	11		1:43.065	30.571	41.719	30.775	254.1	11:09:43.920		
12		1:43.302	30.517	41.574	31.211	253.5	11:09:09.886	12		1:50.856 P	31.369	41.848	37.639	256.5	11:11:34.776		
13		1:56.065 P	34.865	42.766	38.434	255.3	11:11:05.951	13		1:23.432	2:24.817	1:02.666	55.949	183.0	11:15:58.208		
14		2:59.285	1:45.016	43.552	30.717	167.4	11:14:05.236	14		3:26.734	1:12.160	1:18.588	55.986	80.4	11:19:24.942		
15		3:00.648 P	43.101	1:20.138	57.409	254.7	11:17:05.884	15		2:11.495	56.845	42.313	32.337	80.4	11:21:36.437		
16		4:21.677	3:08.995	41.885	30.797	79.7	11:21:27.561	16		1:43.028	30.842	41.485	30.701	254.1	11:23:19.465		
17		1:42.344	30.378	41.291	30.675	252.9	11:23:09.905	17		1:44.091	30.581	42.684	30.826	254.7	11:25:03.556		
18		1:41.870	30.265	40.978	30.627	254.1	11:24:51.775	18		1:42.992	30.479	41.549	30.964	254.7	11:26:46.548		
19		1:45.123	31.360	41.925	31.838	254.7	11:26:36.898	19		1:48.636 P	30.886	41.430	36.320	255.3	11:28:35.184		
20		1:42.001	30.469	41.003	30.529	253.5	11:28:18.899	20		3:35.253	2:19.350	41.551	34.352	183.0	11:32:10.437		
21		1:51.091 P	30.441	41.375	39.275	254.1	11:30:09.990	21		1:42.993	30.607	41.538	30.848	256.5	11:33:53.430		
22		4:39.647	3:22.029	43.855	33.763	176.4	11:34:49.637	22		1:43.628	30.625	41.613	31.390	255.3	11:35:37.058		
23		4:48.783	32.345	42.702	33.736	251.7	11:36:38.420	23		1:43.306	30.703	41.594	31.009	254.1	11:37:20.364		
24		1:45.405	30.962	42.322	32.121	252.9	11:38:23.825	24		1:48.441 P	30.778	41.426	36.237	255.9	11:39:08.805		
25		1:46.211	31.511	42.739	31.961	254.7	11:40:10.036	25		2:56.764	1:42.402	42.494	31.868	182.1	11:42:05.569		
26		1:46.029	31.300	42.707	32.022	256.5	11:41:56.065	26		1:47.424	31.060	44.047	32.317	255.3	11:43:52.993		
27		1:47.918	31.867	43.095	32.956	257.7	11:43:43.983	27		1:56.711 P	31.287	44.522	40.902	254.7	11:45:49.704		
28		1:54.522 P	31.515	42.368	40.639	254.1	11:45:38.505										





Circuit de Barcelona
International GT Open
Free practice - 2
Lap Analysis



42 Mark Wallenwein Lamborghini Huracan GT3 EVO2 51 Nicola Marinangeli Ferrari 296 GT3

PROAM Maciej Blazek Leipter Motorsport PRO Vincent Abril Spirit of Race

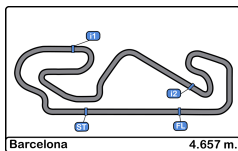
Lap	D	Time	Sector 1	Sector 2	Sector 3	T. Spd	Elapsed	Lap	D	Time	Sector 1	Sector 2	Sector 3	T. Spd	Elapsed
1		10:48:32.185	10:47:13.818	43.243	35.124	170.8	10:48:32.185	1		10:49:43.789	10:48:25.027	42.501	36.261	148.3	10:49:43.789
2		1:45.268	31.437	42.419	31.412	254.1	10:50:17.453	2		1:42.462	30.725	41.205	30.532	254.1	10:51:26.251
3		1:45.016	31.267	42.152	31.597	252.3	10:52:02.469	3		1:42.449	30.527	41.238	30.684	255.3	10:53:08.700
4		1:46.015	31.386	42.737	31.892	254.1	10:53:48.484	4		1:50.310	31.391	41.699	37.220	256.5	10:54:59.010
5		1:45.182	31.118	42.514	31.550	252.9	10:55:33.666	5		1:43.679	30.616	41.977	31.086	254.7	10:56:42.689
6		1:45.089	31.188	42.220	31.681	252.3	10:57:18.755	6		1:42.093	30.406	41.065	30.622	254.7	10:58:24.782
7		2:00.536 P	31.554	45.781	43.201	252.9	10:59:19.291	7		1:47.228 P	30.562	41.208	35.458	254.7	11:00:12.010
8		3:21.878	2:05.928	43.707	32.243	180.9	11:02:41.169	8		3:02.819	1:49.244	42.488	31.087	178.5	11:03:14.829
9		1:46.846	31.792	42.986	32.068	251.7	11:04:28.015	9		1:43.552	30.645	41.557	31.350	255.9	11:04:58.381
10		1:47.326	31.678	43.403	32.245	250.5	11:06:15.341	10		1:43.776	30.565	41.944	31.267	254.7	11:06:42.157
11		1:47.461	31.546	43.204	32.711	251.1	11:08:02.802	11		1:43.821	30.705	41.952	31.164	254.7	11:08:25.978
12		1:46.944	31.984	42.889	32.071	249.4	11:09:49.746	12		1:44.368	30.659	41.708	32.001	254.7	11:10:10.346
13		1:47.207	32.006	42.936	32.265	250.5	11:11:36.953	13		1:49.028	31.188	43.118	34.722	252.9	11:11:59.374
14		1:58.177 P	31.790	43.370	43.017	250.0	11:13:35.130	14		1:43.419	30.577	41.717	31.125	255.9	11:13:42.793
15		4:23.479	2:07.905	1:18.910	56.664	80.1	11:17:58.609	15		2:35.216 P	30.647	1:11.386	53.183	255.9	11:16:18.009
16		2:49.482	1:12.415	1:04.820	32.247	80.0	11:20:48.091	16		9:18.711	8:02.432	43.200	33.079	177.3	11:25:36.720
17		1:45.564	31.579	42.237	31.748	248.2	11:22:33.655	17		1:44.774	30.807	42.461	31.506	252.3	11:27:21.494
18		1:45.543	31.559	42.357	31.627	252.3	11:24:19.198	18		1:44.316	31.239	41.836	31.241	252.9	11:29:05.810
19		1:45.360	31.414	42.467	31.479	251.1	11:26:04.558	19		1:44.091	30.836	41.979	31.276	255.3	11:30:49.901
20		1:45.345	31.386	42.630	31.329	252.3	11:27:49.903	20		1:44.399	30.770	42.322	31.307	254.1	11:32:34.300
21		1:52.662 P	31.174	42.304	39.184	254.1	11:29:42.565	21		1:49.738 P	31.274	42.551	35.913	254.7	11:34:24.038
22		3:56.846	2:42.687	42.529	31.630	178.2	11:33:39.411	22		3:06.957 P	1:47.703	43.094	36.160	179.4	11:37:30.995
23		1:45.034	31.227	42.349	31.458	248.8	11:35:24.445	23		3:13.240 P	1:51.648	42.700	38.892	179.1	11:40:44.235
24		1:44.603	31.037	41.957	31.609	250.5	11:37:09.048	24		3:05.780 P	1:48.097	42.047	35.636	178.8	11:43:50.015

54 Dexter Müller Mercedes AMG GT3 EVO

PROAM Yannick Mettler CBRX by SPS

Lap	D	Time	Sector 1	Sector 2	Sector 3	T. Spd	Elapsed
1		10:48:35.078	10:47:18.465	41.854	34.759	176.4	10:48:35.078
2		1:48.053	30.823	41.424	35.806	255.3	10:50:23.131
3		1:42.409	30.461	41.304	30.644	254.1	10:52:05.540
4		1:45.474	30.548	41.689	33.237	255.3	10:53:51.014
5		1:51.612 P	30.689	41.405	39.518	253.5	10:55:42.626
6		3:55.107	2:42.533	41.525	31.049	178.5	10:59:37.733
7		1:42.642	30.743	41.302	30.597	253.5	11:01:20.375
8		1:42.081	30.378	41.284	30.419	253.5	11:03:02.456
9		1:50.619 P	30.396	41.186	39.037	255.3	11:04:53.075
10		3:28.050	2:07.208	42.000	38.842	178.8	11:08:21.125
11		1:46.336	30.800	41.689	33.847	252.3	11:10:07.461
12		1:48.608	31.183	41.787	35.638	254.7	11:11:56.069
13		1:55.675 P	30.867	41.929	42.879	255.3	11:13:51.744
14		7:47.640	6:31.429	43.466	32.745	79.3	11:21:39.384
15		1:47.618	32.048	43.001	32.569	251.7	11:23:27.002
16		1:53.140	35.984	44.246	32.910	252.3	11:25:20.142
17		1:51.182	31.724	43.558	35.900	252.3	11:27:11.324
18		1:49.377	32.121	43.198	34.058	250.5	11:29:00.701
19		1:58.388 P	33.585	46.248	38.555	221.3	11:30:59.089
20		5:02.245	3:45.410	42.832	34.003	179.4	11:36:01.334
21		1:46.734	31.679	42.779	32.276	251.7	11:37:48.068
22		1:45.732	31.552	42.149	32.031	251.7	11:39:33.800
23		1:46.043	31.609	42.364	32.070	251.1	11:41:19.843
24		1:45.834	31.099	42.582	32.153	252.9	11:43:05.677
25		1:45.779	31.248	42.402	32.129	251.1	11:44:51.456
26		1:45.824	31.361	42.460	32.003	252.9	11:46:37.280
27		2:12.006 P	33.651	48.350	50.005	251.1	11:48:49.286





Circuit de Barcelona
International GT Open
Free practice - 2
Lap Analysis

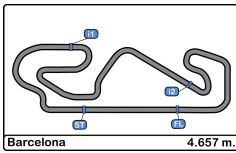


55							65								
Laurent De Meeus							Heiko Neumann								
Ferrari 296 GT3							Mercedes AMG GT3 EVO								
PROAM							Team Motopark								
Jamie Stanley							Timo Rumpfkeil								
AF Corse							AM								
Lap	D	Time	Sector 1	Sector 2	Sector 3	T. Spd	Elapsed	Lap	D	Time	Sector 1	Sector 2	Sector 3	T. Spd	Elapsed
1		10:48:47.909	10:47:25.710	45.528	36.671	161.4	10:48:47.909	1		10:48:11.699	10:46:53.247	45.336	33.116	176.4	10:48:11.699
2		1:43.004	30.423	41.328	31.253	254.7	10:50:30.913	2		1:46.467	31.701	42.878	31.888	253.5	10:49:58.166
3		1:42.993	30.414	41.448	31.131	254.7	10:52:13.906	3		1:46.095	31.729	42.642	31.724	252.3	10:51:44.261
4		1:48.997	30.523	42.056	36.418	255.3	10:54:02.903	4		1:45.650	31.478	42.467	31.705	252.9	10:53:29.911
5		1:42.620	30.342	41.329	30.949	254.1	10:55:45.523	5		1:45.658	31.398	42.494	31.766	252.3	10:55:15.569
6		1:53.889	30.266	41.486	42.137	254.7	10:57:39.412	6		1:54.977 P	32.492	42.993	39.492	252.9	10:57:10.546
7		1:52.539	35.237	45.571	31.731	195.6	10:59:31.951	7		6:18.618	5:03.084	44.113	31.421	159.2	11:03:29.164
8		2:05.255 P	30.986	50.422	43.847	255.3	11:01:37.206	8		1:43.504	30.930	41.658	30.916	252.9	11:05:12.668
9		3:07.491	1:50.357	45.430	31.704	154.7	11:04:44.697	9		1:42.056	30.715	41.420	30.821	252.3	11:06:55.624
10		1:43.573	30.701	41.920	30.952	254.7	11:06:28.270	10		1:44.793	30.849	42.551	31.393	253.5	11:08:40.417
11		1:43.600	30.314	42.165	31.121	255.3	11:08:11.870	11		1:44.641	30.846	41.965	31.830	250.5	11:10:25.058
12		1:53.753 P	31.625	43.943	38.185	253.5	11:10:05.623	12		1:44.372	30.895	42.182	31.295	252.9	11:12:09.430
13		10:06.904	7:58.211	1:20.651	48.042	79.8	11:20:12.527	13		1:56.484 P	31.783	43.602	41.099	254.7	11:14:05.914
14		1:43.281	30.867	41.546	30.868	252.3	11:21:55.808	14		9:16.960	8:02.494	42.450	32.016	180.0	11:23:22.874
15		1:44.021	30.789	41.750	31.482	256.5	11:23:39.829	15		1:44.678	31.077	41.871	31.730	250.5	11:25:07.552
16		1:43.456	30.607	41.477	31.372	253.5	11:25:23.285	16		1:47.068	31.057	44.489	31.522	251.7	11:26:54.620
17		1:45.485	30.749	43.069	31.667	253.5	11:27:08.770	17		1:44.005	30.950	42.040	31.015	251.7	11:28:38.625
18		1:50.752 P	30.670	41.843	38.239	255.3	11:28:59.522	18		1:43.856	30.790	41.725	31.341	251.1	11:30:22.481
19		3:15.168	1:48.605	45.894	40.669	160.2	11:32:14.690	19		1:44.473	30.938	41.840	31.695	251.1	11:32:06.954
20		1:44.738	30.517	42.389	31.832	254.1	11:33:59.428	20		1:43.682	30.810	41.718	31.154	254.1	11:33:50.636
21		1:43.009	30.477	41.489	31.043	252.3	11:35:42.437	21		1:49.553 P	30.981	42.025	36.547	251.7	11:35:40.189
22		1:43.093	30.634	41.351	31.108	255.3	11:37:25.530	22		3:01.910	1:46.207	43.722	31.981	180.6	11:38:42.099
23		1:43.871	30.702	41.779	31.390	254.7	11:39:09.401	23		1:44.749	31.220	42.093	31.436	252.3	11:40:26.848
24		1:43.507	30.498	41.696	31.313	254.1	11:40:52.908	24		1:44.677	30.898	41.805	31.974	254.1	11:42:11.525
25		1:45.989	30.588	41.312	34.089	255.9	11:42:38.897	25		1:43.905	30.722	41.806	31.377	252.9	11:43:55.430
26		1:53.846 P	30.747	42.126	40.973	251.7	11:44:32.743	26		1:44.192	30.762	41.990	31.440	252.3	11:45:39.622

63													
Alberto Di Folco							Lamborghini Huracan GT3 EVO2						
PRO							Oregon Team						
Leonardo Pulcini													

Lap	D	Time	Sector 1	Sector 2	Sector 3	T. Spd	Elapsed
1		4:49:56.659	10:48:41.988	42.988	31.683	176.7	10:49:56.659
2		1:44.234	30.994	42.123	31.117	254.7	10:51:40.893
3		1:43.659	30.870	41.747	31.042	255.9	10:53:24.552
4		1:44.586	30.869	42.317	31.400	257.1	10:55:09.138
5		1:44.060	30.668	42.006	31.386	255.9	10:56:53.198
6		1:43.854	30.823	41.901	31.130	255.9	10:58:37.052
7		1:44.333	30.820	41.940	31.573	255.3	11:00:21.385
8		1:57.094 P	30.857	42.147	44.090	256.5	11:02:18.479
9		5:13.049	3:54.138	42.523	36.388	181.2	11:07:31.528
10		1:45.761	31.870	42.487	31.404	252.9	11:09:17.289
11		1:44.845	31.475	41.946	31.424	254.1	11:11:02.134
12		1:44.065	30.884	41.888	31.293	255.9	11:12:46.199
13		2:01.594 P	30.879	42.388	48.324	255.9	11:14:47.790
14		8:09.544	6:53.996	42.776	32.772	178.8	11:22:57.334
15		1:49.578	30.937	42.480	36.161	254.1	11:24:46.912
16		1:44.197	30.978	41.854	31.365	251.7	11:26:31.109
17		1:43.886	30.831	41.856	31.199	253.5	11:28:14.995
18		1:51.761	32.366	47.395	32.000	254.7	11:30:06.756
19		1:47.458	30.758	41.768	34.932	252.9	11:31:54.214
20		1:49.657	32.874	43.209	33.574	251.7	11:33:43.871
21		1:44.227	30.904	41.907	31.416	251.7	11:35:28.098
22		1:48.763 P	30.760	41.818	36.185	254.7	11:37:16.861
23			1:53.073	54.390		177.0	





Circuit de Barcelona
International GT Open
Free practice - 2
Lap Analysis



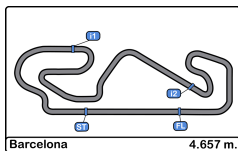
66 Stewart Proctor McLaren 720S GT3 **69** Michael Blanchemain Mercedes AMG GT3 EVO

PROAM Lewis Proctor							Greystone GT							PROAM Jim Pla							Scuderia Villorba Corse						
Lap	D	Time	Sector 1	Sector 2	Sector 3	T. Spd	Elapsed	Lap	D	Time	Sector 1	Sector 2	Sector 3	T. Spd	Elapsed	Lap	D	Time	Sector 1	Sector 2	Sector 3	T. Spd	Elapsed				
1		10:48:37.009	10:47:18.798	44.142	34.069	170.0	10:48:37.009	1		10:50:12.738	10:48:54.163	44.663	33.912	140.4	10:50:12.738												
2		1:48.521	31.840	42.815	33.866	252.9	10:50:25.530	2		1:49.447	32.084	44.132	33.231	251.7	10:52:02.185												
3		1:46.646	31.812	42.979	31.855	251.7	10:52:12.176	3		1:58.076 P	32.789	44.718	40.569	250.0	10:54:00.261												
4		1:46.173	31.423	42.661	32.089	252.3	10:53:58.349	4		3:56.939	2:41.135	42.207	33.597	181.2	10:57:57.200												
5		1:45.438	31.375	42.154	31.909	252.3	10:55:43.787	5		1:43.834	31.049	41.787	30.998	249.4	10:59:41.034												
6		1:45.180	31.079	42.267	31.834	253.5	10:57:28.967	6		1:54.774 P	30.911	41.709	42.154	252.9	11:01:35.808												
7		1:45.742	31.201	42.123	32.418	252.3	10:59:14.709	7		6:41.017	5:26.901	42.300	31.816	180.3	11:08:16.825												
8		1:44.503	31.235	41.979	31.289	252.3	11:00:59.212	8		1:46.744	31.494	41.772	33.478	250.0	11:10:03.569												
9		1:52.053 P	31.367	42.354	38.332	252.3	11:02:51.265	9		1:44.003	31.104	41.864	31.035	251.1	11:11:47.572												
10		3:20.441	2:06.920	42.096	31.425	180.0	11:06:11.706	10		1:43.520	30.730	41.685	31.105	252.9	11:13:31.092												
11		1:43.803	30.526	41.875	31.402	254.7	11:07:55.509	11		2:31.649 P	30.883	1:04.559	56.207	254.1	11:16:02.741												
12		1:48.172 P	30.832	41.901	35.439	254.7	11:09:43.681	12		7:20.510	6:06.303	42.611	31.596	179.1	11:23:23.251												
13		2:54.463	1:41.094	41.810	31.559	180.0	11:12:38.144	13		1:45.327	31.373	41.943	32.011	252.3	11:25:08.578												
14		1:44.977	30.528	42.628	31.821	255.9	11:14:23.121	14		1:46.620	31.005	44.001	31.614	250.5	11:26:55.198												
15		3:27.282 P	1:11.782	1:18.462	57.038	80.4	11:17:50.403	15		1:44.457	31.074	42.025	31.358	252.9	11:28:39.655												
16		4:24.825	2:54.401	47.534	42.890	179.7	11:22:15.228	16		1:51.739 P	30.918	41.923	38.898	252.9	11:30:31.394												
17		1:44.426	30.498	42.687	31.241	253.5	11:23:59.654	17		2:54.084	1:40.735	41.956	31.393	181.8	11:33:25.478												
18		1:42.309	30.256	41.384	30.669	254.1	11:25:41.963	18		1:45.221	31.085	42.765	31.371	251.7	11:35:10.699												
19		1:46.244	30.445	43.200	32.599	254.7	11:27:28.207	19		1:52.906 P	30.972	42.324	39.610	251.7	11:37:03.605												
20		1:42.848	30.592	41.244	31.012	254.7	11:29:11.055	20		2:53.134	1:39.218	42.341	31.575	181.5	11:39:56.739												
21		1:48.913 P	30.954	41.443	36.516	255.9	11:30:59.968	21		1:46.373	31.182	43.556	31.635	252.9	11:41:43.112												
22		4:12.805	2:55.604	44.995	32.206	173.9	11:35:12.773	22		1:54.092 P	31.362	43.205	39.525	253.5	11:43:37.204												

75 Filip Salaquarda Audi R8 LMS GT3 Evo II

PROAM Libor Milota							ISR Racing						
Lap	D	Time	Sector 1	Sector 2	Sector 3	T. Spd	Elapsed						
1		10:48:19.131	10:46:57.174	47.086	34.871	158.3	10:48:19.131						
2		1:44.021	30.829	41.697	31.495	255.9	10:50:03.152						
3		1:51.769	30.816	42.772	38.181	256.5	10:51:54.921						
4		1:46.553	30.903	41.874	33.776	254.1	10:53:41.474						
5		1:51.706	32.519	46.978	32.209	255.9	10:55:33.180						
6		1:44.283	31.010	41.765	31.508	255.3	10:57:17.463						
7		1:53.753 P	30.949	42.486	40.318	254.7	10:59:11.216						
8		5:10.339	3:54.425	42.795	33.119	156.0	11:04:21.555						
9		1:45.647	30.713	41.654	33.280	251.7	11:06:07.202						
10		1:44.601	30.603	41.651	32.347	254.7	11:07:51.803						
11		1:44.229	30.883	41.850	31.496	252.9	11:09:36.032						
12		1:48.688	32.971	43.189	32.528	254.1	11:11:24.720						
13		1:55.904 P	30.977	42.370	42.557	254.7	11:13:20.624						
14		8:20.871	7:05.361	43.427	32.083	80.1	11:21:41.495						
15		1:46.111	31.425	42.628	32.058	252.3	11:23:27.606						
16		1:45.712	31.486	42.435	31.791	254.1	11:25:13.318						
17		1:47.904	31.319	43.318	33.267	252.9	11:27:01.222						
18		1:45.199	31.294	42.008	31.897	252.3	11:28:46.421						
19		1:49.138	32.508	42.540	34.090	252.9	11:30:35.559						
20		1:45.559	31.360	42.510	31.689	251.7	11:32:21.118						
21		1:51.407 P	31.165	42.426	37.816	254.7	11:34:12.525						
22		3:26.954	2:12.431	42.500	32.023	178.8	11:37:39.479						
23		1:45.060	31.192	42.165	31.703	251.7	11:39:24.539						
24		1:45.564	31.114	42.380	32.070	253.5	11:41:10.103						
25		1:47.456	31.185	42.413	33.858	255.3	11:42:57.559						
26		1:45.230	31.130	42.263	31.837	251.1	11:44:42.789						
27		1:49.267	31.305	42.696	35.266	255.3	11:46:32.056						
28		2:14.640 P	37.216	47.479	49.945	201.1	11:48:46.696						



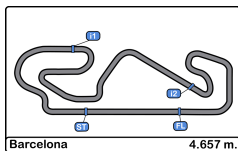


Circuit de Barcelona
International GT Open
Free practice - 2
Lap Analysis



88							95								
Gino Forgione							Morten Strömsted								
PROAM							Mercedes AMG GT3 EVO								
Michele Rugolo							Team Motopark								
Spirit of Race							PROAM								
Lap	D	Time	Sector 1	Sector 2	Sector 3	T. Spd	Elapsed	Lap	D	Time	Sector 1	Sector 2	Sector 3	T. Spd	Elapsed
1		10:48:53.442	10:47:34.291	45.288	33.863	178.2	10:48:53.442	1		10:48:22.798	10:46:57.712	49.036	36.050	160.7	10:48:22.798
2		1:50.988	32.751	43.595	34.642	251.7	10:50:44.430	2		1:43.150	30.637	41.676	30.837	254.7	10:50:05.948
3		1:49.232	32.028	44.123	33.081	252.9	10:52:33.662	3		1:42.833	30.621	41.349	30.863	254.7	10:51:48.781
4		1:48.730	32.424	43.554	32.752	252.9	10:54:22.392	4		1:45.977	31.233	42.315	32.429	254.7	10:53:34.758
5		1:58.631 P	31.991	46.108	40.532	252.3	10:56:21.023	5		1:42.446	30.659	41.309	30.448	253.5	10:55:17.174
6		3:27.047	2:09.249	44.139	33.659	171.4	10:59:48.070	6		1:42.523	30.438	41.338	30.747	256.5	10:56:59.697
7		1:46.022	31.549	42.418	32.055	254.1	11:01:34.092	7		1:50.683 P	31.112	42.125	37.446	254.7	10:58:50.380
8		1:47.317	31.342	42.749	33.226	252.9	11:03:21.409	8		5:22.910	4:07.777	42.855	32.278	165.3	11:04:13.290
9		1:45.563	31.242	42.317	32.004	253.5	11:05:06.972	9		1:43.819	31.068	41.721	31.030	251.7	11:05:57.109
10		1:45.950	31.502	42.186	32.262	253.5	11:06:52.922	10		1:43.476	30.526	41.972	30.978	254.1	11:07:40.585
11		1:54.201	31.712	46.050	36.439	251.7	11:08:47.123	11		1:42.928	30.594	41.717	30.617	253.5	11:09:23.513
12		1:48.768	32.133	44.133	32.502	249.4	11:10:35.891	12		1:45.207	32.012	41.956	31.239	253.5	11:11:08.720
13		1:47.430	31.760	43.152	32.518	253.5	11:12:23.321	13		1:43.270	30.689	41.655	30.926	254.7	11:12:51.990
14		1:46.776	31.674	42.783	32.319	252.3	11:14:10.097	14		2:01.344 P	30.523	41.828	48.960	255.9	11:14:53.301
15		2:58.884 P	41.433	1:19.669	57.779	253.5	11:17:08.978	15		7:15.449 P	5:53.716	43.645	38.088	180.6	11:22:08.750
16		5:49.662	4:36.123	42.062	31.477	180.6	11:22:58.640	16		2:59.656	1:43.665	42.863	33.128	181.8	11:25:08.406
17		1:49.875	30.788	42.856	36.231	254.1	11:24:48.515	17		1:47.754	32.266	43.426	32.062	225.9	11:26:56.160
18		1:44.072	30.943	41.949	31.180	251.7	11:26:32.587	18		1:48.507	31.493	42.782	34.232	253.5	11:28:44.667
19		1:50.101 P	30.762	41.561	37.778	254.7	11:28:22.688	19		1:47.529	32.000	43.352	32.177	248.2	11:30:32.196
20		2:40.301	1:18.131	46.205	35.965	178.5	11:31:02.989	20		1:46.566	31.502	42.892	32.172	250.0	11:32:18.762
21		1:43.864	30.703	41.595	31.566	252.3	11:32:46.853	21		1:46.249	31.551	42.765	31.933	252.9	11:34:05.011
22		1:48.542	31.074	42.911	34.557	255.3	11:34:35.395	22		1:45.776	31.470	42.589	31.717	250.0	11:35:50.787
23		1:43.948	30.917	41.877	31.154	252.3	11:36:19.343	23		1:45.789	31.512	42.675	31.602	252.3	11:37:36.576
24		1:43.336	30.603	41.476	31.257	254.7	11:38:02.679	24		1:46.043	31.280	42.814	31.949	252.3	11:39:22.619
25		1:43.426	30.694	41.541	31.191	255.3	11:39:46.105	25		1:46.354	31.413	42.619	32.322	252.3	11:41:08.973
26		1:54.248	32.478	47.594	34.176	255.3	11:41:40.353	26		1:46.390	31.320	42.759	32.311	252.3	11:42:55.363
27		1:48.869	30.729	42.536	35.604	254.7	11:43:29.222	27		1:46.517	31.497	43.025	31.995	250.5	11:44:41.880
28		1:48.290	31.043	42.165	35.082	252.9	11:45:17.512	28		1:50.481	31.636	42.641	36.204	251.7	11:46:32.361
29		1:43.804	30.843	41.616	31.345	254.1	11:47:01.316	29		2:15.688 P	37.889	47.935	49.864	192.5	11:48:48.049
30		2:08.622 P	33.376	43.206	52.040	227.8	11:49:09.938								



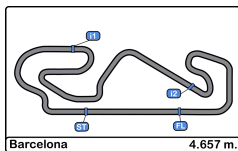


Circuit de Barcelona
International GT Open
Free practice - 2
Lap Analysis



96							99								
Lukas Dunner							Mercedes AMG GT3 EVO								
PRO							PROAM								
Julian Hanses							Team Motopark								
Alex Arkin Aka							Tresor Attempto Racing								
Lap	D	Time	Sector 1	Sector 2	Sector 3	T. Spd	Elapsed	Lap	D	Time	Sector 1	Sector 2	Sector 3	T. Spd	Elapsed
1		10:48:00.871	10:46:47.514	42.581	30.776	169.2	10:48:00.871	1		10:48:01.860	10:46:47.849	42.563	31.448	176.1	10:48:01.860
2		1:43.672	30.587	41.956	31.129	253.5	10:49:44.543	2		1:43.026	30.608	41.666	30.752	255.9	10:49:44.886
3		1:42.765	30.685	41.503	30.577	255.9	10:51:27.308	3		1:43.300	30.848	41.771	30.681	259.6	10:51:28.186
4		1:42.685	30.463	41.365	30.857	254.7	10:53:09.993	4		1:43.183	30.526	41.794	30.863	257.7	10:53:11.369
5		1:43.449	30.678	41.711	31.060	254.7	10:54:53.442	5		1:43.183	30.731	41.632	30.820	256.5	10:54:54.552
6		1:48.974 P	30.710	41.380	36.884	254.7	10:56:42.416	6		1:49.407 P	31.096	41.724	36.587	256.5	10:56:43.959
7		3:08.738	1:52.253	42.500	33.985	175.8	10:59:51.154	7		5:06.019	3:53.180	41.942	30.897	179.1	11:01:49.978
8		1:43.733	30.950	41.775	31.008	254.7	11:01:34.887	8		1:42.995	30.623	41.646	30.726	255.3	11:03:32.973
9		1:45.717	30.930	42.721	32.066	255.3	11:03:20.604	9		1:43.236	30.526	41.642	31.068	256.5	11:05:16.209
10		1:43.592	30.725	41.555	31.312	254.1	11:05:04.196	10		1:42.960	30.553	41.619	30.788	256.5	11:06:59.169
11		1:43.354	30.656	41.622	31.076	254.1	11:06:47.550	11		1:48.652 P	30.635	42.099	35.918	257.1	11:08:47.821
12		1:51.538 P	30.647	41.805	39.086	254.1	11:08:39.088	12		5:30.019	4:12.117	43.605	34.297	174.7	11:14:17.840
13		3:11.624	1:58.577	41.135	31.912	179.7	11:11:50.712	13		3:09.273	54.321	1:18.680	56.272	162.1	11:17:27.113
14		1:41.661	30.411	40.874	30.376	255.9	11:13:32.373	14		3:06.570	1:12.144	1:18.613	35.813	80.2	11:20:33.683
15		2:32.250 P	30.266	1:04.972	57.012	257.1	11:16:04.623	15		1:47.748	32.165	43.103	32.480	249.4	11:22:21.431
16		5:42.644	4:26.341	41.719	34.584	121.3	11:21:47.267	16		1:46.515	31.356	42.903	32.256	252.9	11:24:07.946
17		1:41.783	30.374	41.115	30.294	253.5	11:23:29.050	17		1:47.022	31.748	42.839	32.435	252.3	11:25:54.968
18		1:49.625	32.388	44.378	32.859	256.5	11:25:18.675	18		1:54.941 P	31.680	44.050	39.211	252.9	11:27:49.909
19		1:51.641 P	30.309	41.983	39.349	253.5	11:27:10.316	19		8:46.877	7:30.420	43.697	32.760	174.4	11:36:36.786
20		2:37.425	1:25.063	41.513	30.849	180.6	11:29:47.741	20		1:46.817	31.616	42.844	32.357	251.7	11:38:23.603
21		1:42.437	30.502	41.332	30.603	252.9	11:31:30.178	21		1:46.246	31.461	42.742	32.043	254.7	11:40:09.849
22		1:42.713	30.570	41.298	30.845	253.5	11:33:12.891	22		1:45.988	31.272	42.503	32.213	255.3	11:41:55.837
23		1:44.542	30.885	41.447	32.210	253.5	11:34:57.433	23		1:47.957	31.763	43.171	33.023	257.1	11:43:43.794
24		1:44.034	31.282	41.724	31.028	247.7	11:36:41.467	24		1:46.282	31.378	42.514	32.390	252.3	11:45:30.076
25		1:49.978 P	30.747	41.620	37.611	254.1	11:38:31.445	25		1:47.130	31.324	43.126	32.680	252.9	11:47:17.206
26		2:59.858	1:44.331	42.767	32.760	179.1	11:41:31.303	26		1:57.392 P	31.974	43.811	41.607	252.3	11:49:14.598
27		1:44.947	30.932	42.056	31.959	255.3	11:43:16.250								
28		1:44.248	31.059	41.880	31.309	253.5	11:45:00.498								
29		1:44.245	30.823	42.146	31.276	254.1	11:46:44.743								
30		2:07.565 P	31.491	45.098	50.976	252.3	11:48:52.308								





Circuit de Barcelona
International GT Open
Free practice - 2
Lap Analysis



108

Ameerh Naran

Mercedes AMG GT3 EVO **777**

Marcin Jedlinski

Audi R8 LMS GT3 Evo II

PROAM

Tom Jackson

GetSpeed

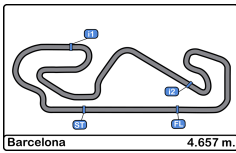
PROAM

Karol Basz

Olimp Racing

Lap	D	Time	Sector 1	Sector 2	Sector 3	T. Spd	Elapsed	Lap	D	Time	Sector 1	Sector 2	Sector 3	T. Spd	Elapsed
1		10:53:36.194	10:52:22.145	42.275	31.774	179.4	10:53:36.194	1		10:50:24.480	10:49:06.667	42.162	35.651	150.6	10:50:24.480
2		1:44.142	31.143	41.791	31.178	251.1	10:55:20.306	2		1:43.944	30.920	41.853	31.171	257.1	10:52:08.424
3		1:43.724	30.842	41.752	31.130	252.9	10:57:04.030	3		1:43.252	30.342	41.705	31.205	257.7	10:53:51.676
4		1:43.865	31.089	41.799	30.977	252.9	10:58:47.895	4		1:47.363	30.742	42.176	34.445	258.9	10:55:39.039
5		1:43.595	30.724	41.689	31.182	251.7	11:00:31.490	5		1:43.118	30.465	41.672	30.981	257.7	10:57:22.157
6		1:45.833	30.949	41.727	33.157	251.7	11:02:17.323	6		1:44.343	30.410	41.676	32.257	256.5	10:59:06.500
7		1:47.103	31.007	41.756	34.340	252.9	11:04:04.426	7		1:49.824 P	30.670	41.606	37.548	255.9	11:00:56.324
8		1:44.135	31.082	41.796	31.257	252.3	11:05:48.561	8		7:52.965	6:35.491	41.543	35.931	180.6	11:08:49.289
9		1:50.573 P	30.873	42.005	37.695	253.5	11:07:39.134	9		1:43.272	30.606	41.497	31.169	254.1	11:10:32.561
10		4:12.974	2:54.609	44.257	34.108	181.5	11:11:52.108	10		1:42.988	30.548	41.580	30.860	257.1	11:12:15.549
11		1:48.479	31.883	43.653	32.943	252.9	11:13:40.587	11		1:51.341 P	30.597	41.609	39.135	259.6	11:14:06.890
12		2:40.545	31.588	1:12.153	56.804	250.5	11:16:21.132	12		6:46.084	5:11.720	1:02.661	31.703	78.8	11:20:52.974
13		3:28.977	1:12.739	1:19.437	56.801	79.4	11:19:50.109	13		1:44.812	31.349	42.322	31.141	253.5	11:22:37.786
14		2:00.709	44.045	43.458	33.206	187.8	11:21:50.818	14		1:44.770	30.963	42.339	31.468	256.5	11:24:22.556
15		1:48.870	31.932	43.914	33.024	251.7	11:23:39.688	15		1:44.710	31.186	42.189	31.335	253.5	11:26:07.266
16		1:51.601	34.542	43.934	33.125	235.2	11:25:31.289	16		1:44.867	31.046	42.214	31.607	255.9	11:27:52.133
17		1:50.114	32.169	44.994	32.951	252.3	11:27:21.403	17		1:44.278	31.120	41.886	31.272	254.7	11:29:36.411
18		1:48.473	32.628	43.401	32.444	251.1	11:29:09.876	18		1:51.348 P	30.911	42.253	38.154	255.9	11:31:27.729
19		1:48.610	31.873	44.336	32.401	249.4	11:30:58.486	19		2:58.819	1:44.942	42.328	31.549	129.9	11:34:26.548
20		1:48.100	31.823	43.378	32.899	250.0	11:32:46.586	20		1:44.732	31.076	42.192	31.464	254.1	11:36:11.280
21		2:01.114 P	32.716	44.663	43.735	250.5	11:34:47.700	21		1:44.989	31.067	42.246	31.676	255.9	11:37:56.269
22		4:53.330	3:37.042	43.501	32.787	180.9	11:39:41.030	22		1:46.143	30.959	42.466	32.718	255.9	11:39:42.412
23		1:51.611	34.787	43.994	32.830	250.0	11:41:32.641	23		1:46.645	31.702	42.441	32.502	257.7	11:41:29.057
24		1:49.992	31.918	44.247	33.827	253.5	11:43:22.633	24		1:46.615	31.562	42.364	32.689	259.6	11:43:15.672
25		1:48.896	32.387	43.662	32.847	250.0	11:45:11.529	25		1:46.290	31.176	43.286	31.828	254.7	11:45:01.962
26		1:47.986	32.356	43.274	32.356	252.3	11:46:59.515	26		1:45.387	31.079	42.474	31.834	257.1	11:46:47.349
27		2:08.057 P	32.121	43.765	52.171	250.0	11:49:07.572	27		2:06.951 P	31.146	43.421	52.384	255.9	11:48:54.300





Circuit de Barcelona
International GT Open
Free practice - 2
Lap Analysis



786

Kiki Sak Nana

Mercedes AMG GT3 EVO

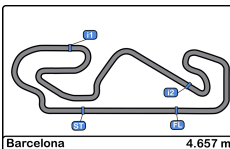
AM

Adam Osieka

GetSpeed

Lap	D	Time	Sector 1	Sector 2	Sector 3	T. Spd	Elapsed
1		10:49:37.260	10:48:18.650	45.802	32.808	114.7	10:49:37.260
2		1:45.744	31.295	42.559	31.890	251.7	10:51:23.004
3		1:44.730	31.061	42.228	31.441	252.3	10:53:07.734
4		1:45.027	31.539	41.953	31.535	252.3	10:54:52.761
5		1:56.355	36.673	43.867	35.815	252.3	10:56:49.116
6		1:45.127	31.352	42.177	31.598	250.5	10:58:34.243
7		1:45.007	31.336	42.048	31.623	252.3	11:00:19.250
8		1:44.933	31.175	42.199	31.559	253.5	11:02:04.183
9		1:45.230	31.124	42.324	31.782	254.7	11:03:49.413
10		1:45.506	31.367	42.516	31.623	253.5	11:05:34.919
11		1:45.151	31.157	42.291	31.703	254.1	11:07:20.070
12		1:47.690	33.165	42.744	31.781	224.0	11:09:07.760
13		1:44.842	30.975	42.307	31.560	253.5	11:10:52.602
14		1:54.951 P	31.323	42.614	41.014	252.9	11:12:47.553
15		7:52.075	5:54.071	1:24.703	33.301	79.9	11:20:39.628
16		1:46.604	31.398	42.061	33.145	251.1	11:22:26.232
17		1:44.581	30.976	41.948	31.657	252.3	11:24:10.813
18		1:48.174	31.098	43.064	34.012	252.3	11:25:58.987
19		1:57.735	30.968	42.139	44.628	253.5	11:27:56.722
20		1:45.056	31.238	42.104	31.714	253.5	11:29:41.778
21		1:44.319	30.920	41.818	31.581	252.9	11:31:26.097
22		1:44.716	31.129	41.961	31.626	251.7	11:33:10.813
23		1:53.656	30.980	42.522	40.154	253.5	11:35:04.469
24		1:45.087	30.990	42.184	31.913	251.7	11:36:49.556
25		1:45.708	30.916	42.868	31.924	253.3	11:38:35.264
26		1:53.294 P	31.187	42.516	39.591	254.7	11:40:28.558
27		3:15.754 P	1:47.337	45.384	43.033	183.6	11:43:44.312
28		3:06.360 P	1:42.884	42.726	40.750	182.4	11:46:50.672



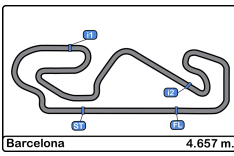


Circuito de Barcelona
International GT Open
Free practice - 2
Best Sectors Results



Sector - 1			Sector - 2			Sector - 3			Ideal Lap vs Best Lap		
Clas	Nº Driver	Time	Nº Driver	Time	Nº Driver	Time	Clas	Nº Driver	Ideal Lap	Best Lap	Clas
1	9 Bartone - Schiller	30.080	9 Bartone - Schiller	40.754	9 Bartone - Schiller	29.838	1	9 Bartone - Schiller	1:40.672	1:41.359	1
2	16 Hahn - Khodair	30.150	96 Dunner - Hanses	40.874	12 Hash - Fontana	30.180	2	12 Hash - Fontana	1:41.395	1:41.605	2
3	20 Baumann - Pitamber	30.221	12 Hash - Fontana	40.921	96 Dunner - Hanses	30.294	3	96 Dunner - Hanses	1:41.434	1:41.661	3
4	66 Proctor - Proctor	30.256	16 Hahn - Khodair	40.978	16 Hahn - Khodair	30.417	4	16 Hahn - Khodair	1:41.545	1:41.798	4
5	27 Pulcini - Cheever	30.265	27 Pulcini - Cheever	40.978	54 Müller - Mettler	30.419	5	27 Pulcini - Cheever	1:41.772	1:41.870	5
6	96 Dunner - Hanses	30.266	51 Marinangeli - Abril	41.065	95 Strömsted - Ikin	30.448	6	54 Müller - Mettler	1:41.983	1:42.081	6
7	55 De Meeus - Stanley	30.266	54 Müller - Mettler	41.186	15 Bergström - Menzel	30.484	7	51 Marinangeli - Abril	1:42.003	1:42.093	7
8	12 Hash - Fontana	30.294	20 Baumann - Pitamber	41.211	6 Pierburg - Walker	30.512	8	6 Pierburg - Walker	1:42.082	1:42.303	8
9	6 Pierburg - Walker	30.321	15 Bergström - Menzel	41.232	27 Pulcini - Cheever	30.529	9	20 Baumann - Pitamber	1:42.095	1:42.360	10
10	777 Jedlinski - Basz	30.342	66 Proctor - Proctor	41.244	51 Marinangeli - Abril	30.532	10	66 Proctor - Proctor	1:42.169	1:42.309	9
11	54 Müller - Mettler	30.378	6 Pierburg - Walker	41.249	1 Reicher - Haase	30.535	11	95 Strömsted - Ikin	1:42.195	1:42.833	17
12	14 Wira - Arrow	30.384	33 Macdonald - Kell	41.265	7 Mardini - van der Helm	30.610	12	15 Bergström - Menzel	1:42.248	1:42.486	12
13	25 Cozzi - Sernagiotto	30.398	10 Deledda - Pepper	41.268	20 Baumann - Pitamber	30.663	13	1 Reicher - Haase	1:42.359	1:42.458	11
14	51 Marinangeli - Abril	30.406	95 Strömsted - Ikin	41.309	66 Proctor - Proctor	30.669	14	33 Macdonald - Kell	1:42.385	1:42.606	14
15	33 Macdonald - Kell	30.419	55 De Meeus - Stanley	41.312	99 Scholze - Arkin Aka	30.681	15	55 De Meeus - Stanley	1:42.446	1:42.620	15
16	95 Strömsted - Ikin	30.438	7 Mardini - van der Helm	41.327	33 Macdonald - Kell	30.701	16	7 Mardini - van der Helm	1:42.487	1:42.899	18
17	10 Deledda - Pepper	30.444	1 Reicher - Haase	41.372	14 Wira - Arrow	30.754	17	10 Deledda - Pepper	1:42.496	1:42.496	13
18	1 Reicher - Haase	30.452	17 Menchaca - Siebert	41.385	24 Borodin - Webb	30.761	18	777 Jedlinski - Basz	1:42.699	1:42.988	20
19	17 Menchaca - Siebert	30.471	65 Neumann - Rumpfkeil	41.420	10 Deledda - Pepper	30.784	19	14 Wira - Arrow	1:42.771	1:43.312	23
20	99 Scholze - Arkin Aka	30.526	88 Forgione - Rugolo	41.476	65 Neumann - Rumpfkeil	30.821	20	99 Scholze - Arkin Aka	1:42.826	1:42.960	19
21	15 Bergström - Menzel	30.532	777 Jedlinski - Basz	41.497	19 Moretti - Petrov	30.831	21	25 Cozzi - Sernagiotto	1:42.832	1:42.832	16
22	24 Borodin - Webb	30.539	19 Moretti - Petrov	41.518	25 Cozzi - Sernagiotto	30.855	22	17 Menchaca - Siebert	1:42.886	1:43.429	25
23	23 Haugen - Ruberti	30.542	25 Cozzi - Sernagiotto	41.579	777 Jedlinski - Basz	30.860	23	19 Moretti - Petrov	1:42.892	1:43.059	22
24	19 Moretti - Petrov	30.543	23 Haugen - Ruberti	41.579	23 Haugen - Ruberti	30.867	24	65 Neumann - Rumpfkeil	1:42.956	1:43.682	29
25	7 Mardini - van der Helm	30.550	99 Scholze - Arkin Aka	41.619	55 De Meeus - Stanley	30.868	25	23 Haugen - Ruberti	1:42.988	1:42.993	21
26	88 Forgione - Rugolo	30.603	14 Wira - Arrow	41.633	108 Naran - Jackson	30.977	26	24 Borodin - Webb	1:42.998	1:43.480	26
27	75 Salaquarda - Milota	30.603	75 Salaquarda - Milota	41.651	69 Blanchemain - Pla	30.998	27	88 Forgione - Rugolo	1:43.233	1:43.336	24
28	63 Di Folco - Pulcini	30.668	69 Blanchemain - Pla	41.685	17 Menchaca - Siebert	31.030	28	108 Naran - Jackson	1:43.390	1:43.724	30
29	65 Neumann - Rumpfkeil	30.715	108 Naran - Jackson	41.689	63 Di Folco - Pulcini	31.042	29	69 Blanchemain - Pla	1:43.413	1:43.520	27
30	108 Naran - Jackson	30.724	24 Borodin - Webb	41.698	88 Forgione - Rugolo	31.154	30	63 Di Folco - Pulcini	1:43.457	1:43.659	28
31	69 Blanchemain - Pla	30.730	63 Di Folco - Pulcini	41.747	5 Jedlinski - Korzeniowski	31.253	31	75 Salaquarda - Milota	1:43.749	1:44.021	32
32	5 Jedlinski - Korzeniowski	30.731	5 Jedlinski - Korzeniowski	41.800	42 Wallenwein - Blazek	31.329	32	5 Jedlinski - Korzeniowski	1:43.784	1:43.844	31
33	786 Sak Nana - Osieka	30.916	786 Sak Nana - Osieka	41.818	786 Sak Nana - Osieka	31.441	33	786 Sak Nana - Osieka	1:44.175	1:44.319	33
34	42 Wallenwein - Blazek	31.006	42 Wallenwein - Blazek	41.957	75 Salaquarda - Milota	31.495	34	42 Wallenwein - Blazek	1:44.292	1:44.603	34
35	8 Giuseppe Cipriani	31.288	8 Giuseppe Cipriani	42.005	8 Giuseppe Cipriani	31.844	35	8 Giuseppe Cipriani	1:45.137	1:45.198	35



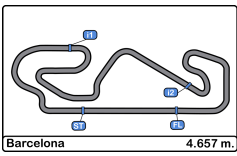


Circuito de Barcelona
International GT Open
Free practice - 2
Best 5 Lap Times



Cl	N° Entrant/Team	Nat	Driver 1	Nat	Driver 2	Nat	Vehicle	Cat	Cl	Best 1		Best 2		Best 3		Best 4		Best 5	
										Time	Lap	Time	Lap	Time	Lap	Time	Lap	Time	Lap
1	9 GetSpeed	DEU	Anthony Bartone	USA	Fabian Schiller	DEU	Mercedes AMG GT3 EVO	PRO	1	1:41.359	4	1:42.581	22	1:43.654	11	1:43.859	16	1:44.223	23
2	12 Car Collection Motorsport	DEU	Hash	USA	Alex Fontana	CHE	Porsche 911 GT3 R (992)	PROAM	1	1:41.605	6	1:41.781	4	1:41.879	7	1:41.950	9	1:41.997	3
3	96 Team Motopark	DEU	Lukas Dunner	AUT	Julian Hanses	DEU	Mercedes AMG GT3 EVO	PRO	2	1:41.661	14	1:41.783	17	1:42.437	21	1:42.685	4	1:42.713	22
4	16 AF Corse	ITA	Marcelo Hahn	BRA	Allam Khodair	BRA	Ferrari 296 GT3	PROAM	2	1:41.798	7	1:41.916	12	1:42.093	13	1:42.995	3	1:43.290	2
5	27 Spirit of Race	CHE	Marco Pulcini	MCO	Eddie Cheever	ITA	Ferrari 296 GT3	PROAM	3	1:41.870	18	1:42.001	20	1:42.344	17	1:43.266	10	1:43.302	12
6	54 CBRX by SPS	DEU	Dexter Müller	CHE	Yannick Mettler	CHE	Mercedes AMG GT3 EVO	PROAM	4	1:42.081	8	1:42.409	3	1:42.642	7	1:45.732	22	1:45.779	25
7	51 Spirit of Race	CHE	Nicola Marinangeli	ITA	Vincent Abril	ITA	Ferrari 296 GT3	PRO	3	1:42.093	6	1:42.449	3	1:42.462	2	1:43.419	14	1:43.552	9
8	6 GetSpeed	DEU	Valentin Pierburg	GBR	Aaron Walker	GBR	Mercedes AMG GT3 EVO	PROAM	5	1:42.303	7	1:42.335	8	1:42.627	6	1:43.238	27	1:43.876	9
9	66 Greystone GT	GBR	Stewart Proctor	GBR	Lewis Proctor	GBR	McLaren 720S GT3	PROAM	6	1:42.309	18	1:42.848	20	1:43.803	11	1:44.426	17	1:44.503	8
10	20 SPS Automotive Performance	DEU	Dominik Baumann	AUT	Mikaeel Pitamber	ZAF	Mercedes AMG GT3 EVO	PRO	4	1:42.360	16	1:42.377	17	1:42.649	13	1:43.873	9	1:43.974	21
11	1 Eastalent Racing	AUT	Simon Reicher	AUT	Christopher Haase	DEU	Audi R8 LMS GT3 Evo II	PRO	5	1:42.458	3	1:42.588	7	1:42.673	8	1:42.980	2	1:43.054	9
12	15 Car Collection Motorsport	DEU	Gustav Bergström	SWE	Nico Menzel	DEU	Porsche 911 GT3 R (992)	PRO	6	1:42.486	6	1:42.625	3	1:42.649	5	1:42.651	2	1:43.282	10
13	10 Oregon Team	ITA	Alessio Deledda	ITA	Jordan Pepper	ZAF	Lamborghini Huracan GT3 EVO2	PRO	7	1:42.496	25	1:42.754	24	1:43.218	28	1:43.687	18	1:43.752	20
14	33 Greystone GT	GBR	Dean Macdonald	GBR	James Kell	GBR	McLaren 720s GT3 Evo	PRO	8	1:42.606	5	1:42.764	10	1:42.992	18	1:42.993	21	1:43.028	16
15	55 AF Corse	ITA	Laurent De Meeus	BEL	Jamie Stanley	GBR	Ferrari 296 GT3	PROAM	7	1:42.620	5	1:43.004	2	1:43.009	21	1:43.093	22	1:43.281	14
16	25 AF Corse	ITA	Alessandro Cozzi	MCO	Giorgio Sernagiotto	ITA	Ferrari 296 GT3	PROAM	8	1:42.832	7	1:43.210	9	1:43.217	2	1:43.323	6	1:43.544	8
17	95 Team Motopark	DEU	Morten Strömsted	DNK	Thomas Ikin	GBR	Mercedes AMG GT3 EVO	PROAM	9	1:42.833	3	1:43.150	2	1:43.476	10	1:43.819	9	1:45.776	22
18	7 Car Collection Motorsport	DEU	Bashar Mardini	CAN	Tijmen van der Helm	NLD	Porsche 911 GT3 R (992)	PROAM	10	1:42.899	5	1:43.257	3	1:44.016	2	1:44.234	9	1:44.491	8
19	99 Tresor Attempto Racing	DEU	Florian Scholze	DEU	Alex Arkin Aka	DEU	Audi R8 LMS GT3 Evo II	PROAM	11	1:42.960	10	1:42.995	8	1:43.026	2	1:43.183	4	1:43.183	5
20	777 Olimp Racing	POL	Marcin Jedlinski	POL	Karol Basz	POL	Audi R8 LMS GT3 Evo II	PROAM	12	1:42.988	10	1:43.118	5	1:43.272	9	1:43.944	2	1:44.278	17
21	23 Pellin Racing	ITA	Thor Haugen	USA	Paolo Ruberti	ITA	Ferrari 488 GT3 2020	PROAM	13	1:42.993	2	1:43.151	4	1:48.451	7	1:48.710	8	1:49.730	9
22	19 Oregon Team	ITA	Marzio Moretti	ITA	Artëm Petrov	ISR	Lamborghini Huracan GT3 EVO2	PRO	9	1:43.059	3	1:43.318	5	1:43.365	4	1:43.391	24	1:43.505	16
23	14 Good Speed Racing Team	POL	Piotr Wira	POL	Daan Arrow	NLD	Mercedes AMG GT3 EVO	PROAM	14	1:43.312	3	1:43.694	7	1:43.783	4	1:46.703	21	1:46.994	20
24	88 Spirit of Race	CHE	Gino Forgione	CHE	Michele Rugolo	ITA	Ferrari 296 GT3	PROAM	15	1:43.336	24	1:43.426	25	1:43.804	29	1:43.864	21	1:43.948	23
25	17 Team Motopark	DEU	Diego Menchaca	MEX	Marcos Siebert	ARG	Mercedes AMG GT3 EVO	PRO	10	1:43.429	9	1:43.754	8	1:43.775	6	1:44.050	7	1:44.759	5
26	24 Greystone GT	GBR	Andrey Borodin	IND	Oliver Webb	GBR	McLaren 720s GT3 Evo	PROAM	16	1:43.480	4	1:43.923	2	1:46.257	21	1:46.472	18	1:46.935	17
27	69 Scuderia Villorba Corse	ITA	Michael Blanchemain	FRA	Jim Pla	FRA	Mercedes AMG GT3 EVO	PROAM	17	1:43.520	10	1:43.834	5	1:44.003	9	1:44.457	15	1:45.221	18
28	63 Oregon Team	ITA	Alberto Di Folco	ITA	Leonardo Pulcini	ITA	Lamborghini Huracan GT3 EVO2	PRO	11	1:43.659	3	1:43.854	6	1:43.886	17	1:44.060	5	1:44.065	12
29	65 Team Motopark	DEU	Heiko Neumann	DEU	Timo Rumpfkeil	DEU	Mercedes AMG GT3 EVO	AM	1	1:43.682	20	1:43.856	18	1:43.905	25	1:44.005	17	1:44.101	27
30	108 Vimana by GetSpeed	DEU	Ameerh Naran	GBR	Tom Jackson	GBR	Mercedes AMG GT3 EVO	PROAM	18	1:43.724	3	1:43.865	4	1:44.135	8	1:45.833	6	1:47.103	7
31	5 Olimp Racing	POL	Stanislaw Jedlinski	POL	Krystian Korzeniowski	POL	Ferrari 296 GT3	AM	2	1:43.844	4	1:44.340	3	1:44.732	5	1:45.476	8	1:45.509	2
32	75 ISR Racing	CZE	Filip Salaquarda	CZE	Libor Milota	CZE	Audi R8 LMS GT3 Evo II	PROAM	19	1:44.021	2	1:44.229	11	1:44.283	6	1:44.601	10	1:45.199	18
33	786 GetSpeed	DEU	Kiki Sak Nana	THA	Adam Osieka	DEU	Mercedes AMG GT3 EVO	AM	3	1:44.319	21	1:44.581	17	1:44.716	22	1:44.730	3	1:44.842	13
34	42 Leipert Motorsport	DEU	Mark Wallenwein	ITA	Maciej Blazek	POL	Lamborghini Huracan GT3 EVO2	PROAM	20	1:44.603	24	1:44.909	28	1:45.016	3	1:45.034	23	1:45.089	6
35	8 Il Barone Rampante	ITA	Giuseppe Cipriani	ITA		ITA	Lamborghini Huracan GT3 EVO	AM	4	1:45.198	14	1:45.859	13	1:46.111	3	1:46.457	10	1:46.559	17



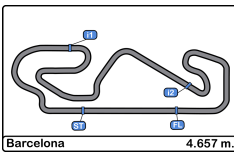


Circuito de Barcelona
International GT Open
Free practice - 2
Best 5 Top Speeds



Cl	N° Entrant/Team	Nat	Driver 1	Nat	Driver 2	Nat	Vehicle	Cat	Cl	Top 1		Top 2		Top 3		Top 4		Top 5		Avg
										Km/h	Lap	Km/h	Lap	Km/h	Lap	Km/h	Lap	Km/h	Lap	
1	99 Tresor Attempto Racing	DEU	Florian Scholze	DEU	Alex Arkin Aka	DEU	Audi R8 LMS GT3 Evo II	PROAM	1	259.6	3	257.7	4	257.1	11	257.1	23	256.5	5	257.6
2	777 Olimp Racing	POL	Marcin Jedlinski	POL	Karol Basz	POL	Audi R8 LMS GT3 Evo II	PROAM	2	259.6	11	259.6	24	258.9	4	257.7	3	257.7	5	258.7
3	25 AF Corse	ITA	Alessandro Cozzi	ITA	Giorgio Sernagiotto	ITA	Ferrari 296 GT3	PROAM	3	258.9	3	257.7	2	257.7	14	257.1	5	257.1	6	257.7
4	5 Olimp Racing	POL	Stanislaw Jedlinski	POL	Krystian Korzeniowski	POL	Ferrari 296 GT3	AM	1	257.7	2	255.9	3	255.9	5	255.9	11	255.3	6	256.1
5	16 AF Corse	ITA	Marcelo Hahn	BRA	Allam Khodair	BRA	Ferrari 296 GT3	PROAM	4	257.7	8	256.5	9	256.5	10	255.3	3	255.3	4	256.2
6	20 SPS Automotive Performance	DEU	Dominik Baumann	AUT	Mikaeel Pitamber	ZAF	Mercedes AMG GT3 EVO	PRO	1	257.7	3	256.5	13	255.9	18	255.9	25	255.3	2	256.2
7	27 Spirit of Race	CHE	Marco Pulcini	MCO	Eddie Cheever	ITA	Ferrari 296 GT3	PROAM	5	257.7	27	256.5	26	255.3	6	255.3	11	255.3	13	256.0
8	1 Eastalent Racing	AUT	Simon Reicher	AUT	Christopher Haase	DEU	Audi R8 LMS GT3 Evo II	PRO	2	257.1	26	256.5	3	256.5	4	256.5	9	256.5	11	256.6
9	7 Car Collection Motorsport	DEU	Bashar Mardini	CAN	Tijmen van der Helm	NLD	Porsche 911 GT3 R (992)	PROAM	6	257.1	27	256.5	2	256.5	6	256.5	10	256.5	18	256.6
10	9 GetSpeed	DEU	Anthony Bartone	USA	Fabian Schiller	DEU	Mercedes AMG GT3 EVO	PRO	3	257.1	24	255.9	8	255.9	23	255.3	3	255.3	5	255.9
11	63 Oregon Team	ITA	Alberto Di Folco	ITA	Leonardo Pulcini	ITA	Lamborghini Huracan GT3 EVO2	PRO	4	257.1	4	256.5	8	255.9	3	255.9	5	255.9	6	256.2
12	96 Team Motopark	DEU	Lukas Dunner	AUT	Julian Hanses	DEU	Mercedes AMG GT3 EVO	PRO	5	257.1	15	256.5	18	255.9	3	255.9	14	255.3	9	256.1
13	6 GetSpeed	DEU	Valentin Pierburg	DEU	Aaron Walker	GBR	Mercedes AMG GT3 EVO	PROAM	7	256.5	2	255.9	9	255.9	27	255.3	4	255.3	8	255.8
14	12 Car Collection Motorsport	DEU	Hash	USA	Alex Fontana	CHE	Porsche 911 GT3 R (992)	PROAM	8	256.5	5	256.5	27	255.3	4	255.3	7	255.3	10	255.8
15	15 Car Collection Motorsport	DEU	Gustav Bergström	SWE	Nico Menzel	DEU	Porsche 911 GT3 R (992)	PRO	6	256.5	11	255.3	12	255.3	21	254.7	3	254.1	2	255.2
16	17 Team Motopark	DEU	Diego Menchaca	MEX	Marcos Siebert	ARG	Mercedes AMG GT3 EVO	PRO	7	256.5	2	254.7	3	254.7	9	254.7	10	254.1	7	254.9
17	33 Greystone GT	GBR	Dean Macdonald	GBR	James Kell	GBR	McLaren 720s GT3 Evo	PRO	8	256.5	12	256.5	21	255.9	24	255.3	5	255.3	7	255.9
18	51 Spirit of Race	CHE	Nicola Marinangeli	ITA	Vincent Abril	ITA	Ferrari 296 GT3	PRO	9	256.5	4	255.9	9	255.9	14	255.9	15	255.3	3	255.9
19	55 AF Corse	ITA	Laurent De Meeus	BEL	Jamie Stanley	GBR	Ferrari 296 GT3	PROAM	9	256.5	15	255.9	25	255.3	4	255.3	8	255.3	11	255.6
20	75 ISR Racing	CZE	Filip Salaquarda	CZE	Libor Milota	CZE	Audi R8 LMS GT3 Evo II	PROAM	10	256.5	3	255.9	2	255.9	5	255.3	6	255.3	25	255.8
21	95 Team Motopark	DEU	Morten Strömsted	DNK	Thomas Ikin	GBR	Mercedes AMG GT3 EVO	PROAM	11	256.5	6	255.9	14	254.7	2	254.7	3	254.7	4	255.3
22	10 Oregon Team	ITA	Alessio Deledda	ITA	Jordan Pepper	ZAF	Lamborghini Huracan GT3 EVO2	PRO	10	255.9	4	255.9	5	255.9	10	255.9	12	255.9	21	255.9
23	66 Greystone GT	GBR	Stewart Proctor	GBR	Lewis Proctor	GBR	McLaren 720S GT3	PROAM	12	255.9	14	255.9	21	254.7	11	254.7	12	254.7	19	255.1
24	14 Good Speed Racing Team	POL	Piotr Wira	POL	Daan Arrow	NLD	Mercedes AMG GT3 EVO	PROAM	13	255.3	4	253.5	3	253.5	5	253.5	6	253.5	7	253.8
25	23 Pellin Racing	ITA	Thor Haugen	USA	Paolo Ruberti	ITA	Ferrari 488 GT3 2020	PROAM	14	255.3	3	255.3	4	254.7	5	254.1	2	252.9	7	254.4
26	24 Greystone GT	GBR	Andrey Borodin	IND	Oliver Webb	GBR	McLaren 720s GT3 Evo	PROAM	15	255.3	6	254.7	20	254.1	4	254.1	5	254.1	21	254.4
27	54 CBRX by SPS	DEU	Dexter Müller	CHE	Yannick Mettler	CHE	Mercedes AMG GT3 EVO	PROAM	16	255.3	2	255.3	4	255.3	9	255.3	13	254.7	12	255.1
28	88 Spirit of Race	CHE	Gino Forgione	CHE	Michele Rugolo	ITA	Ferrari 296 GT3	PROAM	17	255.3	22	255.3	25	255.3	26	254.7	19	254.7	24	255.0
29	786 GetSpeed	DEU	Kiki Sak Nana	ITA	Adam Osieka	DEU	Mercedes AMG GT3 EVO	AM	2	255.3	25	254.7	9	254.7	26	254.1	11	253.5	8	254.4
30	19 Oregon Team	ITA	Marzio Moretti	ITA	Artëm Petrov	ISR	Lamborghini Huracan GT3 EVO2	PRO	11	254.7	4	254.7	5	254.7	19	254.1	6	254.1	17	254.4
31	65 Team Motopark	DEU	Heiko Neumann	DEU	Timo Rumpfkeil	DEU	Mercedes AMG GT3 EVO	AM	3	254.7	13	254.1	20	254.1	24	253.5	2	253.5	10	253.9
32	42 Leipert Motorsport	DEU	Mark Wallenwein	DEU	Maciej Blazek	POL	Lamborghini Huracan GT3 EVO2	PROAM	18	254.1	2	254.1	4	254.1	21	254.1	29	252.9	5	253.8
33	69 Scuderia Villorba Corse	ITA	Michael Blanchemain	ITA	Jim Pla	ITA	Mercedes AMG GT3 EVO	PROAM	19	254.1	11	253.5	22	252.9	6	252.9	10	252.9	15	253.2
34	108 Vimana by GetSpeed	DEU	Ameerh Naran	ZWE	Tom Jackson	GBR	Mercedes AMG GT3 EVO	PROAM	20	253.5	9	253.5	24	252.9	3	252.9	4	252.9	7	253.1
35	8 Il Barone Rampante	ITA	Giuseppe Cipriani	ITA		ITA	Lamborghini Huracan GT3 EVO	AM	4	252.3	15	251.7	3	251.7	4	251.7	14	251.1	13	251.7



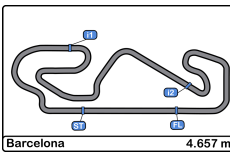


Circuito de Barcelona
International GT Open
Free practice - 2
Fastest Laps Sequence



Lap	Time of Day	Session Time	N° Entrant/Team	Nat	Driver 1	Nat	Driver 2	Nat	Vehicle	Cat	Time	Km/h
2	10:49:44.543	3:44.543	96 Team Motopark	DEU	Lukas Dunner	AUT	Julian Hanses	DEU	Mercedes AMG GT3 EVO	PRO	1:43.672	161.7
2	10:49:44.886	3:44.886	99 Tresor Attempto Racing	DEU	Florian Scholze	DEU	Alex Arkin Aka	DEU	Audi R8 LMS GT3 Evo II	PROAM	1:43.026	162.7
2	10:50:30.913	4:30.913	55 AF Corse	ITA	Laurent De Meeus	BEL	Jamie Stanley	GBR	Ferrari 296 GT3	PROAM	1:43.004	162.7
2	10:51:17.837	5:17.837	15 Car Collection Motorsport	DEU	Gustav Bergström	SWE	Nico Menzel	DEU	Porsche 911 GT3 R (992)	PRO	1:42.651	163.3
2	10:51:26.251	5:26.251	51 Spirit of Race	CHE	Nicola Marinangeli	ITA	Vincent Abril	FRA	Ferrari 296 GT3	PRO	1:42.462	163.6
3	10:51:34.041	5:34.041	12 Car Collection Motorsport	DEU	Hash	USA	Alex Fontana	CHE	Porsche 911 GT3 R (992)	PROAM	1:41.997	164.3
4	10:53:15.822	7:15.822	12 Car Collection Motorsport	DEU	Hash	USA	Alex Fontana	CHE	Porsche 911 GT3 R (992)	PROAM	1:41.781	164.7
6	10:56:43.450	10:43.450	12 Car Collection Motorsport	DEU	Hash	USA	Alex Fontana	CHE	Porsche 911 GT3 R (992)	PROAM	1:41.605	165.0
4	10:57:30.598	11:30.598	9 GetSpeed	DEU	Anthony Bartone	USA	Fabian Schiller	DEU	Mercedes AMG GT3 EVO	PRO	1:41.359	165.4





Circuito de Barcelona

International GT Open

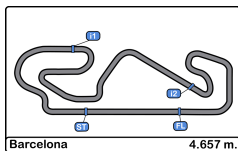
Free practice - 2

Event Best Maximum Speed



Nº	Entrant/Team	Nat	Driver 1	Nat	Driver 2	Nat	Vehicle	Cat	Km/h	Session
99	Tresor Attempto Racing	DEU	Florian Scholze	DEU	Alex Arkin Aka	DEU	Audi R8 LMS GT3 Evo II	PROAM	259.6	Free practice - 2
777	Olimp Racing	POL	Marcin Jedlinski	POL	Karol Basz	POL	Audi R8 LMS GT3 Evo II	PROAM	259.6	Free practice - 2
5	Olimp Racing	POL	Stanislaw Jedlinski	POL	Krystian Korzeniowski	POL	Ferrari 296 GT3	AM	258.9	Private test 2
51	Spirit of Race	CHE	Nicola Marinangeli	ITA	Vincent Abril	FRA	Ferrari 296 GT3	PRO	258.9	Private test 2
25	AF Corse	ITA	Alessandro Cozzi	MCO	Giorgio Sernagiotto	ITA	Ferrari 296 GT3	PROAM	258.9	Free practice - 2
1	Eastalent Racing	AUT	Simon Reicher	AUT	Christopher Haase	DEU	Audi R8 LMS GT3 Evo II	PRO	258.3	Private test 1
7	Car Collection Motorsport	DEU	Bashar Mardini	CAN	Tijmen van der Helm	NLD	Porsche 911 GT3 R (992)	PROAM	257.7	Private test 2
16	AF Corse	ITA	Marcelo Hahn	BRA	Allam Khodair	BRA	Ferrari 296 GT3	PROAM	257.7	Private test 2
20	SPS Automotive Performance	DEU	Dominik Baumann	AUT	Mikaeel Pitamber	ZAF	Mercedes AMG GT3 EVO	PRO	257.7	Free practice - 2
27	Spirit of Race	CHE	Marco Pulcini	MCO	Eddie Cheever	ITA	Ferrari 296 GT3	PROAM	257.7	Free practice - 2
33	Greystone GT	GBR	Dean Macdonald	GBR	James Kell	GBR	McLaren 720s GT3 Evo	PRO	257.1	Private test 1
88	Spirit of Race	CHE	Gino Forgione	CHE	Michele Rugolo	ITA	Ferrari 296 GT3	PROAM	257.1	Private test 1
63	Oregon Team	ITA	Alberto Di Folco	ITA	Leonardo Pulcini	ITA	Lamborghini Huracan GT3 EVO2	PRO	257.1	Free practice - 2
96	Team Motopark	DEU	Lukas Dunner	AUT	Julian Hanses	DEU	Mercedes AMG GT3 EVO	PRO	257.1	Free practice - 2
9	GetSpeed	DEU	Anthony Bartone	USA	Fabian Schiller	DEU	Mercedes AMG GT3 EVO	PRO	257.1	Free practice - 2
55	AF Corse	ITA	Laurent De Meeus	BEL	Jamie Stanley	GBR	Ferrari 296 GT3	PROAM	256.5	Private test 1
75	ISR Racing	CZE	Filip Salaquarda	CZE	Libor Milota	CZE	Audi R8 LMS GT3 Evo II	PROAM	256.5	Private test 1
66	Greystone GT	GBR	Stewart Proctor	GBR	Lewis Proctor	GBR	McLaren 720S GT3	PROAM	256.5	Private test 2
17	Team Motopark	DEU	Diego Menchaca	MEX	Marcos Siebert	ARG	Mercedes AMG GT3 EVO	PRO	256.5	Free practice - 2
6	GetSpeed	DEU	Valentin Pierburg	DEU	Aaron Walker	GBR	Mercedes AMG GT3 EVO	PROAM	256.5	Free practice - 2
95	Team Motopark	DEU	Morten Strömsted	DNK	Thomas Ikin	GBR	Mercedes AMG GT3 EVO	PROAM	256.5	Free practice - 2
15	Car Collection Motorsport	DEU	Gustav Bergström	SWE	Nico Menzel	DEU	Porsche 911 GT3 R (992)	PRO	256.5	Free practice - 2
12	Car Collection Motorsport	DEU	Hash	USA	Alex Fontana	CHE	Porsche 911 GT3 R (992)	PROAM	256.5	Free practice - 2
23	Pellin Racing	ITA	Thor Haugen	USA	Paolo Ruberti	ITA	Ferrari 488 GT3 2020	PROAM	255.9	Private test 2
10	Oregon Team	ITA	Alessio Deledda	ITA	Jordan Pepper	ZAF	Lamborghini Huracan GT3 EVO2	PRO	255.9	Free practice - 2
8	Il Barone Rampante	ITA	Giuseppe Cipriani	ITA		ITA	Lamborghini Huracan GT3 EVO	AM	255.3	Private test 1
14	Good Speed Racing Team	POL	Piotr Wira	POL	Daan Arrow	NLD	Mercedes AMG GT3 EVO	PROAM	255.3	Private test 2
24	Greystone GT	GBR	Andrey Borodin	IND	Oliver Webb	GBR	McLaren 720s GT3 Evo	PROAM	255.3	Free practice - 2
54	CBRX by SPS	DEU	Dexter Müller	CHE	Yannick Mettler	CHE	Mercedes AMG GT3 EVO	PROAM	255.3	Free practice - 2
786	GetSpeed	DEU	Kiki Sak Nana	THA	Adam Osieka	DEU	Mercedes AMG GT3 EVO	AM	255.3	Free practice - 2
65	Team Motopark	DEU	Heiko Neumann	DEU	Timo Rumpfkeil	DEU	Mercedes AMG GT3 EVO	AM	254.7	Free practice - 2
19	Oregon Team	ITA	Marzio Moretti	ITA	Artëm Petrov	ISR	Lamborghini Huracan GT3 EVO2	PRO	254.7	Free practice - 2
69	Scuderia Villorba Corse	ITA	Michael Blanchemain	FRA	Jim Pla	FRA	Mercedes AMG GT3 EVO	PROAM	254.1	Private test 2
42	Leipert Motorsport	DEU	Mark Wallenwein	POL	Maciej Blazek	POL	Lamborghini Huracan GT3 EVO2	PROAM	254.1	Free practice - 2
108	Vimana by GetSpeed	DEU	Ameerh Naran	ZWE	Tom Jackson	GBR	Mercedes AMG GT3 EVO	PROAM	253.5	Free practice - 2





Circuit de Barcelona
International GT Open
Free practice - 2
Pit Stop Analysis



1 Simon Reicher Audi R8 LMS GT3 Evo II
 PRO Christopher Haase Eastalent Racing

Nº	In Day Time	In Time	Out Time	Pit Time	T. Pit Time	Handicap	Diff.
1	10:56:49.670	10:56:49.670	10:59:27.026	2:37.356	2:37.356		
2	11:09:48.040	11:09:48.040	11:11:04.159	1:16.119	3:53.475		
3	11:18:13.077	11:18:13.077	11:19:27.933	1:14.856	5:08.331		
4	11:33:41.669	11:33:41.669	11:36:35.596	2:53.927	8:02.258		

5 Stanislaw Jedlinski Ferrari 296 GT3
 AM Krystian Korzeniowski Olimp Racing

Nº	In Day Time	In Time	Out Time	Pit Time	T. Pit Time	Handicap	Diff.
1	10:57:56.056	10:57:56.056	11:02:36.870	4:40.814	4:40.814		
2	11:07:55.826	11:07:55.826	11:10:15.847	2:20.021	7:00.835		
3	11:13:52.034	11:13:52.034	11:20:54.368	7:02.334	14:03.169		

6 Valentin Pierburg Mercedes AMG GT3 EVO
 PROAM Aaron Walker GetSpeed

Nº	In Day Time	In Time	Out Time	Pit Time	T. Pit Time	Handicap	Diff.
1	10:50:59.239	10:50:59.239	10:52:14.711	1:15.472	1:15.472		
2	10:55:52.068	10:55:52.068	10:58:00.484	2:08.416	3:23.888		
3	11:08:23.153	11:08:23.153	11:11:39.203	3:16.050	6:39.938		
4	11:15:51.603	11:15:51.603	11:16:56.936	1:05.333	7:45.271		
5	11:39:31.655	11:39:31.655	11:40:47.364	1:15.709	9:00.980		

7 Bashar Mardini Porsche 911 GT3 R (992)
 PROAM Tijmen van der Helm Car Collection Motorsport

Nº	In Day Time	In Time	Out Time	Pit Time	T. Pit Time	Handicap	Diff.
1	10:56:58.706	10:56:58.706	11:00:20.557	3:21.851	3:21.851		
2	11:07:27.680	11:07:27.680	11:09:55.570	2:27.890	5:49.741		
3	11:15:57.413	11:15:57.413	11:17:13.201	1:15.788	7:05.529		

8 Giuseppe Cipriani Lamborghini Huracan GT3 EVO
 AM Il Barone Rampante

Nº	In Day Time	In Time	Out Time	Pit Time	T. Pit Time	Handicap	Diff.
1	10:53:42.978	10:53:42.978	11:00:25.113	6:42.135	6:42.135		
2	11:06:02.652	11:06:02.652	11:13:49.511	7:46.859	14:28.994		
3	11:16:29.557	11:16:29.557	11:21:15.992	4:46.435	19:15.429		
4	11:33:48.923	11:33:48.923	11:35:46.557	1:57.634	21:13.063		
5	11:41:14.139	11:41:14.139	11:43:10.719	1:56.580	23:09.643		

9 Anthony Bartone Mercedes AMG GT3 EVO
 PRO Fabian Schiller GetSpeed

Nº	In Day Time	In Time	Out Time	Pit Time	T. Pit Time	Handicap	Diff.
1	10:59:16.254	10:59:16.254	11:02:01.349	2:45.095	2:45.095		
2	11:17:14.952	11:17:14.952	11:20:23.999	3:09.047	5:54.142		
3	11:27:38.715	11:27:38.715	11:31:10.779	3:32.064	9:26.206		
4	11:43:29.019	11:43:29.019	11:44:47.350	1:18.331	10:44.537		

10 Alessio Deledda Lamborghini Huracan GT3 EVO2
 PRO Jordan Pepper Oregon Team

Nº	In Day Time	In Time	Out Time	Pit Time	T. Pit Time	Handicap	Diff.
1	11:09:07.178	11:09:07.178	11:10:45.075	1:37.897	1:37.897		
2	11:17:20.681	11:17:20.681	11:18:43.329	1:22.648	3:00.545		
3	11:29:43.360	11:29:43.360	11:31:05.760	1:22.400	4:22.945		
4	11:39:44.626	11:39:44.626	11:40:50.164	1:05.538	5:28.483		

12 Hash Porsche 911 GT3 R (992)
 PROAM Alex Fontana Car Collection Motorsport

Nº	In Day Time	In Time	Out Time	Pit Time	T. Pit Time	Handicap	Diff.
1	11:03:37.404	11:03:37.404	11:05:22.719	1:45.315	1:45.315		
2	11:20:22.744	11:20:22.744	11:23:17.704	2:54.960	4:40.275		
3	11:42:12.575	11:42:12.575	11:43:27.376	1:14.801	5:55.076		

14 Piotr Wira Mercedes AMG GT3 EVO
 PROAM Daan Arrow Good Speed Racing Team

Nº	In Day Time	In Time	Out Time	Pit Time	T. Pit Time	Handicap	Diff.
1	10:48:41.410	10:48:41.410	10:49:03.557	22.147	22.147		
2	11:01:13.330	11:01:13.330	11:03:00.960	1:47.630	2:09.777		
3	11:16:47.147	11:16:47.147	11:20:17.985	3:30.838	5:40.615		

15 Gustav Bergström Porsche 911 GT3 R (992)
 PRO Nico Menzel Car Collection Motorsport

Nº	In Day Time	In Time	Out Time	Pit Time	T. Pit Time	Handicap	Diff.
1	10:59:59.605	10:59:59.605	11:06:52.002	6:52.397	6:52.397		
2	11:16:50.185	11:16:50.185	11:22:53.939	6:03.754	12:56.151		
3	11:42:13.369	11:42:13.369	11:43:28.778	1:15.409	14:11.560		

16 Marcelo Hahn Ferrari 296 GT3
 PROAM Allam Khodair AF Corse

Nº	In Day Time	In Time	Out Time	Pit Time	T. Pit Time	Handicap	Diff.
1	10:56:36.121	10:56:36.121	10:58:30.426	1:54.305	1:54.305		
2	11:07:15.077	11:07:15.077	11:19:33.079	12:18.002	14:12.307		
3	11:26:41.525	11:26:41.525	11:28:13.220	1:31.695	15:44.002		
4	11:37:21.213	11:37:21.213	11:38:41.132	1:19.919	17:03.921		

17 Diego Menchaca Mercedes AMG GT3 EVO
 PRO Marcos Siebert Team Motopark

Nº	In Day Time	In Time	Out Time	Pit Time	T. Pit Time	Handicap	Diff.
1	10:51:58.222	10:51:58.222	11:30:17.303	38:19.081	38:19.081		

19 Marzio Moretti Lamborghini Huracan GT3 EVO2
 PRO Artëm Petrov Oregon Team

Nº	In Day Time	In Time	Out Time	Pit Time	T. Pit Time	Handicap	Diff.
1	11:01:04.439	11:01:04.439	11:03:46.587	2:42.148	2:42.148		
2	11:10:58.207	11:10:58.207	11:12:43.526	1:45.319	4:27.467		
3	11:24:25.628	11:24:25.628	11:25:28.368	1:02.740	5:30.207		
4	11:34:18.204	11:34:18.204	11:36:21.452	2:03.248	7:33.455		

20 Dominik Baumann Mercedes AMG GT3 EVO
 PRO Mikael Pitamber SPS Automotive Performance

Nº	In Day Time	In Time	Out Time	Pit Time	T. Pit Time	Handicap	Diff.
1	10:58:56.197	10:58:56.197	11:00:11.514	1:15.317	1:15.317		
2	11:07:13.478	11:07:13.478	11:10:12.295	2:58.817	4:14.134		
3	11:16:37.625	11:16:37.625	11:19:48.080	3:10.455	7:24.589		
4	11:27:03.060	11:27:03.060	11:29:52.952	2:49.892	10:14.481		

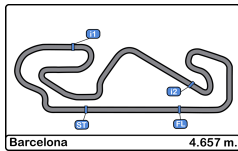
23 Thor Haugen Ferrari 488 GT3 2020
 PROAM Paolo Ruberti Pellin Racing

Nº	In Day Time	In Time	Out Time	Pit Time	T. Pit Time	Handicap	Diff.
1	11:00:36.112	11:00:36.112	11:02:22.766	1:46.654	1:46.654		

24 Andrey Borodin McLaren 720s GT3 Evo
 PROAM Oliver Webb Greystone GT

Nº	In Day Time	In Time	Out Time	Pit Time	T. Pit Time	Handicap	Diff.
1	10:59:29.201	10:59:29.201	11:04:20.846	4:51.645	4:51.645		
2	11:12:18.615	11:12:18.615	11:25:08.792	12:50.177	17:41.822		





Circuit de Barcelona
International GT Open
Free practice - 2
Pit Stop Analysis



25 Alessandro Cozzi Ferrari 296 GT3
PROAM Giorgio Sernagiotto AF Corse

Nº	In Day Time	In Time	Out Time	Pit Time	T. Pit Time	Handicap	Diff.
1	11:04:13.887	11:04:13.887	11:06:34.382	2:20.495	2:20.495		
2	11:16:21.502	11:16:21.502	11:20:44.555	4:23.053	6:43.548		
3	11:33:09.902	11:33:09.902	11:35:11.023	2:01.121	8:44.669		

27 Marco Pulcini Ferrari 296 GT3
PROAM Eddie Cheever Spirit of Race

Nº	In Day Time	In Time	Out Time	Pit Time	T. Pit Time	Handicap	Diff.
1	11:00:47.010	11:00:47.010	11:02:12.036	1:25.026	1:25.026		
2	11:11:01.985	11:11:01.985	11:12:11.966	1:09.981	2:35.007		
3	11:17:01.869	11:17:01.869	11:19:29.109	2:27.240	5:02.247		
4	11:30:04.594	11:30:04.594	11:32:57.669	2:53.075	7:55.322		

33 Dean Macdonald McLaren 720s GT3 Evo
PRO James Kell Greystone GT

Nº	In Day Time	In Time	Out Time	Pit Time	T. Pit Time	Handicap	Diff.
1	11:01:09.369	11:01:09.369	11:02:45.298	1:35.929	1:35.929		
2	11:11:31.066	11:11:31.066	11:13:29.579	1:58.513	3:34.442		
3	11:28:31.487	11:28:31.487	11:30:24.236	1:52.749	5:27.191		
4	11:39:05.079	11:39:05.079	11:40:20.350	1:15.271	6:42.462		

42 Mark Wallenwein Lamborghini Huracan GT3 EVO2
PROAM Maciej Blazek Leipert Motorsport

Nº	In Day Time	In Time	Out Time	Pit Time	T. Pit Time	Handicap	Diff.
1	10:59:15.453	10:59:15.453	11:00:53.207	1:37.754	1:37.754		
2	11:13:31.189	11:13:31.189	11:14:44.247	1:13.058	2:50.812		
3	11:29:38.732	11:29:38.732	11:31:53.790	2:15.058	5:05.870		

51 Nicola Marinangeli Ferrari 296 GT3
PRO Vincent Abril Spirit of Race

Nº	In Day Time	In Time	Out Time	Pit Time	T. Pit Time	Handicap	Diff.
1	11:00:08.225	11:00:08.225	11:01:28.978	1:20.753	1:20.753		
2	11:16:14.207	11:16:14.207	11:23:47.457	7:33.250	8:54.003		
3	11:34:20.204	11:34:20.204	11:35:40.991	1:20.787	10:14.790		
4	11:37:27.140	11:37:27.140	11:38:51.796	1:24.656	11:39.446		
5	11:40:40.477	11:40:40.477	11:42:01.199	1:20.722	13:00.168		

54 Dexter Müller Mercedes AMG GT3 EVO
PROAM Yannick Mettler CBRX by SPS

Nº	In Day Time	In Time	Out Time	Pit Time	T. Pit Time	Handicap	Diff.
1	10:55:38.711	10:55:38.711	10:57:54.698	2:15.987	2:15.987		
2	11:04:49.189	11:04:49.189	11:06:29.253	1:40.064	3:56.051		
3	11:13:47.546	11:13:47.546	11:19:39.144	5:51.598	9:47.649		
4	11:30:55.339	11:30:55.339	11:34:13.046	3:17.707	13:05.356		

55 Laurent De Meeus Ferrari 296 GT3
PROAM Jamie Stanley AF Corse

Nº	In Day Time	In Time	Out Time	Pit Time	T. Pit Time	Handicap	Diff.
1	11:01:33.455	11:01:33.455	11:02:49.284	1:15.829	1:15.829		
2	11:10:01.826	11:10:01.826	11:16:59.580	6:57.754	8:13.583		
3	11:28:55.757	11:28:55.757	11:30:11.632	1:15.875	9:29.458		

63 Alberto Di Folco Lamborghini Huracan GT3 EVO2
PRO Leonardo Pulcini Oregon Team

Nº	In Day Time	In Time	Out Time	Pit Time	T. Pit Time	Handicap	Diff.
1	11:02:14.289	11:02:14.289	11:05:34.174	3:19.885	3:19.885		
2	11:14:44.032	11:14:44.032	11:21:10.558	6:26.526	9:46.411		
3	11:37:13.093	11:37:13.093	11:38:37.185	1:24.092	11:10.503		

65 Heiko Neumann Mercedes AMG GT3 EVO
AM Timo Rumpfkeil Team Motopark

Nº	In Day Time	In Time	Out Time	Pit Time	T. Pit Time	Handicap	Diff.
1	10:57:06.670	10:57:06.670	11:01:38.589	4:31.919	4:31.919		
2	11:14:01.842	11:14:01.842	11:21:34.304	7:32.462	12:04.381		
3	11:35:36.250	11:35:36.250	11:36:52.516	1:16.266	13:20.647		

66 Stewart Proctor McLaren 720s GT3
PROAM Lewis Proctor Greystone GT

Nº	In Day Time	In Time	Out Time	Pit Time	T. Pit Time	Handicap	Diff.
1	11:02:47.359	11:02:47.359	11:04:26.908	1:39.549	1:39.549		
2	11:09:39.861	11:09:39.861	11:10:54.048	1:14.187	2:53.736		
3	11:17:46.427	11:17:46.427	11:20:13.665	2:27.238	5:20.974		
4	11:30:56.202	11:30:56.202	11:33:22.154	2:25.952	7:46.926		

69 Michael Blanchemain Mercedes AMG GT3 EVO
PROAM Jim Pla Scuderia Villorba Corse

Nº	In Day Time	In Time	Out Time	Pit Time	T. Pit Time	Handicap	Diff.
1	10:53:56.382	10:53:56.382	10:56:08.926	2:12.544	2:12.544		
2	11:01:32.070	11:01:32.070	11:06:31.817	4:59.747	7:12.291		
3	11:15:59.007	11:15:59.007	11:21:36.348	5:37.341	12:49.632		
4	11:30:27.666	11:30:27.666	11:31:39.932	1:12.266	14:01.898		
5	11:36:59.878	11:36:59.878	11:38:12.243	1:12.365	15:14.263		

75 Filip Salaquarda Audi R8 LMS GT3 Evo II
PROAM Libor Milota ISR Racing

Nº	In Day Time	In Time	Out Time	Pit Time	T. Pit Time	Handicap	Diff.
1	10:59:07.495	10:59:07.495	11:02:31.159	3:23.664	3:23.664		
2	11:13:16.843	11:13:16.843	11:19:42.578	6:25.735	9:49.399		
3	11:34:08.698	11:34:08.698	11:35:52.076	1:43.378	11:32.777		

88 Gino Forgione Ferrari 296 GT3
PROAM Michele Rugolo Spirit of Race

Nº	In Day Time	In Time	Out Time	Pit Time	T. Pit Time	Handicap	Diff.
1	10:56:17.303	10:56:17.303	10:57:55.984	1:38.681	1:38.681		
2	11:17:04.784	11:17:04.784	11:21:13.956	4:09.172	5:47.853		
3	11:28:18.967	11:28:18.967	11:29:08.926	49.959	6:37.812		

95 Morten Strömsted Mercedes AMG GT3 EVO
PROAM Thomas Ikin Team Motopark

Nº	In Day Time	In Time	Out Time	Pit Time	T. Pit Time	Handicap	Diff.
1	10:58:46.601	10:58:46.601	11:02:24.999	3:38.398	3:38.398		
2	11:14:49.518	11:14:49.518	11:20:15.383	5:25.865	9:04.263		
3	11:22:04.935	11:22:04.935	11:23:21.322	1:16.387	10:20.650		

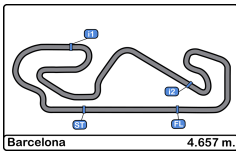
96 Lukas Dunner Mercedes AMG GT3 EVO
PRO Julian Hanses Team Motopark

Nº	In Day Time	In Time	Out Time	Pit Time	T. Pit Time	Handicap	Diff.
1	10:56:38.637	10:56:38.637	10:58:02.652	1:24.015	1:24.015		
2	11:08:35.198	11:08:35.198	11:10:07.146	1:31.948	2:55.963		
3	11:16:00.742	11:16:00.742	11:19:55.447	3:54.705	6:50.668		
4	11:27:06.549	11:27:06.549	11:28:04.569	58.020	7:48.688		
5	11:38:27.662	11:38:27.662	11:39:43.518	1:15.856	9:04.544		

99 Florian Scholze Audi R8 LMS GT3 Evo II
PROAM Alex Arkin Aka Tresor Attempto Racing

Nº	In Day Time	In Time	Out Time	Pit Time	T. Pit Time	Handicap	Diff.
1	10:56:40.154	10:56:40.154	11:00:06.535	3:26.381	3:26.381		
2	11:08:44.032	11:08:44.032	11:12:25.964	3:41.932	7:08.313		
3	11:27:45.952	11:27:45.952	11:34:47.236	7:01.284	14:09.597		





Circuit de Barcelona
International GT Open
Free practice - 2
Pit Stop Analysis



108 Ameerh Naran Mercedes AMG GT3 EVO

PROAM Tom Jackson GetSpeed

Nº	In Day Time	In Time	Out Time	Pit Time	T. Pit Time	Handicap	Diff.
1	11:07:35.274	11:07:35.274	11:09:09.474	1:34.200	1:34.200		
2	11:34:43.936	11:34:43.936	11:37:52.918	3:08.982	4:43.182		

777 Marcin Jedlinski Audi R8 LMS GT3 Evo II

PROAM Karol Basz Olimp Racing

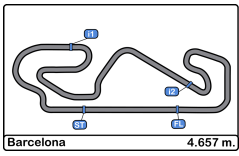
Nº	In Day Time	In Time	Out Time	Pit Time	T. Pit Time	Handicap	Diff.
1	11:00:52.527	11:00:52.527	11:07:01.377	6:08.850	6:08.850		
2	11:14:03.073	11:14:03.073	11:18:17.357	4:14.284	10:23.134		
3	11:31:23.928	11:31:23.928	11:32:39.276	1:15.348	11:38.482		

786 Kiki Sak Nana Mercedes AMG GT3 EVO

AM Adam Osieka GetSpeed

Nº	In Day Time	In Time	Out Time	Pit Time	T. Pit Time	Handicap	Diff.
1	11:12:43.255	11:12:43.255	11:17:42.340	4:59.085	4:59.085		
2	11:40:24.769	11:40:24.769	11:41:42.088	1:17.319	6:16.404		
3	11:43:39.488	11:43:39.488	11:44:56.337	1:16.849	7:33.253		

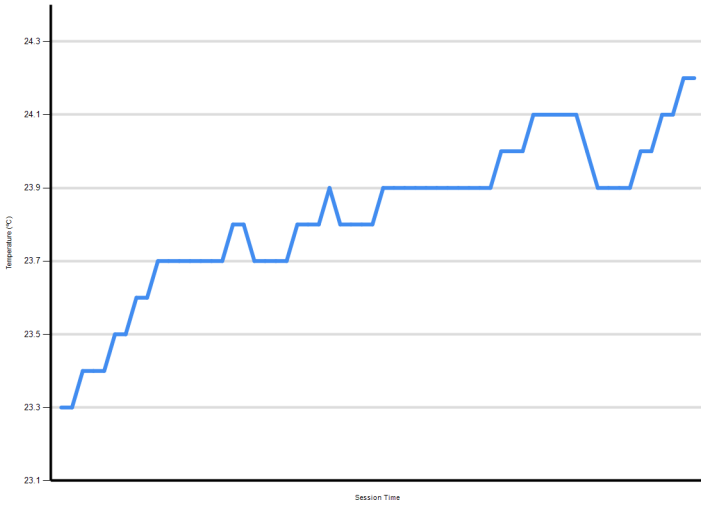




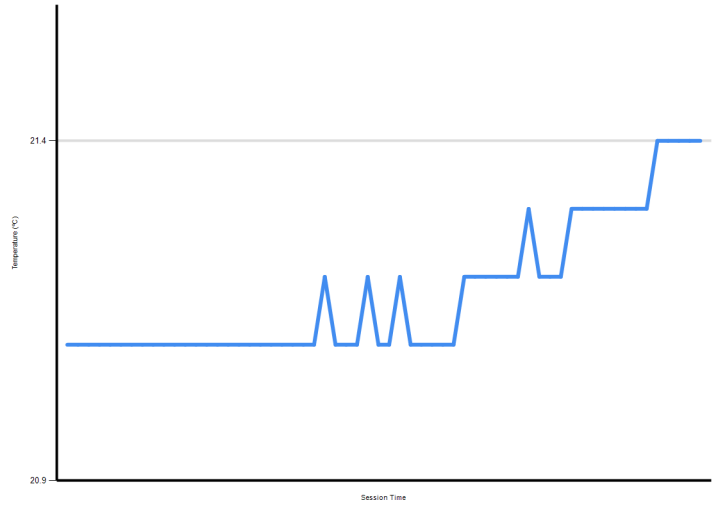
Circuit de Barcelona
International GT Open
Free practice - 2
Weather Report



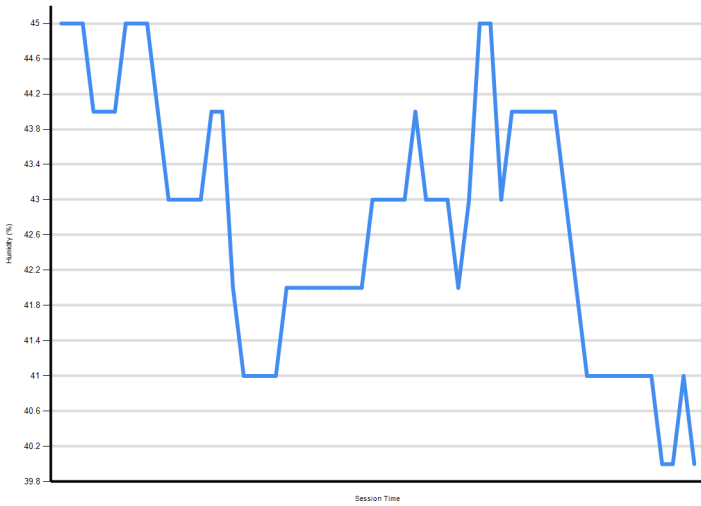
Air Temperature




Track Temperature



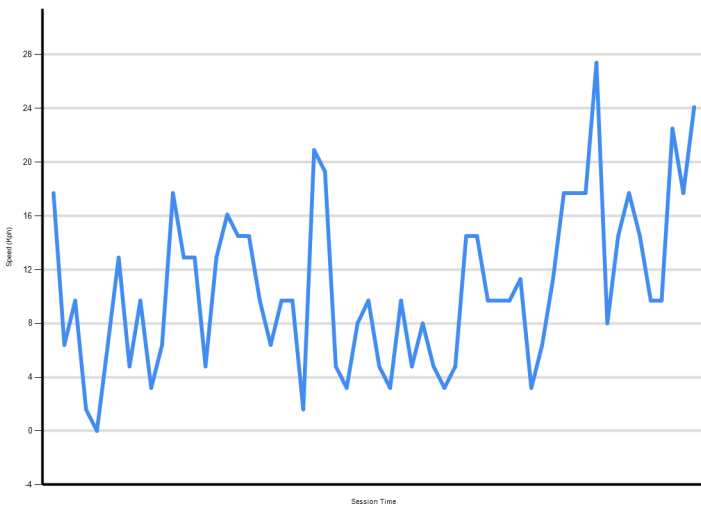
Humidity



Pressure



Wind Speed



Wind direction

