

Circuito de Barcelona
International GT Open
Private test 1
Provisional Results



| Cls | Nº | Entrant/Team | Nat | Driver 1 | Nat | Driver 2 | Nat | Vehicle | Cat | Cls | Laps | Best | Time | Gap | Interval | Km/h |
|-----|-----|----------------------------|-----|---------------------|-----|-----------------------|-----|------------------------------|-------|-----|------|------|----------|--------|----------|-------|
| 1 | 9 | GetSpeed | DEU | Anthony Bartone | USA | Fabian Schiller | DEU | Mercedes AMG GT3 EVO | PRO | 1 | 25 | 20 | 1:41.197 | | | 165.6 |
| 2 | 16 | AF Corse | ITA | Marcelo Hahn | BRA | Allam Khodair | BRA | Ferrari 296 GT3 | PROAM | 1 | 23 | 16 | 1:41.349 | 0.152 | 0.152 | 165.4 |
| 3 | 15 | Car Collection Motorsport | DEU | Gustav Bergström | SWE | Nico Menzel | DEU | Porsche 911 GT3 R (992) | PRO | 2 | 25 | 12 | 1:41.425 | 0.228 | 0.076 | 165.2 |
| 4 | 12 | Car Collection Motorsport | DEU | Hash | USA | Alex Fontana | CHE | Porsche 911 GT3 R (992) | PROAM | 2 | 28 | 14 | 1:41.601 | 0.404 | 0.176 | 165.0 |
| 5 | 33 | Greystone GT | GBR | Dean Macdonald | GBR | James Kell | GBR | McLaren 720s GT3 Evo | PRO | 3 | 27 | 16 | 1:41.643 | 0.446 | 0.042 | 164.9 |
| 6 | 10 | Oregon Team | ITA | Alessio Deledda | ITA | Jordan Pepper | ZAF | Lamborghini Huracan GT3 EVO2 | PRO | 4 | 22 | 11 | 1:41.878 | 0.681 | 0.235 | 164.5 |
| 7 | 66 | Greystone GT | GBR | Stewart Proctor | GBR | Lewis Proctor | GBR | McLaren 720s GT3 | PROAM | 3 | 27 | 12 | 1:41.950 | 0.753 | 0.072 | 164.4 |
| 8 | 20 | SPS Automotive Performance | DEU | Dominik Baumann | AUT | Mikaeel Pitamber | ZAF | Mercedes AMG GT3 EVO | PRO | 5 | 22 | 9 | 1:41.973 | 0.776 | 0.023 | 164.4 |
| 9 | 27 | Spirit of Race | CHE | Marco Pulcini | MCO | Eddie Cheever | ITA | Ferrari 296 GT3 | PROAM | 4 | 24 | 14 | 1:41.984 | 0.787 | 0.011 | 164.3 |
| 10 | 96 | Team Motopark | DEU | Lukas Dunner | AUT | Julian Hanses | DEU | Mercedes AMG GT3 EVO | PRO | 6 | 23 | 4 | 1:42.181 | 0.984 | 0.197 | 164.0 |
| 11 | 51 | Spirit of Race | CHE | Nicola Marinangeli | ITA | Vincent Abril | FRA | Ferrari 296 GT3 | PRO | 7 | 23 | 15 | 1:42.248 | 1.051 | 0.067 | 163.9 |
| 12 | 1 | Eastalent Racing | AUT | Simon Reicher | AUT | Christopher Haase | DEU | Audi R8 LMS GT3 Evo II | PRO | 8 | 22 | 12 | 1:42.407 | 1.210 | 0.159 | 163.7 |
| 13 | 63 | Oregon Team | ITA | Alberto Di Folco | ITA | Leonardo Pulcini | ITA | Lamborghini Huracan GT3 EVO2 | PRO | 9 | 20 | 13 | 1:42.430 | 1.233 | 0.023 | 163.6 |
| 14 | 777 | Olimp Racing | POL | Marcin Jedlinski | POL | Karol Basz | POL | Audi R8 LMS GT3 Evo II | PROAM | 5 | 25 | 4 | 1:42.812 | 1.615 | 0.382 | 163.0 |
| 15 | 6 | GetSpeed | DEU | Valentin Pierburg | DEU | Aaron Walker | GBR | Mercedes AMG GT3 EVO | PROAM | 6 | 23 | 12 | 1:42.896 | 1.699 | 0.084 | 162.9 |
| 16 | 88 | Spirit of Race | CHE | Gino Forgione | CHE | Michele Rugolo | ITA | Ferrari 296 GT3 | PROAM | 7 | 23 | 22 | 1:43.030 | 1.833 | 0.134 | 162.7 |
| 17 | 54 | CBRX by SPS | DEU | Dexter Müller | CHE | Yannick Mettler | CHE | Mercedes AMG GT3 EVO | PROAM | 8 | 22 | 9 | 1:43.189 | 1.992 | 0.159 | 162.4 |
| 18 | 7 | Car Collection Motorsport | DEU | Bashar Mardini | CAN | Tijmen van der Helm | NLD | Porsche 911 GT3 R (992) | PROAM | 9 | 26 | 12 | 1:43.193 | 1.996 | 0.004 | 162.4 |
| 19 | 23 | Pellin Racing | ITA | Thor Haugen | USA | Paolo Ruberti | ITA | Ferrari 488 GT3 2020 | PROAM | 10 | 22 | 20 | 1:43.311 | 2.114 | 0.118 | 162.2 |
| 20 | 55 | AF Corse | ITA | Laurent De Meeus | BEL | Jamie Stanley | GBR | Ferrari 296 GT3 | PROAM | 11 | 24 | 21 | 1:43.353 | 2.156 | 0.042 | 162.2 |
| 21 | 14 | Good Speed Racing Team | POL | Piotr Wira | POL | Daan Arrow | NLD | Mercedes AMG GT3 EVO | PROAM | 12 | 8 | 4 | 1:43.359 | 2.162 | 0.006 | 162.2 |
| 22 | 95 | Team Motopark | DEU | Morten Strömsted | DNK | Thomas Ikin | GBR | Mercedes AMG GT3 EVO | PROAM | 13 | 26 | 14 | 1:43.457 | 2.260 | 0.098 | 162.0 |
| 23 | 75 | ISR Racing | CZE | Filip Salaquarda | CZE | Libor Milota | CZE | Audi R8 LMS GT3 Evo II | PROAM | 14 | 24 | 11 | 1:43.467 | 2.270 | 0.010 | 162.0 |
| 24 | 786 | GetSpeed | DEU | Kiki Sak Nana | ITA | Adam Osieka | DEU | Mercedes AMG GT3 EVO | AM | 1 | 27 | 25 | 1:43.651 | 2.454 | 0.184 | 161.7 |
| 25 | 17 | Team Motopark | DEU | Diego Menchaca | MEX | Marcos Siebert | ARG | Mercedes AMG GT3 EVO | PRO | 10 | 10 | 9 | 1:43.693 | 2.496 | 0.042 | 161.6 |
| 26 | 69 | Scuderia Villorba Corse | ITA | Michael Blanchemain | FRA | Jim Pla | FRA | Mercedes AMG GT3 EVO | PROAM | 15 | 22 | 15 | 1:43.769 | 2.572 | 0.076 | 161.5 |
| 27 | 25 | AF Corse | ITA | Alessandro Cozzi | MCO | Giorgio Sernagiotto | ITA | Ferrari 296 GT3 | PROAM | 16 | 23 | 13 | 1:43.871 | 2.674 | 0.102 | 161.4 |
| 28 | 19 | Oregon Team | ITA | Marzio Moretti | ITA | Artëm Petrov | ISR | Lamborghini Huracan GT3 EVO2 | PRO | 11 | 24 | 18 | 1:44.130 | 2.933 | 0.259 | 161.0 |
| 29 | 65 | Team Motopark | DEU | Heiko Neumann | DEU | Timo Rumpfkeil | DEU | Mercedes AMG GT3 EVO | AM | 2 | 24 | 17 | 1:44.353 | 3.156 | 0.223 | 160.6 |
| 30 | 42 | Leipert Motorsport | DEU | Mark Wallenwein | POL | Maciej Blazek | POL | Lamborghini Huracan GT3 EVO2 | PROAM | 17 | 26 | 21 | 1:44.732 | 3.535 | 0.379 | 160.0 |
| 31 | 5 | Olimp Racing | POL | Stanislaw Jedlinski | POL | Krystian Korzeniowski | POL | Ferrari 296 GT3 | AM | 3 | 22 | 12 | 1:44.806 | 3.609 | 0.074 | 159.9 |
| 32 | 108 | Vimana by GetSpeed | DEU | Ameerh Naran | ZWE | Tom Jackson | GBR | Mercedes AMG GT3 EVO | PROAM | 18 | 8 | 4 | 1:45.078 | 3.881 | 0.272 | 159.5 |
| 33 | 8 | Il Barone Rampante | ITA | Giuseppe Cipriani | ITA | Rubens Barrichello | BRA | Lamborghini Huracan GT3 EVO | AM | 4 | 19 | 17 | 1:45.121 | 3.924 | 0.043 | 159.4 |
| 34 | 24 | Greystone GT | GBR | Andrey Borodin | IND | Oliver Webb | GBR | McLaren 720s GT3 Evo | PROAM | 19 | 3 | 2 | 1:58.926 | 17.729 | 13.805 | 140.9 |

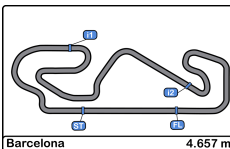
Published at:.....

Track Temp: 22.2 °C Air Temp: 26.8 °C Humidity: 60 % Track Status: DRY

Race Director:

Timekeeper:





Circuito de Barcelona
International GT Open
Private test 1
Provisional Results by Category



| PRO | | | | | | | | | | | | | | | | |
|-----|----|----------------------------|-----|--------------------|-----|-------------------|-----|------------------------------|-----|-----|------|------|----------|-------|----------|-------|
| Cls | N° | Entrant/Team | Nat | Driver 1 | Nat | Driver 2 | Nat | Vehicle | Cat | Cls | Laps | Best | Time | Gap | Interval | Km/h |
| 1 | 9 | GetSpeed | DEU | Anthony Bartone | USA | Fabian Schiller | DEU | Mercedes AMG GT3 EVO | PRO | 1 | 25 | 20 | 1:41.197 | | | 165.6 |
| 2 | 15 | Car Collection Motorsport | DEU | Gustav Bergström | SWE | Nico Menzel | DEU | Porsche 911 GT3 R (992) | PRO | 2 | 25 | 12 | 1:41.425 | 0.228 | 0.228 | 165.2 |
| 3 | 33 | Greystone GT | GBR | Dean Macdonald | GBR | James Kell | GBR | McLaren 720s GT3 Evo | PRO | 3 | 27 | 16 | 1:41.643 | 0.446 | 0.218 | 164.9 |
| 4 | 10 | Oregon Team | ITA | Alessio Deledda | ITA | Jordan Pepper | ZAF | Lamborghini Huracan GT3 EVO2 | PRO | 4 | 22 | 11 | 1:41.878 | 0.681 | 0.235 | 164.5 |
| 5 | 20 | SPS Automotive Performance | DEU | Dominik Baumann | AUT | Mikael Pitamber | ZAF | Mercedes AMG GT3 EVO | PRO | 5 | 22 | 9 | 1:41.973 | 0.776 | 0.095 | 164.4 |
| 6 | 96 | Team Motopark | DEU | Lukas Dunner | AUT | Julian Hanses | DEU | Mercedes AMG GT3 EVO | PRO | 6 | 23 | 4 | 1:42.181 | 0.984 | 0.208 | 164.0 |
| 7 | 51 | Spirit of Race | CHE | Nicola Marinangeli | ITA | Vincent Abril | FRA | Ferrari 296 GT3 | PRO | 7 | 23 | 15 | 1:42.248 | 1.051 | 0.067 | 163.9 |
| 8 | 1 | Eastalent Racing | AUT | Simon Reicher | ITA | Christopher Haase | DEU | Audi R8 LMS GT3 Evo II | PRO | 8 | 22 | 12 | 1:42.407 | 1.210 | 0.159 | 163.7 |
| 9 | 63 | Oregon Team | ITA | Alberto Di Folco | ITA | Leonardo Pulcini | ITA | Lamborghini Huracan GT3 EVO2 | PRO | 9 | 20 | 13 | 1:42.430 | 1.233 | 0.023 | 163.6 |
| 10 | 17 | Team Motopark | DEU | Diego Menchaca | MEX | Marcos Siebert | ARG | Mercedes AMG GT3 EVO | PRO | 10 | 10 | 9 | 1:43.693 | 2.496 | 1.263 | 161.6 |
| 11 | 19 | Oregon Team | ITA | Marzio Moretti | ITA | Artëm Petrov | BGR | Lamborghini Huracan GT3 EVO2 | PRO | 11 | 24 | 18 | 1:44.130 | 2.933 | 0.437 | 161.0 |

| PROAM | | | | | | | | | | | | | | | | |
|-------|-----|---------------------------|-----|---------------------|-----|---------------------|-----|------------------------------|-------|-----|------|------|----------|--------|----------|-------|
| Cls | N° | Entrant/Team | Nat | Driver 1 | Nat | Driver 2 | Nat | Vehicle | Cat | Cls | Laps | Best | Time | Gap | Interval | Km/h |
| 1 | 16 | AF Corse | ITA | Marcelo Hahn | BRA | Allam Khodair | BRA | Ferrari 296 GT3 | PROAM | 1 | 23 | 16 | 1:41.349 | | | 165.4 |
| 2 | 12 | Car Collection Motorsport | DEU | Hash | USA | Alex Fontana | CHE | Porsche 911 GT3 R (992) | PROAM | 2 | 28 | 14 | 1:41.601 | 0.252 | 0.252 | 165.0 |
| 3 | 66 | Greystone GT | GBR | Stewart Proctor | GBR | Lewis Proctor | GBR | McLaren 720s GT3 | PROAM | 3 | 27 | 12 | 1:41.950 | 0.601 | 0.349 | 164.4 |
| 4 | 27 | Spirit of Race | CHE | Marco Pulcini | MCO | Eddie Cheever | ITA | Ferrari 296 GT3 | PROAM | 4 | 24 | 14 | 1:41.984 | 0.635 | 0.034 | 164.3 |
| 5 | 777 | Olimp Racing | POL | Marcin Jedlinski | POL | Karol Basz | POL | Audi R8 LMS GT3 Evo II | PROAM | 5 | 25 | 4 | 1:42.812 | 1.463 | 0.828 | 163.0 |
| 6 | 6 | GetSpeed | DEU | Valentin Pierburg | DEU | Aaron Walker | GBR | Mercedes AMG GT3 EVO | PROAM | 6 | 23 | 12 | 1:42.896 | 1.547 | 0.084 | 162.9 |
| 7 | 88 | Spirit of Race | CHE | Gino Forgione | CHE | Michele Rugolo | ITA | Ferrari 296 GT3 | PROAM | 7 | 23 | 22 | 1:43.030 | 1.681 | 0.134 | 162.7 |
| 8 | 54 | CBRX by SPS | DEU | Dexter Müller | CHE | Yannick Mettler | CHE | Mercedes AMG GT3 EVO | PROAM | 8 | 22 | 9 | 1:43.189 | 1.840 | 0.159 | 162.4 |
| 9 | 7 | Car Collection Motorsport | DEU | Bashar Mardini | CAN | Tijmen van der Helm | NLD | Porsche 911 GT3 R (992) | PROAM | 9 | 26 | 12 | 1:43.193 | 1.844 | 0.004 | 162.4 |
| 10 | 23 | Pellin Racing | ITA | Thor Haugen | USA | Paolo Ruberti | ITA | Ferrari 488 GT3 2020 | PROAM | 10 | 22 | 20 | 1:43.311 | 1.962 | 0.118 | 162.2 |
| 11 | 55 | AF Corse | ITA | Laurent De Meeus | BEL | Jamie Stanley | GBR | Ferrari 296 GT3 | PROAM | 11 | 24 | 21 | 1:43.353 | 2.004 | 0.042 | 162.2 |
| 12 | 14 | Good Speed Racing Team | POL | Piotr Wira | POL | Daan Arrow | NLD | Mercedes AMG GT3 EVO | PROAM | 12 | 8 | 4 | 1:43.359 | 2.010 | 0.006 | 162.2 |
| 13 | 95 | Team Motopark | DEU | Morten Strömsted | DNK | Thomas Ikin | GBR | Mercedes AMG GT3 EVO | PROAM | 13 | 26 | 14 | 1:43.457 | 2.108 | 0.098 | 162.0 |
| 14 | 75 | ISR Racing | CZE | Filip Salaquarda | CZE | Libor Milota | CZE | Audi R8 LMS GT3 Evo II | PROAM | 14 | 24 | 11 | 1:43.467 | 2.118 | 0.010 | 162.0 |
| 15 | 69 | Scuderia Villorba Corse | ITA | Michael Blanchemain | FRA | Jim Pla | FRA | Mercedes AMG GT3 EVO | PROAM | 15 | 22 | 15 | 1:43.769 | 2.420 | 0.302 | 161.5 |
| 16 | 25 | AF Corse | ITA | Alessandro Cozzi | MCO | Giorgio Sernagiotto | ITA | Ferrari 296 GT3 | PROAM | 16 | 23 | 13 | 1:43.871 | 2.522 | 0.102 | 161.4 |
| 17 | 42 | Leipert Motorsport | DEU | Mark Wallenwein | DEU | Maciej Blazek | POL | Lamborghini Huracan GT3 EVO2 | PROAM | 17 | 26 | 21 | 1:44.732 | 3.383 | 0.861 | 160.0 |
| 18 | 108 | Vimana by GetSpeed | DEU | Ameerh Naran | ZWE | Tom Jackson | GBR | Mercedes AMG GT3 EVO | PROAM | 18 | 8 | 4 | 1:45.078 | 3.729 | 0.346 | 159.5 |
| 19 | 24 | Greystone GT | GBR | Andrey Borodin | NLD | Oliver Webb | GBR | McLaren 720s GT3 Evo | PROAM | 19 | 3 | 2 | 1:58.926 | 17.577 | 13.848 | 140.9 |

| AM | | | | | | | | | | | | | | | | |
|-----|-----|--------------|-----|---------------|-----|-------------|-----|----------------------|-----|-----|------|------|----------|-----|----------|-------|
| Cls | N° | Entrant/Team | Nat | Driver 1 | Nat | Driver 2 | Nat | Vehicle | Cat | Cls | Laps | Best | Time | Gap | Interval | Km/h |
| 1 | 786 | GetSpeed | DEU | Kiki Sak Nana | ITA | Adam Osieka | DEU | Mercedes AMG GT3 EVO | AM | 1 | 27 | 25 | 1:43.651 | | | 161.7 |

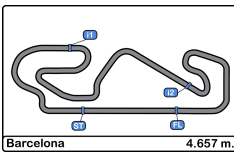
Published at:.....

Track Temp: 22.2 °C Air Temp: 26.8 °C Humidity: 60 % Track Status: DRY

Race Director:

Timekeeper:





Circuito de Barcelona
International GT Open
Private test 1
Provisional Results by Category



| AM | | | | | | | | | | | | | | | | |
|-----|----|--------------------|-----|---------------------|-----|-----------------------|-----|-----------------------------|-----|-----|------|------|----------|-------|----------|-------|
| Cls | N° | Entrant/Team | Nat | Driver 1 | Nat | Driver 2 | Nat | Vehicle | Cat | Cls | Laps | Best | Time | Gap | Interval | Km/h |
| 2 | 65 | Team Motopark | | Heiko Neumann | | Timo Rumpfkeil | | Mercedes AMG GT3 EVO | AM | 2 | 24 | 17 | 1:44.353 | 0.702 | 0.702 | 160.6 |
| 3 | 5 | Olimp Racing | | Stanislaw Jedlinski | | Krystian Korzeniowski | | Ferrari 296 GT3 | AM | 3 | 22 | 12 | 1:44.806 | 1.155 | 0.453 | 159.9 |
| 4 | 8 | Il Barone Rampante | | Giuseppe Cipriani | | Rubens Barrichello | | Lamborghini Huracan GT3 EVO | AM | 4 | 19 | 17 | 1:45.121 | 1.470 | 0.315 | 159.4 |

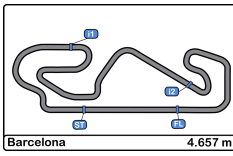
Published at:.....

Track Temp: **22.2 °C** Air Temp: **26.8 °C** Humidity: **60 %** Track Status: **DRY**

Race Director:

Timekeeper:





Circuito de Barcelona
International GT Open
Private test 1
Lap Analysis



1

Simon Reicher

Audi R8 LMS GT3 Evo II

6

Valentin Pierburg

Mercedes AMG GT3 EVO

PRO Christopher Haase Eastalent Racing PROAM Aaron Walker GetSpeed

| Lap | D | Time | Sector 1 | Sector 2 | Sector 3 | T. Spd | Elapsed | Lap | D | Time | Sector 1 | Sector 2 | Sector 3 | T. Spd | Elapsed |
|-----|---|--------------|--------------|----------|----------|--------|--------------|-----|---|--------------|--------------|----------|----------|--------|--------------|
| 1 | | 11:16:59.363 | 11:15:42.087 | 44.676 | 32.600 | 177.9 | 11:16:59.363 | 1 | | 11:19:20.867 | 11:17:42.700 | 59.751 | 38.416 | 179.4 | 11:19:20.867 |
| 2 | | 1:44.484 | 31.559 | 41.905 | 31.020 | 252.3 | 11:18:43.847 | 2 | | 1:44.455 | 31.478 | 41.859 | 31.118 | 252.3 | 11:21:05.322 |
| 3 | | 1:43.601 | 30.760 | 41.764 | 31.077 | 254.7 | 11:20:27.448 | 3 | | 1:44.042 | 31.307 | 41.779 | 30.956 | 255.3 | 11:22:49.364 |
| 4 | | 1:44.256 | 30.688 | 42.371 | 31.197 | 254.7 | 11:22:11.704 | 4 | | 1:43.390 | 31.036 | 41.566 | 30.788 | 253.5 | 11:24:32.754 |
| 5 | | 1:43.827 | 30.677 | 41.899 | 31.251 | 254.1 | 11:23:55.531 | 5 | | 1:43.217 | 30.814 | 41.648 | 30.755 | 254.1 | 11:26:15.971 |
| 6 | | 1:43.404 | 30.649 | 41.611 | 31.144 | 254.1 | 11:25:38.935 | 6 | | 1:52.476 P | 30.770 | 41.760 | 39.946 | 254.7 | 11:28:08.447 |
| 7 | | 1:48.365 P | 30.571 | 41.787 | 36.007 | 253.5 | 11:27:27.300 | 7 | | 8:11.108 P | 5:56.896 | 1:18.236 | 55.976 | 179.7 | 11:36:19.555 |
| 8 | | 5:15.200 | 3:53.570 | 45.476 | 36.154 | 180.3 | 11:32:42.500 | 8 | | 3:31.489 | 2:13.626 | 42.371 | 35.492 | 178.8 | 11:39:51.044 |
| 9 | | 2:31.813 P | 30.659 | 1:03.581 | 57.573 | 250.5 | 11:35:14.313 | 9 | | 1:43.615 | 30.938 | 41.877 | 30.800 | 253.5 | 11:41:34.659 |
| 10 | | 4:29.436 | 3:17.004 | 41.395 | 31.037 | 180.6 | 11:39:43.749 | 10 | | 1:46.892 | 30.762 | 43.378 | 32.752 | 254.7 | 11:43:21.551 |
| 11 | | 1:42.509 | 30.651 | 40.996 | 30.862 | 255.3 | 11:41:26.258 | 11 | | 1:43.719 | 30.663 | 42.270 | 30.786 | 254.1 | 11:45:05.270 |
| 12 | | 1:42.407 | 30.383 | 41.201 | 30.823 | 255.3 | 11:43:08.665 | 12 | | 1:42.896 | 30.642 | 41.503 | 30.751 | 254.7 | 11:46:48.166 |
| 13 | | 1:46.864 | 31.432 | 42.962 | 32.470 | 258.3 | 11:44:55.529 | 13 | | 1:51.641 P | 30.685 | 41.951 | 39.005 | 254.7 | 11:48:39.807 |
| 14 | | 1:42.890 | 30.580 | 41.332 | 30.978 | 254.1 | 11:46:38.419 | 14 | | 3:31.159 | 2:12.451 | 44.719 | 33.989 | 162.4 | 11:52:10.966 |
| 15 | | 1:48.403 P | 30.543 | 41.308 | 36.552 | 254.1 | 11:48:26.822 | 15 | | 1:51.131 | 34.247 | 43.483 | 33.401 | 208.4 | 11:54:02.097 |
| 16 | | 5:00.674 | 3:45.887 | 42.306 | 32.481 | 179.7 | 11:53:27.496 | 16 | | 1:47.078 | 32.243 | 42.698 | 32.137 | 250.0 | 11:55:49.175 |
| 17 | | 1:46.365 | 30.948 | 42.236 | 33.181 | 254.7 | 11:55:13.861 | 17 | | 1:46.949 | 31.940 | 42.888 | 32.121 | 251.1 | 11:57:36.124 |
| 18 | | 1:43.364 | 30.738 | 41.658 | 30.968 | 252.9 | 11:56:57.225 | 18 | | 1:45.763 | 31.238 | 42.511 | 32.014 | 252.3 | 11:59:21.887 |
| 19 | | 1:50.652 | 30.812 | 41.672 | 38.168 | 254.1 | 11:58:47.877 | 19 | | 1:52.310 P | 31.300 | 42.371 | 38.639 | 251.7 | 12:01:14.197 |
| 20 | | 1:42.884 | 30.456 | 41.491 | 30.937 | 253.5 | 12:00:30.761 | 20 | | 5:15.204 | 4:01.728 | 42.889 | 30.587 | 180.3 | 12:06:29.401 |
| 21 | | 1:48.006 P | 30.609 | 41.656 | 35.741 | 252.3 | 12:02:18.767 | 21 | | 1:45.026 | 30.383 | 42.103 | 32.540 | 254.7 | 12:08:14.427 |
| 22 | | 10:22.815 P | 8:36.480 | 46.426 | 59.909 | 179.7 | 12:12:41.582 | 22 | | 1:49.079 | 30.632 | 43.464 | 34.983 | 253.5 | 12:10:03.506 |
| 23 | | | | | | | | 23 | | 1:54.893 P | 30.608 | 41.171 | 43.114 | 253.5 | 12:11:58.399 |

5

Stanislav Jedlinski

Ferrari 296 GT3

7

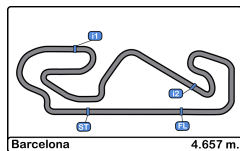
Bashar Mardini

Porsche 911 GT3 R (992)

AM Krystian Korzeniewski Olimp Racing PROAM Tijmen van der Helm Car Collection Motorsport

| Lap | D | Time | Sector 1 | Sector 2 | Sector 3 | T. Spd | Elapsed | Lap | D | Time | Sector 1 | Sector 2 | Sector 3 | T. Spd | Elapsed |
|-----|---|--------------|--------------|----------|----------|--------|--------------|-----|---|--------------|--------------|----------|----------|--------|--------------|
| 1 | | 11:17:19.781 | 11:16:03.694 | 43.640 | 32.447 | 124.2 | 11:17:19.781 | 1 | | 11:17:02.958 | 11:15:45.418 | 44.045 | 33.495 | 177.0 | 11:17:02.958 |
| 2 | | 1:46.748 | 31.567 | 43.134 | 32.047 | 256.5 | 11:19:06.529 | 2 | | 1:46.878 | 31.845 | 42.764 | 32.269 | 251.7 | 11:18:49.836 |
| 3 | | 1:46.743 | 31.622 | 42.658 | 32.463 | 255.9 | 11:20:53.272 | 3 | | 1:45.672 | 31.607 | 42.347 | 31.718 | 255.3 | 11:20:35.508 |
| 4 | | 1:48.476 | 31.922 | 43.582 | 32.972 | 257.7 | 11:22:41.748 | 4 | | 1:44.129 | 30.975 | 42.006 | 31.148 | 254.7 | 11:22:19.637 |
| 5 | | 1:46.124 | 31.653 | 42.579 | 31.892 | 257.7 | 11:24:27.872 | 5 | | 1:44.194 | 31.143 | 41.731 | 31.320 | 257.1 | 11:24:03.831 |
| 6 | | 1:51.982 P | 31.269 | 42.599 | 38.114 | 257.1 | 11:26:19.854 | 6 | | 1:47.073 | 30.907 | 42.051 | 34.115 | 254.7 | 11:25:50.904 |
| 7 | | 5:55.999 | 4:41.200 | 42.993 | 31.806 | 176.7 | 11:32:15.853 | 7 | | 1:45.644 | 31.120 | 42.309 | 32.215 | 254.1 | 11:27:36.548 |
| 8 | | 1:55.763 P | 31.212 | 42.491 | 42.060 | 255.3 | 11:34:11.616 | 8 | | 1:54.230 P | 31.277 | 43.347 | 39.606 | 254.1 | 11:29:30.778 |
| 9 | | 10:22.882 | 9:07.253 | 43.276 | 32.353 | 173.6 | 11:44:34.498 | 9 | | 5:15.099 P | 3:33.157 | 44.800 | 57.142 | 179.7 | 11:34:45.877 |
| 10 | | 1:45.535 | 31.545 | 42.118 | 31.872 | 244.3 | 11:46:20.033 | 10 | | 5:23.140 | 4:07.433 | 42.872 | 32.835 | 180.0 | 11:40:09.017 |
| 11 | | 1:45.204 | 31.056 | 42.349 | 31.799 | 254.7 | 11:48:05.237 | 11 | | 1:43.645 | 30.782 | 41.715 | 31.148 | 255.3 | 11:41:52.662 |
| 12 | | 1:44.806 | 31.088 | 42.083 | 31.635 | 254.1 | 11:49:50.043 | 12 | | 1:43.193 | 30.781 | 41.430 | 30.982 | 254.1 | 11:43:35.855 |
| 13 | | 1:50.296 P | 31.256 | 42.569 | 36.471 | 254.7 | 11:51:40.339 | 13 | | 1:43.247 | 30.584 | 41.546 | 31.117 | 256.5 | 11:45:19.102 |
| 14 | | 4:08.613 | 2:43.757 | 48.528 | 36.328 | 150.6 | 11:55:48.952 | 14 | | 1:45.945 | 30.654 | 42.066 | 33.225 | 254.7 | 11:47:05.047 |
| 15 | | 1:59.306 | 35.632 | 46.733 | 36.941 | 249.4 | 11:57:48.258 | 15 | | 1:54.781 P | 30.759 | 41.857 | 42.165 | 254.1 | 11:48:59.828 |
| 16 | | 2:05.945 | 34.897 | 49.136 | 41.912 | 247.1 | 11:59:54.203 | 16 | | 3:02.352 | 1:46.651 | 43.237 | 32.464 | 179.4 | 11:52:02.180 |
| 17 | | 2:05.929 | 34.762 | 51.323 | 39.844 | 242.6 | 12:02:00.132 | 17 | | 1:45.621 | 31.483 | 42.120 | 32.018 | 251.7 | 11:53:47.801 |
| 18 | | 2:02.912 | 35.754 | 49.307 | 37.851 | 243.2 | 12:04:03.044 | 18 | | 1:47.438 | 32.814 | 42.547 | 32.077 | 237.8 | 11:55:35.239 |
| 19 | | 2:01.819 | 35.782 | 49.574 | 36.463 | 242.1 | 12:06:04.863 | 19 | | 1:46.363 | 31.033 | 43.133 | 32.197 | 254.7 | 11:57:21.602 |
| 20 | | 1:57.578 | 34.988 | 46.650 | 35.940 | 247.1 | 12:08:02.441 | 20 | | 1:46.139 | 31.219 | 42.985 | 31.935 | 252.9 | 11:59:07.741 |
| 21 | | 2:08.066 | 37.000 | 50.889 | 40.177 | 248.2 | 12:10:10.507 | 21 | | 1:46.133 | 31.366 | 42.444 | 32.323 | 252.9 | 12:00:53.874 |
| 22 | | 2:24.732 P | 35.226 | 53.003 | 56.503 | 245.4 | 12:12:35.239 | 22 | | 1:53.348 P | 31.146 | 42.435 | 39.767 | 252.3 | 12:02:47.222 |
| 23 | | | | | | | | 23 | | 5:05.000 | 3:49.904 | 42.876 | 32.220 | 180.0 | 12:07:52.222 |
| 24 | | | | | | | | 24 | | 1:45.611 | 31.330 | 42.470 | 31.811 | 250.5 | 12:09:37.833 |
| 25 | | | | | | | | 25 | | 1:45.763 | 31.281 | 42.577 | 31.905 | 251.7 | 12:11:23.596 |
| 26 | | | | | | | | 26 | | 3:07.724 P | 51.434 | 1:18.731 | 57.559 | 193.2 | 12:14:31.320 |





8 Giuseppe Cipriani Lamborghini Huracan GT3 EVO **10** Alessio Deledda Lamborghini Huracan GT3 EVO2

| AM Rubens Barrichello | | | | | | | PRO Jordan Pepper | | | | | | | | |
|-----------------------|---|--------------|--------------|----------|----------|--------|-------------------|-----|---|--------------|--------------|----------|----------|--------|--------------|
| Lap | D | Time | Sector 1 | Sector 2 | Sector 3 | T. Spd | Elapsed | Lap | D | Time | Sector 1 | Sector 2 | Sector 3 | T. Spd | Elapsed |
| 1 | | 11:17:04.153 | 11:15:40.296 | 48.729 | 35.128 | 173.6 | 11:17:04.153 | 1 | | 11:18:59.010 | 11:17:43.649 | 43.019 | 32.342 | 175.0 | 11:18:59.010 |
| 2 | | 1:52.628 | 34.706 | 44.653 | 33.269 | 211.7 | 11:18:56.781 | 2 | | 1:47.945 | 31.775 | 43.489 | 32.681 | 251.1 | 11:20:46.955 |
| 3 | | 1:54.572 | 33.784 | 45.769 | 35.019 | 240.0 | 11:20:51.353 | 3 | | 1:45.004 | 31.286 | 42.255 | 31.463 | 253.5 | 11:22:31.959 |
| 4 | | 2:03.884 P | 34.312 | 45.518 | 44.054 | 216.0 | 11:22:55.237 | 4 | | 1:44.805 | 31.033 | 42.288 | 31.484 | 254.1 | 11:24:16.764 |
| 5 | | 6:06.453 | 4:49.212 | 44.055 | 33.186 | 171.7 | 11:29:01.690 | 5 | | 1:51.365 P | 31.045 | 42.099 | 38.221 | 252.9 | 11:26:08.129 |
| 6 | | 1:47.190 | 31.856 | 42.827 | 32.507 | 250.0 | 11:30:48.880 | 6 | | 5:27.406 | 4:13.968 | 42.196 | 31.242 | 176.7 | 11:31:35.535 |
| 7 | | 2:02.856 | 31.560 | 58.033 | 33.263 | 252.3 | 11:32:51.736 | 7 | | 1:44.626 | 31.117 | 42.185 | 31.324 | 252.3 | 11:33:20.161 |
| 8 | | 3:52.636 P | 2:12.942 | 51.527 | 48.167 | 252.9 | 11:36:44.372 | 8 | | 3:00.740 P | 45.979 | 1:17.772 | 56.989 | 251.7 | 11:36:20.901 |
| 9 | | 12:18.236 | 10:59.343 | 44.807 | 34.086 | 142.8 | 11:49:02.608 | 9 | | 4:25.669 | 3:09.626 | 42.666 | 33.377 | 176.4 | 11:40:46.570 |
| 10 | | 1:49.200 | 32.620 | 43.286 | 33.294 | 250.0 | 11:50:51.808 | 10 | | 1:42.158 | 30.526 | 41.252 | 30.380 | 253.5 | 11:42:28.728 |
| 11 | | 1:48.466 | 32.223 | 43.235 | 33.008 | 250.5 | 11:52:40.274 | 11 | | 1:41.878 | 30.407 | 41.038 | 30.433 | 254.7 | 11:44:10.606 |
| 12 | | 1:46.895 | 31.775 | 42.777 | 32.343 | 251.7 | 11:54:27.169 | 12 | | 1:49.111 P | 30.539 | 41.921 | 36.651 | 254.7 | 11:45:59.717 |
| 13 | | 1:46.636 | 31.518 | 42.778 | 32.340 | 254.1 | 11:56:13.805 | 13 | | 6:38.526 | 5:20.826 | 44.140 | 33.560 | 173.9 | 11:52:38.243 |
| 14 | | 1:46.191 | 31.411 | 42.404 | 32.376 | 253.5 | 11:57:59.996 | 14 | | 1:47.552 | 31.975 | 43.011 | 32.566 | 247.7 | 11:54:25.795 |
| 15 | | 1:58.025 P | 33.419 | 42.937 | 41.669 | 254.7 | 11:59:58.021 | 15 | | 1:45.938 | 31.369 | 42.537 | 32.032 | 250.0 | 11:56:11.733 |
| 16 | | 6:48.359 | 5:30.222 | 42.406 | 35.731 | 147.1 | 12:06:46.380 | 16 | | 1:45.672 | 31.353 | 42.436 | 31.883 | 250.5 | 11:57:57.405 |
| 17 | | 1:45.121 | 31.185 | 42.121 | 31.815 | 255.3 | 12:08:31.501 | 17 | | 1:45.870 | 31.284 | 42.717 | 31.869 | 251.7 | 11:59:43.275 |
| 18 | | 1:48.045 | 31.320 | 42.554 | 34.171 | 255.3 | 12:10:19.546 | 18 | | 1:50.777 P | 31.166 | 42.357 | 37.254 | 251.7 | 12:01:34.052 |
| 19 | | 2:21.128 P | 32.648 | 48.748 | 59.732 | 253.5 | 12:12:40.674 | 19 | | 5:30.402 | 4:14.568 | 42.887 | 32.947 | 176.1 | 12:07:04.454 |

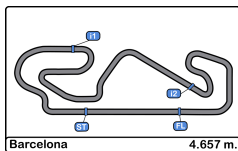
9 Anthony Bartone Mercedes AMG GT3 EVO
 PRO Fabian Schiller GetSpeed

| Lap | D | Time | Sector 1 | Sector 2 | Sector 3 | T. Spd | Elapsed |
|-----|---|--------------|--------------|----------|----------|--------|--------------|
| 1 | | 11:17:57.440 | 11:16:44.277 | 42.124 | 31.039 | 167.7 | 11:17:57.440 |
| 2 | | 1:42.443 | 30.786 | 41.135 | 30.522 | 254.1 | 11:19:39.883 |
| 3 | | 1:41.806 | 30.367 | 41.062 | 30.377 | 251.7 | 11:21:21.689 |
| 4 | | 1:47.255 P | 30.327 | 41.358 | 35.570 | 253.5 | 11:23:08.944 |
| 5 | | 4:28.905 | 3:10.543 | 44.368 | 33.994 | 177.9 | 11:27:37.849 |
| 6 | | 1:46.860 | 31.610 | 42.920 | 32.330 | 251.1 | 11:29:24.709 |
| 7 | | 1:47.902 | 32.099 | 43.010 | 32.793 | 250.5 | 11:31:12.611 |
| 8 | | 1:48.757 | 31.996 | 44.760 | 32.001 | 252.3 | 11:33:01.368 |
| 9 | | 2:22.957 P | 32.682 | 47.389 | 1:02.886 | 250.5 | 11:35:24.325 |
| 10 | | 3:51.371 | 2:35.783 | 42.752 | 32.836 | 179.7 | 11:39:15.696 |
| 11 | | 1:45.686 | 31.985 | 42.286 | 31.415 | 250.5 | 11:41:01.382 |
| 12 | | 1:44.910 | 30.953 | 41.833 | 32.124 | 251.7 | 11:42:46.292 |
| 13 | | 1:44.556 | 30.932 | 42.176 | 31.448 | 251.1 | 11:44:30.848 |
| 14 | | 1:43.662 | 30.625 | 41.823 | 31.214 | 252.9 | 11:46:14.510 |
| 15 | | 1:43.559 | 30.730 | 41.677 | 31.152 | 251.7 | 11:47:58.069 |
| 16 | | 1:43.684 | 30.647 | 41.746 | 31.291 | 252.3 | 11:49:41.753 |
| 17 | | 1:44.208 | 30.735 | 41.769 | 31.704 | 252.3 | 11:51:25.961 |
| 18 | | 1:52.607 P | 30.940 | 42.356 | 39.311 | 250.5 | 11:53:18.568 |
| 19 | | 5:20.676 | 4:03.371 | 43.920 | 33.385 | 154.7 | 11:58:39.244 |
| 20 | | 1:41.197 | 30.233 | 40.846 | 30.118 | 252.3 | 12:00:20.441 |
| 21 | | 1:47.879 | 30.292 | 44.497 | 33.090 | 254.1 | 12:02:08.320 |
| 22 | | 1:47.457 P | 30.466 | 41.511 | 35.480 | 251.7 | 12:03:55.777 |
| 23 | | 4:16.326 | 2:58.159 | 43.129 | 35.038 | 176.1 | 12:08:12.103 |
| 24 | | 1:47.292 | 30.688 | 41.792 | 34.812 | 251.1 | 12:09:59.395 |
| 25 | | 1:48.233 P | 30.313 | 40.998 | 36.922 | 252.3 | 12:11:47.628 |

12 Hash Porsche 911 GT3 R (992)
 PROAM Alex Fontana Car Collection Motorsport

| Lap | D | Time | Sector 1 | Sector 2 | Sector 3 | T. Spd | Elapsed |
|-----|---|--------------|--------------|----------|----------|--------|--------------|
| 1 | | 11:16:53.549 | 11:15:39.643 | 42.295 | 31.611 | 177.3 | 11:16:53.549 |
| 2 | | 1:42.912 | 30.918 | 41.406 | 30.588 | 252.3 | 11:18:36.461 |
| 3 | | 1:42.174 | 30.497 | 41.219 | 30.458 | 254.1 | 11:20:18.635 |
| 4 | | 1:45.684 | 30.414 | 44.324 | 30.946 | 254.7 | 11:22:04.319 |
| 5 | | 1:42.385 | 30.489 | 41.530 | 30.366 | 255.9 | 11:23:46.704 |
| 6 | | 1:42.242 | 30.594 | 41.138 | 30.510 | 255.9 | 11:25:28.946 |
| 7 | | 1:42.126 | 30.483 | 41.143 | 30.500 | 255.3 | 11:27:11.072 |
| 8 | | 1:56.540 P | 32.058 | 43.381 | 41.101 | 254.7 | 11:29:07.612 |
| 9 | | 4:25.903 | 3:11.493 | 41.877 | 32.533 | 177.6 | 11:33:33.515 |
| 10 | | 2:59.321 P | 54.795 | 1:05.961 | 58.565 | 104.7 | 11:36:32.836 |
| 11 | | 2:37.839 | 1:23.045 | 42.802 | 31.992 | 171.7 | 11:39:10.675 |
| 12 | | 1:41.831 | 30.530 | 40.931 | 30.370 | 253.5 | 11:40:52.506 |
| 13 | | 1:49.294 | 30.424 | 40.852 | 38.018 | 254.7 | 11:42:41.800 |
| 14 | | 1:41.601 | 30.414 | 40.875 | 30.312 | 254.1 | 11:44:23.401 |
| 15 | | 1:41.761 | 30.333 | 40.944 | 30.484 | 254.1 | 11:46:05.162 |
| 16 | | 1:42.084 | 30.390 | 41.149 | 30.545 | 254.7 | 11:47:47.246 |
| 17 | | 1:46.266 | 30.504 | 41.620 | 34.142 | 255.3 | 11:49:33.512 |
| 18 | | 1:49.195 P | 30.550 | 41.343 | 37.302 | 255.3 | 11:51:22.707 |
| 19 | | 4:09.308 | 2:50.616 | 44.594 | 34.098 | 177.9 | 11:55:32.015 |
| 20 | | 1:53.043 | 33.563 | 45.621 | 33.859 | 244.8 | 11:57:25.058 |
| 21 | | 1:49.987 | 33.048 | 43.700 | 33.239 | 247.7 | 11:59:15.045 |
| 22 | | 1:49.447 | 32.321 | 43.967 | 33.159 | 249.4 | 12:01:04.492 |
| 23 | | 1:50.134 | 32.545 | 44.075 | 33.514 | 248.8 | 12:02:54.626 |
| 24 | | 1:48.552 | 32.192 | 43.475 | 32.885 | 248.8 | 12:04:43.178 |
| 25 | | 1:49.410 | 32.130 | 44.147 | 33.133 | 249.4 | 12:06:32.588 |
| 26 | | 1:49.631 | 32.137 | 43.876 | 33.618 | 253.5 | 12:08:22.219 |
| 27 | | 1:50.442 | 32.531 | 44.452 | 33.459 | 250.0 | 12:10:12.661 |
| 28 | | 2:04.300 P | 32.682 | 44.329 | 47.289 | 250.5 | 12:12:16.961 |



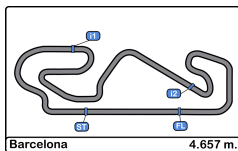


Circuito de Barcelona
International GT Open
Private test 1
Lap Analysis



| 14 | | | | | | | 16 | | | | | | | | |
|------------------|---|--------------|---------------------------|----------|----------|--------|------------------------|-----|---|----------------------|--------------|----------|----------|--------|--------------|
| Piotr Wira | | | Mercedes AMG GT3 EVO | | | | Marcelo Hahn | | | Ferrari 296 GT3 | | | | | |
| PROAM | | | Daan Arrow | | | | Good Speed Racing Team | | | PROAM | | | | | |
| Allam Khodair | | | AF Corse | | | | | | | | | | | | |
| Lap | D | Time | Sector 1 | Sector 2 | Sector 3 | T. Spd | Elapsed | Lap | D | Time | Sector 1 | Sector 2 | Sector 3 | T. Spd | Elapsed |
| 1 | | 11:17:57.126 | 11:16:33.040 | 44.882 | 39.204 | 167.9 | 11:17:57.126 | 1 | | 11:20:58.829 | 11:19:30.974 | 53.693 | 34.162 | 163.8 | 11:20:58.829 |
| 2 | | 1:44.973 | 31.710 | 42.120 | 31.143 | 250.0 | 11:19:42.099 | 2 | | 1:54.532 | 35.166 | 46.201 | 33.165 | 174.4 | 11:22:53.361 |
| 3 | | 1:43.688 | 30.863 | 41.836 | 30.989 | 251.7 | 11:21:25.787 | 3 | | 1:49.091 | 32.996 | 43.126 | 32.969 | 237.3 | 11:24:42.452 |
| 4 | | 1:43.359 | 30.775 | 41.728 | 30.856 | 252.9 | 11:23:09.146 | 4 | | 1:43.640 | 30.934 | 41.557 | 31.149 | 253.5 | 11:26:26.092 |
| 5 | | 1:43.382 | 30.754 | 41.643 | 30.985 | 252.3 | 11:24:52.528 | 5 | | 1:44.067 | 30.377 | 41.371 | 32.319 | 255.3 | 11:28:10.159 |
| 6 | | 1:49.472 P | 30.988 | 42.269 | 36.215 | 252.3 | 11:26:42.000 | 6 | | 2:02.461 P | 30.825 | 41.707 | 49.929 | 255.9 | 11:30:12.620 |
| 7 | | 6:09.167 | 4:50.739 | 45.036 | 33.392 | 170.0 | 11:32:51.167 | 7 | | 5:09.870 P | 3:14.906 | 51.897 | 1:03.067 | 171.7 | 11:35:22.490 |
| 8 | | 3:55.300 P | 2:19.105 | 47.339 | 48.856 | 246.0 | 11:36:46.467 | 8 | | 4:23.720 | 3:08.960 | 42.672 | 32.088 | 162.8 | 11:39:46.210 |
| 15 | | | | | | | 17 | | | | | | | | |
| Gustav Bergström | | | Porsche 911 GT3 R (992) | | | | Diego Menchaca | | | Mercedes AMG GT3 EVO | | | | | |
| PRO | | | Car Collection Motorsport | | | | PRO | | | Marcos Siebert | | | | | |
| Nico Menzel | | | | | | | Team Motopark | | | | | | | | |
| Lap | D | Time | Sector 1 | Sector 2 | Sector 3 | T. Spd | Elapsed | Lap | D | Time | Sector 1 | Sector 2 | Sector 3 | T. Spd | Elapsed |
| 1 | | 11:18:15.482 | 11:16:54.371 | 42.735 | 38.376 | 171.1 | 11:18:15.482 | 1 | | 11:18:05.332 | 11:16:48.150 | 43.926 | 33.256 | 178.8 | 11:18:05.332 |
| 2 | | 1:43.393 | 31.012 | 41.517 | 30.864 | 251.7 | 11:19:58.875 | 2 | | 1:46.354 | 31.482 | 42.543 | 32.329 | 250.0 | 11:19:51.686 |
| 3 | | 1:42.992 | 30.561 | 41.577 | 30.854 | 254.1 | 11:21:41.867 | 3 | | 1:52.094 P | 31.355 | 42.789 | 37.950 | 251.1 | 11:21:43.780 |
| 4 | | 1:49.374 P | 30.880 | 42.046 | 36.448 | 251.1 | 11:23:31.241 | 4 | | 19:29.195 | 18:14.924 | 42.533 | 31.738 | 180.9 | 11:41:12.975 |
| 5 | | 3:00.931 | 1:48.589 | 41.574 | 30.768 | 180.6 | 11:26:32.172 | 5 | | 1:52.687 P | 31.051 | 42.735 | 38.901 | 251.1 | 11:43:05.662 |
| 6 | | 1:42.656 | 30.483 | 41.419 | 30.754 | 251.7 | 11:28:14.828 | 6 | | 20:09.438 | 18:54.380 | 42.643 | 32.415 | 180.3 | 12:03:15.100 |
| 7 | | 1:45.713 | 30.958 | 41.422 | 33.333 | 251.7 | 11:30:00.541 | 7 | | 1:54.708 P | 31.610 | 43.579 | 39.519 | 251.1 | 12:05:09.808 |
| 8 | | 1:44.141 | 30.659 | 41.590 | 31.892 | 251.1 | 11:31:44.682 | 8 | | 3:15.163 | 2:02.597 | 41.660 | 30.906 | 181.2 | 12:08:24.971 |
| 9 | | 1:48.505 P | 30.873 | 41.867 | 35.765 | 252.3 | 11:33:33.187 | 9 | | 1:43.693 | 30.503 | 41.308 | 31.882 | 252.9 | 12:10:08.664 |
| 10 | | 9:19.078 | 8:04.502 | 42.768 | 31.808 | 178.5 | 11:42:52.265 | 10 | | 1:56.889 P | 30.662 | 41.881 | 44.346 | 252.3 | 12:12:05.553 |
| 11 | | 1:42.464 | 30.229 | 41.408 | 30.827 | 253.5 | 11:44:34.729 | | | | | | | | |
| 12 | | 1:41.425 | 30.207 | 40.916 | 30.302 | 252.9 | 11:46:16.154 | | | | | | | | |
| 13 | | 1:47.063 P | 30.309 | 41.080 | 35.674 | 252.9 | 11:48:03.217 | | | | | | | | |
| 14 | | 3:00.492 | 1:46.450 | 42.133 | 31.909 | 178.5 | 11:51:03.709 | | | | | | | | |
| 15 | | 1:44.912 | 31.146 | 42.210 | 31.556 | 250.5 | 11:52:48.621 | | | | | | | | |
| 16 | | 1:44.683 | 30.843 | 42.225 | 31.615 | 252.3 | 11:54:33.304 | | | | | | | | |
| 17 | | 1:44.731 | 31.328 | 41.917 | 31.486 | 254.1 | 11:56:18.035 | | | | | | | | |
| 18 | | 1:44.077 | 30.911 | 41.562 | 31.604 | 250.5 | 11:58:02.112 | | | | | | | | |
| 19 | | 1:49.917 P | 30.764 | 41.861 | 37.292 | 253.5 | 11:59:52.029 | | | | | | | | |
| 20 | | 3:31.449 | 2:13.734 | 41.881 | 35.834 | 178.5 | 12:03:23.478 | | | | | | | | |
| 21 | | 1:44.417 | 30.953 | 41.820 | 31.644 | 250.5 | 12:05:07.895 | | | | | | | | |
| 22 | | 1:43.812 | 30.969 | 41.587 | 31.256 | 254.1 | 12:06:51.707 | | | | | | | | |
| 23 | | 1:45.993 | 31.062 | 43.263 | 31.668 | 254.1 | 12:08:37.700 | | | | | | | | |
| 24 | | 1:44.864 | 31.050 | 42.361 | 31.453 | 251.7 | 12:10:22.564 | | | | | | | | |
| 25 | | 2:31.379 P | 34.477 | 1:00.083 | 56.819 | 252.9 | 12:12:53.943 | | | | | | | | |





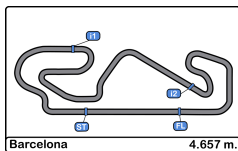
Circuit de Barcelona
International GT Open
Private test 1
Lap Analysis



| 19 | | | | | | | 23 | | | | | | | |
|------------------------------|---|--------------|--------------|----------|----------|--------|---|---|--------------|--------------|----------|----------|--------|--------------|
| Marzio Moretti | | | | | | | Thor Haugen | | | | | | | |
| Lamborghini Huracan GT3 EVO2 | | | | | | | Ferrari 488 GT3 2020 | | | | | | | |
| PRO Artëm Petrov | | | | | | | Oregon Team PROAM Paolo Ruberti Pellin Racing | | | | | | | |
| Lap | D | Time | Sector 1 | Sector 2 | Sector 3 | T. Spd | Lap | D | Time | Sector 1 | Sector 2 | Sector 3 | T. Spd | Elapsed |
| 1 | | 11:17:22.354 | 11:16:06.831 | 43.333 | 32.190 | 155.6 | 1 | | 11:17:05.578 | 11:15:48.611 | 45.210 | 31.757 | 174.1 | 11:17:05.578 |
| 2 | | 2:06.101 P | 31.783 | 46.097 | 48.221 | 251.1 | 2 | | 1:45.039 | 31.403 | 42.343 | 31.293 | 253.5 | 11:18:50.617 |
| 3 | | 4:49.954 | 3:35.819 | 42.518 | 31.617 | 174.7 | 3 | | 1:45.131 | 31.184 | 42.356 | 31.591 | 254.1 | 11:20:35.748 |
| 4 | | 1:44.876 | 31.291 | 42.367 | 31.218 | 250.0 | 4 | | 1:48.586 | 32.873 | 43.801 | 31.912 | 255.3 | 11:22:24.334 |
| 5 | | 1:45.608 | 30.946 | 43.300 | 31.362 | 250.5 | 5 | | 1:44.612 | 30.945 | 42.070 | 31.597 | 254.1 | 11:24:08.946 |
| 6 | | 1:44.719 | 31.121 | 42.148 | 31.450 | 250.0 | 6 | | 1:57.488 P | 31.053 | 42.241 | 44.194 | 252.9 | 11:26:06.434 |
| 7 | | 1:46.352 | 31.192 | 43.374 | 31.786 | 250.0 | 7 | | 13:31.258 | 12:12.174 | 44.984 | 34.100 | 133.3 | 11:39:37.692 |
| 8 | | 1:51.547 P | 31.268 | 42.412 | 37.867 | 250.0 | 8 | | 1:51.589 | 33.312 | 44.398 | 33.879 | 248.2 | 11:41:29.281 |
| 9 | | 7:03.384 | 5:48.783 | 42.920 | 31.681 | 169.2 | 9 | | 1:54.122 | 33.172 | 46.121 | 34.829 | 248.8 | 11:43:23.403 |
| 10 | | 1:45.311 | 31.604 | 42.326 | 31.381 | 246.0 | 10 | | 1:50.656 | 32.683 | 44.493 | 33.480 | 250.0 | 11:45:14.059 |
| 11 | | 1:50.362 P | 31.260 | 42.286 | 36.816 | 250.5 | 11 | | 1:52.463 | 32.774 | 45.902 | 33.787 | 250.5 | 11:47:06.522 |
| 12 | | 3:45.427 | 2:28.188 | 44.764 | 32.475 | 175.8 | 12 | | 2:03.753 P | 34.305 | 46.896 | 42.552 | 233.2 | 11:49:10.275 |
| 13 | | 1:46.370 | 31.643 | 42.811 | 31.916 | 248.8 | 13 | | 4:15.969 | 2:57.432 | 45.203 | 33.334 | 171.4 | 11:53:26.244 |
| 14 | | 1:46.324 | 31.394 | 42.897 | 32.033 | 247.7 | 14 | | 1:49.552 | 32.723 | 43.568 | 33.261 | 250.5 | 11:55:15.796 |
| 15 | | 1:46.002 | 31.359 | 42.665 | 31.978 | 248.2 | 15 | | 1:49.011 | 32.258 | 43.686 | 33.067 | 251.7 | 11:57:04.807 |
| 16 | | 1:50.669 P | 31.317 | 42.554 | 36.798 | 248.8 | 16 | | 1:49.953 | 32.308 | 43.715 | 33.930 | 250.5 | 11:58:54.760 |
| 17 | | 3:35.343 | 2:14.277 | 48.847 | 32.219 | 175.6 | 17 | | 1:58.925 P | 32.687 | 44.066 | 42.172 | 251.1 | 12:00:53.685 |
| 18 | | 1:44.130 | 30.995 | 42.120 | 31.015 | 248.2 | 18 | | 5:03.360 | 3:49.503 | 42.546 | 31.311 | 179.1 | 12:05:57.045 |
| 19 | | 1:47.604 | 30.838 | 42.895 | 33.871 | 249.4 | 19 | | 1:43.417 | 30.710 | 41.526 | 31.181 | 252.9 | 12:07:40.462 |
| 20 | | 1:44.283 | 31.000 | 42.298 | 30.985 | 247.7 | 20 | | 1:43.311 | 30.625 | 41.647 | 31.039 | 251.7 | 12:09:23.773 |
| 21 | | 1:44.140 | 30.908 | 41.988 | 31.244 | 248.2 | 21 | | 1:43.916 | 30.820 | 41.655 | 31.441 | 252.3 | 12:11:07.689 |
| 22 | | 1:51.551 P | 31.846 | 42.693 | 37.012 | 250.0 | 22 | | 2:56.161 P | 42.248 | 1:16.652 | 57.261 | 252.9 | 12:14:03.850 |
| 23 | | 3:08.870 | 1:54.308 | 42.924 | 31.638 | 173.9 | | | | | | | | |
| 24 | | 2:17.251 P | 31.489 | 47.486 | 58.276 | 249.4 | | | | | | | | |

| 20 | | | | | | | 24 | | | | | | | |
|----------------------|---|--------------|--------------|----------|----------|--------|--------------------------------|---|--------------|--------------|----------|----------|--------|--------------|
| Dominik Baumann | | | | | | | Andrey Borodin | | | | | | | |
| Mercedes AMG GT3 EVO | | | | | | | McLaren 720s GT3 Evo | | | | | | | |
| PRO Mikael Pitamber | | | | | | | PROAM Oliver Webb Greystone GT | | | | | | | |
| Lap | D | Time | Sector 1 | Sector 2 | Sector 3 | T. Spd | Lap | D | Time | Sector 1 | Sector 2 | Sector 3 | T. Spd | Elapsed |
| 1 | | 11:17:30.037 | 11:16:10.656 | 46.124 | 33.257 | 144.7 | 1 | | 11:30:45.237 | 11:29:28.850 | 43.935 | 32.452 | 150.8 | 11:30:45.237 |
| 2 | | 1:49.647 | 33.559 | 43.109 | 32.979 | 221.3 | 2 | | 1:58.926 P | 33.129 | 44.514 | 41.283 | 247.7 | 11:32:44.163 |
| 3 | | 1:44.599 | 31.660 | 41.880 | 31.059 | 252.3 | 3 | | 20:53.743 P | 19:29.279 | 44.385 | 40.079 | 177.3 | 11:53:37.906 |
| 4 | | 1:57.869 P | 31.304 | 43.264 | 43.301 | 253.5 | | | | | | | | |
| 5 | | 7:07.124 | 5:53.351 | 42.226 | 31.547 | 159.2 | | | | | | | | |
| 6 | | 1:43.587 | 31.032 | 41.543 | 31.012 | 250.5 | | | | | | | | |
| 7 | | 1:53.314 P | 30.855 | 41.583 | 40.876 | 252.3 | | | | | | | | |
| 8 | | 6:58.061 | 5:43.759 | 43.039 | 31.263 | 166.6 | | | | | | | | |
| 9 | | 1:41.973 | 30.412 | 40.898 | 30.663 | 252.9 | | | | | | | | |
| 10 | | 1:42.560 | 30.832 | 41.107 | 30.621 | 254.1 | | | | | | | | |
| 11 | | 1:49.984 P | 31.336 | 41.715 | 36.933 | 255.3 | | | | | | | | |
| 12 | | 5:07.589 | 3:53.233 | 42.623 | 31.733 | 180.6 | | | | | | | | |
| 13 | | 1:45.020 | 31.027 | 42.516 | 31.477 | 251.1 | | | | | | | | |
| 14 | | 1:44.958 | 30.746 | 42.666 | 31.546 | 252.3 | | | | | | | | |
| 15 | | 1:47.094 | 30.929 | 42.677 | 33.488 | 252.3 | | | | | | | | |
| 16 | | 1:44.742 | 30.995 | 42.075 | 31.672 | 251.1 | | | | | | | | |
| 17 | | 1:44.958 | 30.971 | 41.930 | 32.057 | 252.3 | | | | | | | | |
| 18 | | 1:52.017 P | 31.075 | 42.096 | 38.846 | 249.4 | | | | | | | | |
| 19 | | 5:39.495 | 4:22.059 | 44.417 | 33.019 | 140.8 | | | | | | | | |
| 20 | | 1:45.073 | 31.227 | 42.023 | 31.823 | 250.5 | | | | | | | | |
| 21 | | 1:44.577 | 30.997 | 42.281 | 31.299 | 251.7 | | | | | | | | |
| 22 | | 2:45.283 P | 30.958 | 1:16.939 | 57.386 | 252.9 | | | | | | | | |





Circuit de Barcelona
International GT Open
Private test 1
Lap Analysis



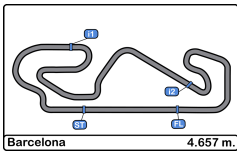
25 Alessandro Cozzi Ferrari 296 GT3 **33** Dean Macdonald McLaren 720s GT3 Evo

| PROAM Giorgio Sernagiotto | | | | | | | AF Corse PRO James Kell | | | | | | | Greystone GT | | | | | | |
|---------------------------|---|----------------|--------------|----------|----------|--------|-------------------------|-----|---|--------------|--------------|----------|----------|--------------|--------------|--|--|--|--|--|
| Lap | D | Time | Sector 1 | Sector 2 | Sector 3 | T. Spd | Elapsed | Lap | D | Time | Sector 1 | Sector 2 | Sector 3 | T. Spd | Elapsed | | | | | |
| 1 | | 11:18:20.225 P | 11:16:46.660 | 47.689 | 45.876 | 140.2 | 11:18:20.225 | 1 | | 11:17:37.598 | 11:16:12.375 | 50.522 | 34.701 | 174.1 | 11:17:37.598 | | | | | |
| 2 | | 5:05.745 | 3:46.419 | 45.124 | 34.202 | 175.8 | 11:23:25.970 | 2 | | 2:00.021 | 40.779 | 45.583 | 33.659 | 189.4 | 11:19:37.619 | | | | | |
| 3 | | 1:49.079 | 33.046 | 43.420 | 32.613 | 251.1 | 11:25:15.049 | 3 | | 1:52.323 | 37.907 | 42.822 | 31.594 | 162.4 | 11:21:29.942 | | | | | |
| 4 | | 1:46.923 | 32.131 | 42.898 | 31.894 | 252.9 | 11:27:01.972 | 4 | | 2:07.946 P | 37.902 | 47.988 | 42.056 | 150.6 | 11:23:37.888 | | | | | |
| 5 | | 1:45.777 | 31.141 | 42.646 | 31.990 | 254.1 | 11:28:47.749 | 5 | | 3:56.803 | 2:42.034 | 42.695 | 32.074 | 181.8 | 11:27:34.691 | | | | | |
| 6 | | 1:44.619 | 31.185 | 42.099 | 31.335 | 254.7 | 11:30:32.368 | 6 | | 1:43.664 | 31.094 | 41.612 | 30.958 | 252.9 | 11:29:18.355 | | | | | |
| 7 | | 1:59.425 P | 33.488 | 45.186 | 40.751 | 254.7 | 11:32:31.793 | 7 | | 1:42.836 | 30.600 | 41.280 | 30.956 | 255.9 | 11:31:01.191 | | | | | |
| 8 | | 6:41.063 | 5:25.401 | 42.352 | 33.310 | 175.6 | 11:39:12.856 | 8 | | 1:43.332 | 30.743 | 41.535 | 31.054 | 255.3 | 11:32:44.523 | | | | | |
| 9 | | 1:44.533 | 31.173 | 41.984 | 31.376 | 253.5 | 11:40:57.389 | 9 | | 2:31.739 P | 30.480 | 1:02.531 | 58.728 | 255.9 | 11:35:16.262 | | | | | |
| 10 | | 1:50.405 | 30.900 | 41.748 | 37.757 | 254.7 | 11:42:47.794 | 10 | | 4:38.918 | 3:26.214 | 41.890 | 30.814 | 182.7 | 11:39:55.180 | | | | | |
| 11 | | 1:54.543 | 31.112 | 42.191 | 41.240 | 252.9 | 11:44:42.337 | 11 | | 1:43.565 | 30.818 | 41.570 | 31.177 | 257.1 | 11:41:38.745 | | | | | |
| 12 | | 1:47.514 | 30.824 | 42.401 | 34.289 | 255.3 | 11:46:29.851 | 12 | | 1:49.099 | 30.548 | 41.755 | 36.796 | 256.5 | 11:43:27.844 | | | | | |
| 13 | | 1:43.871 | 30.877 | 41.897 | 31.097 | 254.7 | 11:48:13.722 | 13 | | 1:43.538 | 30.916 | 41.701 | 30.921 | 255.9 | 11:45:11.382 | | | | | |
| 14 | | 1:56.707 P | 31.017 | 42.902 | 42.788 | 255.3 | 11:50:10.429 | 14 | | 1:48.673 P | 30.498 | 41.588 | 36.587 | 256.5 | 11:47:00.055 | | | | | |
| 15 | | 6:29.550 | 5:11.553 | 44.680 | 33.317 | 174.1 | 11:56:39.979 | 15 | | 3:13.627 | 2:01.577 | 41.595 | 30.455 | 182.1 | 11:50:13.682 | | | | | |
| 16 | | 1:48.120 | 32.336 | 43.433 | 32.351 | 251.7 | 11:58:28.099 | 16 | | 1:41.643 | 30.130 | 41.206 | 30.307 | 256.5 | 11:51:55.325 | | | | | |
| 17 | | 1:47.160 | 31.533 | 43.491 | 32.136 | 254.1 | 12:00:15.259 | 17 | | 1:41.865 | 30.125 | 40.960 | 30.780 | 254.7 | 11:53:37.190 | | | | | |
| 18 | | 1:56.689 P | 31.490 | 43.482 | 41.717 | 252.9 | 12:02:11.948 | 18 | | 1:53.418 P | 30.364 | 41.662 | 41.392 | 257.1 | 11:55:30.608 | | | | | |
| 19 | | 3:21.815 | 2:06.545 | 42.592 | 32.678 | 175.8 | 12:05:33.763 | 19 | | 3:22.783 | 2:07.804 | 42.943 | 32.036 | 179.7 | 11:58:53.391 | | | | | |
| 20 | | 1:46.595 | 31.409 | 43.426 | 31.760 | 254.1 | 12:07:20.358 | 20 | | 1:44.697 | 31.067 | 42.106 | 31.524 | 254.7 | 12:00:38.088 | | | | | |
| 21 | | 1:46.781 | 31.390 | 43.480 | 31.911 | 254.1 | 12:09:07.139 | 21 | | 1:43.946 | 30.955 | 41.920 | 31.071 | 252.9 | 12:02:22.034 | | | | | |
| 22 | | 1:45.613 | 31.268 | 42.643 | 31.702 | 254.1 | 12:10:52.752 | 22 | | 1:43.882 | 30.750 | 41.819 | 31.313 | 253.5 | 12:04:05.916 | | | | | |
| 23 | | 2:19.119 P | 31.100 | 56.872 | 51.147 | 254.7 | 12:13:11.871 | 23 | | 1:44.725 | 31.427 | 42.005 | 31.293 | 254.7 | 12:05:50.641 | | | | | |

27 Marco Pulcini Ferrari 296 GT3

| PROAM Eddie Cheever | | | | | | | Spirit of Race | | | | | | | | |
|---------------------|---|----------------|--------------|----------|----------|--------|----------------|-----|---|------------|----------|----------|----------|--------|--------------|
| Lap | D | Time | Sector 1 | Sector 2 | Sector 3 | T. Spd | Elapsed | Lap | D | Time | Sector 1 | Sector 2 | Sector 3 | T. Spd | Elapsed |
| 1 | | 11:18:32.333 P | 11:17:09.017 | 43.824 | 39.492 | 175.6 | 11:18:32.333 | 24 | | 1:43.459 | 30.674 | 41.615 | 31.170 | 256.5 | 12:07:34.100 |
| 2 | | 4:42.148 | 3:27.628 | 42.722 | 31.798 | 177.0 | 11:23:14.481 | 25 | | 1:44.202 | 30.916 | 42.012 | 31.274 | 255.3 | 12:09:18.302 |
| 3 | | 1:45.325 | 31.646 | 42.199 | 31.480 | 253.5 | 11:24:59.806 | 26 | | 1:46.148 | 31.070 | 43.352 | 31.726 | 256.5 | 12:11:04.450 |
| 4 | | 1:44.115 | 30.940 | 41.877 | 31.298 | 254.1 | 11:26:43.921 | 27 | | 2:42.560 P | 32.090 | 1:11.382 | 59.088 | 254.7 | 12:13:47.010 |
| 5 | | 1:43.579 | 30.783 | 41.518 | 31.278 | 254.1 | 11:28:27.500 | | | | | | | | |
| 6 | | 1:50.813 P | 30.859 | 41.877 | 38.077 | 254.7 | 11:30:18.313 | | | | | | | | |
| 7 | | 3:05.791 | 1:52.008 | 42.165 | 31.618 | 177.3 | 11:33:24.104 | | | | | | | | |
| 8 | | 2:58.695 P | 43.197 | 1:18.515 | 56.983 | 253.5 | 11:36:22.799 | | | | | | | | |
| 9 | | 5:09.991 | 3:56.680 | 41.994 | 31.317 | 177.9 | 11:41:32.790 | | | | | | | | |
| 10 | | 1:45.567 | 30.686 | 43.249 | 31.632 | 255.3 | 11:43:18.357 | | | | | | | | |
| 11 | | 1:43.187 | 30.594 | 41.561 | 31.032 | 254.7 | 11:45:01.544 | | | | | | | | |
| 12 | | 1:49.643 P | 30.482 | 41.526 | 37.635 | 254.1 | 11:46:51.187 | | | | | | | | |
| 13 | | 3:14.427 | 1:59.580 | 43.902 | 30.945 | 151.4 | 11:50:05.614 | | | | | | | | |
| 14 | | 1:41.984 | 30.202 | 41.178 | 30.604 | 254.1 | 11:51:47.598 | | | | | | | | |
| 15 | | 1:51.513 P | 30.129 | 41.593 | 39.791 | 252.9 | 11:53:39.111 | | | | | | | | |
| 16 | | 4:45.501 | 3:29.444 | 43.421 | 32.636 | 174.1 | 11:58:24.612 | | | | | | | | |
| 17 | | 1:47.039 | 31.811 | 43.141 | 32.087 | 249.4 | 12:00:11.651 | | | | | | | | |
| 18 | | 1:47.450 | 31.550 | 42.952 | 32.948 | 248.2 | 12:01:59.101 | | | | | | | | |
| 19 | | 1:46.311 | 31.689 | 42.616 | 32.006 | 244.8 | 12:03:45.412 | | | | | | | | |
| 20 | | 1:45.815 | 31.517 | 42.400 | 31.898 | 249.4 | 12:05:31.227 | | | | | | | | |
| 21 | | 1:47.438 | 31.160 | 44.191 | 32.087 | 250.5 | 12:07:18.665 | | | | | | | | |
| 22 | | 1:45.391 | 31.426 | 42.318 | 31.647 | 250.5 | 12:09:04.056 | | | | | | | | |
| 23 | | 1:46.479 | 31.504 | 42.948 | 32.027 | 251.1 | 12:10:50.535 | | | | | | | | |
| 24 | | 2:17.302 P | 31.266 | 52.793 | 53.243 | 250.5 | 12:13:07.837 | | | | | | | | |





Circuit de Barcelona
International GT Open
Private test 1
Lap Analysis



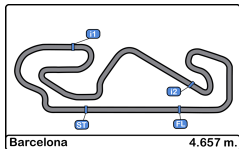
42 Mark Wallenwein Lamborghini Huracan GT3 EVO2 54 Dexter Müller Mercedes AMG GT3 EVO
PROAM Maciej Blazek Leipt Motorsport PROAM Yannick Mettler CBRX by SPS

| Lap D | Time | Sector 1 | Sector 2 | Sector 3 | T. Spd | Elapsed | Lap D | Time | Sector 1 | Sector 2 | Sector 3 | T. Spd | Elapsed |
|-------|--------------|--------------|----------|----------|--------|--------------|-------|--------------|--------------|----------|----------|--------|--------------|
| 1 | 11:17:21.431 | 11:16:05.794 | 43.370 | 32.267 | 152.5 | 11:17:21.431 | 1 | 11:19:22.426 | 11:17:46.047 | 57.834 | 38.545 | 128.8 | 11:19:22.426 |
| 2 | 1:46.377 | 31.811 | 42.634 | 31.932 | 250.0 | 11:19:07.808 | 2 | 1:56.806 | 36.771 | 46.666 | 33.369 | 189.1 | 11:21:19.232 |
| 3 | 1:45.912 | 31.394 | 42.540 | 31.978 | 250.0 | 11:20:53.720 | 3 | 1:52.848 | 36.412 | 44.107 | 32.329 | 208.4 | 11:23:12.080 |
| 4 | 1:47.163 | 31.801 | 42.962 | 32.400 | 251.7 | 11:22:40.883 | 4 | 2:09.104 P | 36.548 | 45.934 | 46.622 | 204.9 | 11:25:21.184 |
| 5 | 1:44.972 | 31.395 | 42.297 | 31.280 | 251.7 | 11:24:25.855 | 5 | 2:18.470 P | 53.030 | 43.718 | 41.722 | 167.7 | 11:27:39.654 |
| 6 | 1:45.280 | 31.157 | 42.360 | 31.763 | 250.5 | 11:26:11.135 | 6 | 6:10.084 P | 4:44.855 | 42.586 | 42.643 | 178.5 | 11:33:49.738 |
| 7 | 1:55.710 P | 31.731 | 42.601 | 41.378 | 251.1 | 11:28:06.845 | 7 | 6:33.191 | 5:19.548 | 42.104 | 31.539 | 177.9 | 11:40:22.929 |
| 8 | 3:39.201 | 2:21.501 | 43.346 | 34.354 | 175.3 | 11:31:46.046 | 8 | 1:43.735 | 30.947 | 41.696 | 31.092 | 251.1 | 11:42:06.664 |
| 9 | 1:48.041 | 32.152 | 43.193 | 32.696 | 247.7 | 11:33:34.087 | 9 | 1:43.189 | 30.751 | 41.360 | 31.078 | 253.5 | 11:43:49.853 |
| 10 | 3:07.442 P | 56.125 | 1:06.393 | 1:04.924 | 101.3 | 11:36:41.529 | 10 | 1:43.394 | 30.833 | 41.465 | 31.096 | 253.5 | 11:45:33.247 |
| 11 | 3:01.897 | 1:45.565 | 43.443 | 32.889 | 176.7 | 11:39:43.426 | 11 | 1:47.429 | 30.877 | 44.955 | 31.597 | 254.7 | 11:47:20.676 |
| 12 | 1:46.719 | 32.170 | 42.598 | 31.951 | 249.4 | 11:41:30.145 | 12 | 1:53.506 P | 30.977 | 41.769 | 40.760 | 254.1 | 11:49:14.182 |
| 13 | 1:58.502 | 31.956 | 48.314 | 38.232 | 251.1 | 11:43:28.647 | 13 | 4:21.969 | 3:08.963 | 41.660 | 31.346 | 177.9 | 11:53:36.151 |
| 14 | 1:46.968 | 31.811 | 42.847 | 32.310 | 251.7 | 11:45:15.615 | 14 | 1:43.637 | 30.873 | 41.691 | 31.073 | 251.7 | 11:55:19.788 |
| 15 | 1:55.481 P | 31.853 | 42.923 | 40.705 | 251.1 | 11:47:11.096 | 15 | 1:50.927 P | 30.744 | 41.863 | 38.320 | 252.9 | 11:57:10.715 |
| 16 | 2:41.557 | 1:27.365 | 42.570 | 31.622 | 160.4 | 11:49:52.653 | 16 | 3:59.163 | 2:39.198 | 44.302 | 35.663 | 117.0 | 12:01:09.878 |
| 17 | 1:44.915 | 31.357 | 42.219 | 31.339 | 250.5 | 11:51:37.568 | 17 | 1:51.496 | 33.553 | 44.245 | 33.698 | 247.1 | 12:03:01.374 |
| 18 | 1:47.073 | 31.292 | 43.146 | 32.635 | 247.7 | 11:53:24.641 | 18 | 1:52.720 | 34.252 | 44.078 | 34.390 | 247.1 | 12:04:54.094 |
| 19 | 1:46.387 | 31.487 | 43.409 | 31.491 | 250.5 | 11:55:11.028 | 19 | 1:48.510 | 32.504 | 43.158 | 32.848 | 248.2 | 12:06:42.604 |
| 20 | 1:44.844 | 31.194 | 42.268 | 31.382 | 249.4 | 11:56:55.872 | 20 | 1:50.312 | 31.979 | 43.578 | 34.755 | 250.5 | 12:08:32.916 |
| 21 | 1:44.732 | 31.104 | 42.191 | 31.437 | 250.0 | 11:58:40.604 | 21 | 1:54.412 | 32.137 | 47.619 | 34.656 | 251.1 | 12:10:27.328 |
| 22 | 1:52.748 P | 31.191 | 42.691 | 38.866 | 251.1 | 12:00:33.352 | 22 | 2:27.848 P | 32.131 | 59.059 | 56.658 | 250.5 | 12:12:55.176 |

55 Laurent De Meeus Ferrari 296 GT3
PROAM Jamie Stanley AF Corse

| Lap D | Time | Sector 1 | Sector 2 | Sector 3 | T. Spd | Elapsed | Lap D | Time | Sector 1 | Sector 2 | Sector 3 | T. Spd | Elapsed |
|-------|----------------|--------------|----------|----------|--------|--------------|-------|----------------|--------------|----------|----------|--------|--------------|
| 1 | 11:18:26.480 P | 11:16:56.866 | 47.461 | 42.153 | 151.2 | 11:18:26.480 | 1 | 11:17:41.898 P | 11:16:19.539 | 42.854 | 39.505 | 173.9 | 11:17:41.898 |
| 2 | 3:50.033 | 2:30.829 | 45.842 | 33.362 | 157.2 | 11:22:16.513 | 2 | 3:09.754 | 1:53.188 | 42.625 | 33.941 | 176.7 | 11:20:51.652 |
| 3 | 1:56.789 | 36.336 | 44.764 | 35.689 | 183.0 | 11:24:13.302 | 3 | 1:48.685 | 31.284 | 42.149 | 35.252 | 256.5 | 11:22:40.337 |
| 4 | 1:46.756 | 31.878 | 43.255 | 31.623 | 251.1 | 11:26:00.058 | 4 | 1:44.552 | 31.070 | 42.145 | 31.337 | 255.3 | 11:24:24.889 |
| 5 | 1:44.091 | 30.870 | 42.000 | 31.221 | 252.3 | 11:27:44.149 | 5 | 1:43.800 | 30.798 | 41.763 | 31.239 | 254.7 | 11:26:08.689 |
| 6 | 2:02.307 P | 31.981 | 44.276 | 46.050 | 250.0 | 11:29:46.456 | 6 | 1:55.694 | 32.920 | 51.144 | 31.630 | 254.7 | 11:28:04.383 |
| 7 | 4:30.903 P | 3:05.624 | 43.449 | 41.830 | 129.4 | 11:34:17.359 | 7 | 1:51.504 P | 30.841 | 43.335 | 37.328 | 255.3 | 11:29:55.887 |
| 8 | 5:07.593 | 3:53.128 | 42.700 | 31.765 | 175.6 | 11:39:24.952 | 8 | 9:01.941 | 7:45.414 | 43.734 | 32.793 | 160.9 | 11:38:57.828 |
| 9 | 1:44.694 | 31.512 | 41.771 | 31.411 | 253.5 | 11:41:09.646 | 9 | 1:49.830 | 31.968 | 43.065 | 34.797 | 252.3 | 11:40:47.658 |
| 10 | 1:44.076 | 31.026 | 41.677 | 31.373 | 253.5 | 11:42:53.722 | 10 | 2:16.463 P | 31.846 | 43.279 | 1:01.338 | 256.5 | 11:43:04.121 |
| 11 | 1:44.089 | 30.789 | 41.806 | 31.494 | 254.7 | 11:44:37.811 | 11 | 4:26.568 | 3:11.503 | 42.890 | 32.175 | 176.1 | 11:47:30.689 |
| 12 | 1:50.401 P | 30.739 | 41.720 | 37.942 | 254.7 | 11:46:28.212 | 12 | 1:45.465 | 31.465 | 42.260 | 31.740 | 252.3 | 11:49:16.154 |
| 13 | 4:01.339 | 2:42.147 | 44.461 | 34.731 | 175.6 | 11:50:29.551 | 13 | 1:45.567 | 31.184 | 42.438 | 31.945 | 252.9 | 11:51:01.721 |
| 14 | 1:42.411 | 30.560 | 40.967 | 30.884 | 253.5 | 11:52:11.962 | 14 | 1:46.103 | 31.519 | 42.813 | 31.771 | 252.9 | 11:52:47.824 |
| 15 | 1:42.248 | 30.325 | 41.238 | 30.685 | 254.7 | 11:53:54.210 | 15 | 1:44.663 | 31.118 | 41.945 | 31.600 | 254.1 | 11:54:32.487 |
| 16 | 1:47.713 | 30.564 | 44.925 | 32.224 | 253.5 | 11:55:41.923 | 16 | 1:52.677 | 32.668 | 43.986 | 36.023 | 256.5 | 11:56:25.164 |
| 17 | 1:43.193 | 30.490 | 41.121 | 31.582 | 253.5 | 11:57:25.116 | 17 | 1:48.813 | 31.992 | 43.262 | 33.559 | 252.9 | 11:58:13.977 |
| 18 | 1:50.476 P | 31.288 | 41.905 | 37.283 | 250.5 | 11:59:15.592 | 18 | 1:45.800 | 31.386 | 42.679 | 31.735 | 254.7 | 11:59:59.777 |
| 19 | 3:53.617 | 2:40.504 | 42.046 | 31.067 | 171.9 | 12:03:09.209 | 19 | 1:56.951 P | 31.446 | 43.598 | 41.907 | 255.3 | 12:01:56.728 |
| 20 | 1:43.691 | 30.646 | 41.619 | 31.426 | 254.1 | 12:04:52.900 | 20 | 3:41.790 | 2:26.000 | 42.241 | 33.549 | 174.7 | 12:05:38.518 |
| 21 | 1:42.735 | 30.497 | 41.486 | 30.752 | 254.1 | 12:06:35.635 | 21 | 1:43.353 | 30.613 | 41.553 | 31.187 | 253.5 | 12:07:21.871 |
| 22 | 1:49.987 P | 30.510 | 42.325 | 37.152 | 256.5 | 12:08:25.622 | 22 | 1:53.770 | 30.850 | 42.877 | 40.043 | 254.1 | 12:09:15.641 |
| 23 | 3:48.399 P | 2:15.173 | 41.934 | 51.292 | 177.0 | 12:12:14.021 | 23 | 1:45.925 | 31.071 | 43.214 | 31.640 | 253.5 | 12:11:01.566 |
| | | | | | | | 24 | 2:43.585 P | 30.510 | 1:13.933 | 59.142 | 256.5 | 12:13:45.151 |





Circuit de Barcelona
International GT Open
Private test 1
Lap Analysis



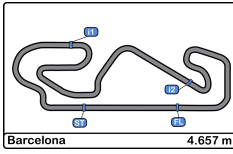
63 Alberto Di Folco Lamborghini Huracan GT3 EVO2 66 Stewart Proctor McLaren 720S GT3

| Lap | 63 Alberto Di Folco (PRO) | | | | | | Lap | 66 Stewart Proctor (PROAM) | | | | | | | |
|-----|---------------------------|------|----------|----------|----------|--------|----------|----------------------------|------|----------|----------|----------|----------|----------|-------|
| | D | Time | Sector 1 | Sector 2 | Sector 3 | T. Spd | | D | Time | Sector 1 | Sector 2 | Sector 3 | T. Spd | | |
| 1 | 11:18:49 | 501 | 11:17:33 | 636 | 43.519 | 32.346 | 171.9 | 11:16:56 | 069 | 11:15:41 | 437 | 42.814 | 31.818 | 175.0 | |
| 2 | 1:44.846 | | 31.338 | 42.018 | 31.490 | 250.5 | 11:20:34 | 347 | 2 | 1:44.304 | | 31.321 | 41.787 | 31.196 | 249.4 |
| 3 | 1:43.676 | | 30.670 | 41.755 | 31.251 | 251.7 | 11:22:18 | 023 | 3 | 1:42.733 | | 30.712 | 41.335 | 30.686 | 251.1 |
| 4 | 1:49.192 | P | 30.865 | 41.995 | 36.332 | 252.9 | 11:24:07 | 215 | 4 | 1:42.761 | | 30.557 | 41.486 | 30.718 | 252.3 |
| 5 | 7:23.093 | | 6:05.640 | 44.749 | 32.704 | 176.4 | 11:31:30 | 308 | 5 | 1:42.986 | | 30.702 | 41.488 | 30.796 | 252.9 |
| 6 | 1:45.385 | | 31.546 | 42.235 | 31.604 | 250.0 | 11:33:15 | 693 | 6 | 1:48.330 | P | 30.907 | 41.641 | 35.782 | 252.9 |
| 7 | 3:01.124 | P | 47.466 | 1:17.877 | 55.781 | 251.7 | 11:36:16 | 817 | 7 | 4:15.382 | | 2:55.929 | 46.052 | 33.401 | 171.4 |
| 8 | 3:15.139 | | 2:00.921 | 42.619 | 31.599 | 173.6 | 11:39:31 | 956 | 8 | 1:50.180 | | 33.219 | 43.795 | 33.166 | 247.7 |
| 9 | 1:47.172 | | 31.182 | 42.167 | 33.823 | 252.3 | 11:41:19 | 128 | 9 | 1:48.847 | | 32.256 | 43.982 | 32.609 | 248.2 |
| 10 | 1:44.779 | | 31.200 | 42.257 | 31.322 | 253.5 | 11:43:03 | 907 | 10 | 3:06.324 | P | 57.107 | 1:06.874 | 1:02.343 | 104.0 |
| 11 | 1:48.494 | P | 30.838 | 41.869 | 35.787 | 252.9 | 11:44:52 | 401 | 11 | 5:38.688 | | 4:26.167 | 41.657 | 30.864 | 178.2 |
| 12 | 4:05.401 | | 2:48.206 | 45.001 | 32.194 | 175.3 | 11:48:57 | 802 | 12 | 1:41.950 | | 30.388 | 41.225 | 30.337 | 253.5 |
| 13 | 1:42.430 | | 30.572 | 41.209 | 30.649 | 251.7 | 11:50:40 | 232 | 13 | 1:42.582 | | 30.369 | 41.508 | 30.705 | 255.3 |
| 14 | 3:45.571 | P | 30.535 | 1:25.785 | 1:49.251 | 252.3 | 11:54:25 | 803 | 14 | 1:41.985 | | 30.395 | 41.065 | 30.525 | 254.7 |
| 15 | 9:22.517 | | 8:09.125 | 42.342 | 31.050 | 173.6 | 12:03:48 | 320 | 15 | 1:52.998 | P | 30.601 | 41.689 | 40.708 | 255.9 |
| 16 | 1:44.057 | | 31.062 | 42.023 | 30.972 | 250.0 | 12:05:32 | 377 | 16 | 4:07.134 | | 2:50.104 | 43.921 | 33.109 | 158.5 |
| 17 | 1:43.963 | | 30.898 | 41.684 | 31.381 | 254.1 | 12:07:16 | 340 | 17 | 1:51.606 | | 32.572 | 45.038 | 33.996 | 247.7 |
| 18 | 1:44.074 | | 30.949 | 42.058 | 31.067 | 250.5 | 12:09:00 | 414 | 18 | 1:47.595 | | 31.996 | 43.139 | 32.460 | 251.1 |
| 19 | 1:43.728 | | 30.807 | 41.920 | 31.001 | 251.1 | 12:10:44 | 142 | 19 | 1:47.422 | | 31.774 | 42.724 | 32.924 | 251.7 |
| 20 | 2:21.067 | P | 30.781 | 50.003 | 1:00.283 | 252.9 | 12:13:05 | 209 | 20 | 1:48.131 | | 31.764 | 42.995 | 33.372 | 252.3 |

| Lap | 65 Heiko Neumann (AM) | | | | | | Lap | 66 Stewart Proctor (PROAM) | | | | | | | | |
|-----|-----------------------|------|----------|----------|----------|--------|----------|----------------------------|------|----------|----------|----------|----------|--------|--------|-------|
| | D | Time | Sector 1 | Sector 2 | Sector 3 | T. Spd | | D | Time | Sector 1 | Sector 2 | Sector 3 | T. Spd | | | |
| 1 | 11:17:12 | 512 | 11:15:53 | 831 | 45.766 | 32.915 | 156.5 | 11:17:12 | 512 | 21 | 1:48.487 | | 32.318 | 43.445 | 32.724 | 244.8 |
| 2 | 1:49.285 | | 32.484 | 44.211 | 32.590 | 249.4 | 11:19:01 | 797 | 22 | 1:46.685 | | 31.986 | 42.569 | 32.130 | 251.1 | |
| 3 | 1:48.799 | | 32.458 | 43.082 | 33.259 | 250.0 | 11:20:50 | 596 | 23 | 1:46.943 | | 31.783 | 42.797 | 32.363 | 251.1 | |
| 4 | 1:46.372 | | 31.701 | 42.667 | 32.004 | 251.1 | 11:22:36 | 968 | 24 | 1:46.192 | | 31.702 | 42.434 | 32.056 | 252.3 | |
| 5 | 1:45.862 | | 31.349 | 42.510 | 32.003 | 251.7 | 11:24:22 | 830 | 25 | 1:46.361 | | 31.614 | 42.772 | 31.975 | 251.7 | |
| 6 | 1:45.509 | | 31.410 | 42.328 | 31.771 | 251.1 | 11:26:08 | 339 | 26 | 1:47.650 | | 31.665 | 43.606 | 32.379 | 251.7 | |
| 7 | 1:53.182 | P | 31.841 | 42.539 | 38.802 | 250.0 | 11:28:01 | 521 | 27 | 2:47.524 | P | 40.298 | 1:07.327 | 59.899 | 251.1 | |

| Lap | 65 Heiko Neumann (AM) | | | | | | Lap | 69 Michael Blanchemain (PROAM) | | | | | | | | | |
|-----|-----------------------|------|----------|----------|----------|--------|----------|--------------------------------|------|----------|----------|----------|----------|--------|--------|--------|-------|
| | D | Time | Sector 1 | Sector 2 | Sector 3 | T. Spd | | D | Time | Sector 1 | Sector 2 | Sector 3 | T. Spd | | | | |
| 1 | 11:17:12 | 512 | 11:15:53 | 831 | 45.766 | 32.915 | 156.5 | 11:17:12 | 512 | 1 | 11:18:15 | 990 | 11:17:00 | 289 | 43.274 | 32.427 | 178.5 |
| 2 | 1:49.285 | | 32.484 | 44.211 | 32.590 | 249.4 | 11:19:01 | 797 | 2 | 1:45.086 | | 31.455 | 42.233 | 31.398 | 250.5 | | |
| 3 | 1:48.799 | | 32.458 | 43.082 | 33.259 | 250.0 | 11:20:50 | 596 | 3 | 1:44.951 | | 31.184 | 42.150 | 31.617 | 251.7 | | |
| 4 | 1:46.372 | | 31.701 | 42.667 | 32.004 | 251.1 | 11:22:36 | 968 | 4 | 1:55.024 | P | 31.568 | 42.249 | 41.207 | 254.1 | | |
| 5 | 1:45.862 | | 31.349 | 42.510 | 32.003 | 251.7 | 11:24:22 | 830 | 5 | 4:37.406 | | 3:23.238 | 42.401 | 31.767 | 180.3 | | |
| 6 | 1:45.509 | | 31.410 | 42.328 | 31.771 | 251.1 | 11:26:08 | 339 | 6 | 1:51.937 | P | 31.320 | 42.225 | 38.392 | 250.5 | | |
| 7 | 1:53.182 | P | 31.841 | 42.539 | 38.802 | 250.0 | 11:28:01 | 521 | 7 | 9:24.812 | | 8:10.174 | 42.999 | 31.639 | 179.4 | | |
| 8 | 4:15.817 | | 3:01.641 | 42.587 | 31.589 | 176.7 | 11:32:17 | 338 | 8 | 1:45.352 | | 31.431 | 42.209 | 31.712 | 251.1 | | |
| 9 | 1:56.470 | P | 31.179 | 42.483 | 42.808 | 251.7 | 11:34:13 | 808 | 9 | 1:45.864 | | 31.358 | 42.572 | 31.934 | 252.3 | | |
| 10 | 5:55.881 | | 4:40.992 | 42.536 | 32.353 | 178.2 | 11:40:09 | 689 | 10 | 1:44.461 | | 31.236 | 42.034 | 31.191 | 253.5 | | |
| 11 | 1:44.976 | | 31.114 | 42.316 | 31.546 | 252.3 | 11:41:54 | 665 | 11 | 1:44.501 | | 31.031 | 42.003 | 31.467 | 252.9 | | |
| 12 | 1:44.463 | | 31.105 | 41.947 | 31.411 | 252.9 | 11:43:39 | 128 | 12 | 1:50.442 | P | 30.978 | 42.117 | 37.347 | 251.7 | | |
| 13 | 1:46.103 | | 31.127 | 42.231 | 32.745 | 252.9 | 11:45:25 | 231 | 13 | 3:13.719 | | 2:00.143 | 42.137 | 31.439 | 180.0 | | |
| 14 | 1:45.042 | | 31.125 | 42.568 | 31.349 | 252.3 | 11:47:10 | 273 | 14 | 1:43.844 | | 30.829 | 41.889 | 31.126 | 251.1 | | |
| 15 | 1:49.673 | | 31.482 | 44.037 | 34.154 | 253.5 | 11:48:59 | 946 | 15 | 1:43.769 | | 30.912 | 41.734 | 31.123 | 251.7 | | |
| 16 | 1:45.502 | | 31.348 | 42.664 | 31.490 | 251.7 | 11:50:45 | 448 | 16 | 1:49.379 | P | 30.818 | 41.827 | 36.734 | 251.1 | | |
| 17 | 1:44.353 | | 30.961 | 42.169 | 31.223 | 251.1 | 11:52:29 | 801 | 17 | 5:35.693 | | 4:11.367 | 48.947 | 35.379 | 155.3 | | |
| 18 | 1:57.002 | P | 31.816 | 43.278 | 41.908 | 251.1 | 11:54:26 | 803 | 18 | 1:51.878 | | 33.026 | 44.949 | 33.903 | 246.5 | | |
| 19 | 9:26.039 | | 8:09.535 | 44.499 | 32.005 | 179.7 | 12:03:52 | 842 | 19 | 1:50.431 | | 32.669 | 44.107 | 33.655 | 246.0 | | |
| 20 | 1:47.968 | | 32.148 | 42.826 | 32.994 | 249.4 | 12:05:40 | 810 | 20 | 1:50.091 | | 32.367 | 44.366 | 33.358 | 248.2 | | |
| 21 | 1:44.639 | | 31.243 | 42.202 | 31.194 | 252.3 | 12:07:25 | 449 | 21 | 1:49.736 | | 33.015 | 43.549 | 33.172 | 247.7 | | |
| 22 | 1:44.835 | | 31.148 | 42.454 | 31.233 | 252.9 | 12:09:10 | 284 | 22 | 2:01.950 | P | 32.401 | 43.948 | 45.601 | 246.5 | | |
| 23 | 1:44.492 | | 31.164 | 42.353 | 30.975 | 252.3 | 12:10:54 | 776 | | | | | | | | | |
| 24 | 2:47.407 | P | 31.216 | 1:16.821 | 59.370 | 254.1 | 12:13:42 | 183 | | | | | | | | | |





Circuit de Barcelona
 International GT Open
 Private test 1
 Lap Analysis



75

Filip Salaquarda

Audi R8 LMS GT3 Evo II

95

Morten Strömsted

Mercedes AMG GT3 EVO

| PROAM | | | | | | | ISR Racing | | | | | | | PROAM | | | | | | | Team Motopark | | | | | | |
|-------|---|--------------|----------|--------------|----------|--------|------------|--------------|----|--------------|--------------|----------|----------|--------|--------------|--------------|---|------|----------|----------|---------------|--------|---------|--|--|--|--|
| Lap | D | Time | Sector 1 | Sector 2 | Sector 3 | T. Spd | Elapsed | Lap | D | Time | Sector 1 | Sector 2 | Sector 3 | T. Spd | Elapsed | Lap | D | Time | Sector 1 | Sector 2 | Sector 3 | T. Spd | Elapsed | | | | |
| 1 | | 11:17:26.493 | P | 11:16:02.463 | 43.363 | 40.667 | 123.1 | 11:17:26.493 | 1 | 11:17:30.425 | 11:16:15.654 | 42.990 | 31.781 | 177.6 | 11:17:30.425 | | | | | | | | | | | | |
| 2 | | 3:28.630 | | 2:09.728 | 43.596 | 35.306 | 173.6 | 11:20:55.123 | 2 | 1:45.556 | 31.025 | 42.030 | 32.501 | 252.3 | 11:19:15.981 | | | | | | | | | | | | |
| 3 | | 1:49.213 | | 31.749 | 42.900 | 34.564 | 254.7 | 11:22:44.336 | 3 | 1:44.339 | 31.241 | 41.937 | 31.161 | 251.7 | 11:21:00.320 | | | | | | | | | | | | |
| 4 | | 1:45.251 | | 31.348 | 42.121 | 31.782 | 254.7 | 11:24:29.587 | 4 | 1:44.407 | 31.078 | 41.761 | 31.568 | 253.5 | 11:22:44.727 | | | | | | | | | | | | |
| 5 | | 1:49.928 | | 32.247 | 44.865 | 32.816 | 256.5 | 11:26:19.515 | 5 | 1:45.041 | 31.368 | 42.249 | 31.424 | 255.3 | 11:24:29.768 | | | | | | | | | | | | |
| 6 | | 1:48.422 | | 31.225 | 42.383 | 34.814 | 252.3 | 11:28:07.937 | 6 | 1:44.373 | 31.364 | 41.911 | 31.098 | 255.3 | 11:26:14.141 | | | | | | | | | | | | |
| 7 | | 1:55.026 | P | 31.481 | 42.274 | 41.271 | 252.3 | 11:30:02.963 | 7 | 1:43.837 | 30.839 | 41.812 | 31.186 | 253.5 | 11:27:57.978 | | | | | | | | | | | | |
| 8 | | 10:34.126 | | 9:19.094 | 43.349 | 31.683 | 155.6 | 11:40:37.089 | 8 | 1:51.246 | P | 31.599 | 42.407 | 37.240 | 252.3 | 11:29:49.224 | | | | | | | | | | | |
| 9 | | 1:43.680 | | 30.960 | 41.703 | 31.017 | 250.0 | 11:42:20.769 | 9 | 4:02.820 | P | 2:30.699 | 49.652 | 42.469 | 180.6 | 11:33:52.044 | | | | | | | | | | | |
| 10 | | 1:46.195 | | 30.928 | 43.312 | 31.955 | 253.5 | 11:44:06.964 | 10 | 5:42.212 | | 4:27.019 | 42.667 | 32.526 | 174.7 | 11:39:34.256 | | | | | | | | | | | |
| 11 | | 1:43.467 | | 30.741 | 41.782 | 30.944 | 251.7 | 11:45:50.431 | 11 | 1:45.155 | | 31.180 | 42.009 | 31.966 | 251.7 | 11:41:19.411 | | | | | | | | | | | |
| 12 | | 1:43.472 | | 30.874 | 41.667 | 30.931 | 253.5 | 11:47:33.903 | 12 | 1:46.287 | | 31.303 | 42.413 | 32.571 | 254.7 | 11:43:05.698 | | | | | | | | | | | |
| 13 | | 1:55.180 | P | 31.407 | 43.104 | 40.669 | 253.5 | 11:49:29.083 | 13 | 1:43.716 | | 30.867 | 41.558 | 31.291 | 254.1 | 11:44:49.414 | | | | | | | | | | | |
| 14 | | 3:40.980 | | 2:21.909 | 45.607 | 33.464 | 175.0 | 11:53:10.063 | 14 | 1:43.457 | | 30.767 | 41.802 | 30.888 | 252.9 | 11:46:32.871 | | | | | | | | | | | |
| 15 | | 1:49.406 | | 33.053 | 43.744 | 32.609 | 247.1 | 11:54:59.469 | 15 | 1:57.041 | P | 31.043 | 45.336 | 40.662 | 253.5 | 11:48:29.912 | | | | | | | | | | | |
| 16 | | 1:46.614 | | 31.672 | 42.873 | 32.069 | 248.8 | 11:56:46.083 | 16 | 5:50.933 | | 4:35.251 | 43.036 | 32.646 | 180.6 | 11:54:20.845 | | | | | | | | | | | |
| 17 | | 1:46.789 | | 31.674 | 42.913 | 32.202 | 251.7 | 11:58:32.872 | 17 | 1:47.297 | | 32.667 | 42.651 | 31.979 | 246.5 | 11:56:08.142 | | | | | | | | | | | |
| 18 | | 1:45.954 | | 31.549 | 42.442 | 31.963 | 250.5 | 12:00:18.826 | 18 | 1:46.129 | | 31.831 | 42.459 | 31.839 | 249.4 | 11:57:54.271 | | | | | | | | | | | |
| 19 | | 1:50.776 | | 31.690 | 45.979 | 33.107 | 251.7 | 12:02:09.602 | 19 | 1:46.505 | | 31.373 | 43.246 | 31.886 | 250.0 | 11:59:40.776 | | | | | | | | | | | |
| 20 | | 1:48.689 | | 31.439 | 44.338 | 32.912 | 251.7 | 12:03:58.291 | 20 | 1:45.792 | | 31.385 | 42.779 | 31.628 | 249.4 | 12:01:26.568 | | | | | | | | | | | |
| 21 | | 1:45.891 | | 31.506 | 42.532 | 31.853 | 250.0 | 12:05:44.182 | 21 | 1:45.870 | | 31.600 | 42.573 | 31.697 | 249.4 | 12:03:12.438 | | | | | | | | | | | |
| 22 | | 1:46.172 | | 31.411 | 42.770 | 31.991 | 251.7 | 12:07:30.354 | 22 | 1:46.256 | | 31.660 | 42.825 | 31.771 | 251.7 | 12:04:58.694 | | | | | | | | | | | |
| 23 | | 1:46.715 | | 31.370 | 42.659 | 32.686 | 251.1 | 12:09:17.069 | 23 | 1:45.628 | | 31.304 | 42.496 | 31.828 | 251.7 | 12:06:44.322 | | | | | | | | | | | |
| 24 | | 2:03.029 | P | 31.963 | 47.098 | 43.968 | 250.5 | 12:11:20.098 | 24 | 1:46.364 | | 31.669 | 42.885 | 31.810 | 253.5 | 12:08:30.686 | | | | | | | | | | | |

88

Gino Forgiione

Ferrari 296 GT3

| PROAM | | | | | | | Spirit of Race | | | | | | |
|-------|---|--------------|----------|--------------|----------|--------|----------------|--------------|--|--|--|--|--|
| Lap | D | Time | Sector 1 | Sector 2 | Sector 3 | T. Spd | Elapsed | | | | | | |
| 1 | | 11:18:14.793 | P | 11:16:43.048 | 47.615 | 44.130 | 161.4 | 11:18:14.793 | | | | | |
| 2 | | 3:53.804 | | 2:33.467 | 46.047 | 34.290 | 176.7 | 11:22:08.597 | | | | | |
| 3 | | 1:48.760 | | 32.192 | 43.358 | 33.210 | 251.1 | 11:23:57.357 | | | | | |
| 4 | | 1:48.390 | | 32.011 | 43.397 | 32.982 | 254.1 | 11:25:45.747 | | | | | |
| 5 | | 1:49.490 | | 32.352 | 43.405 | 33.733 | 252.9 | 11:27:35.237 | | | | | |
| 6 | | 1:49.199 | | 32.124 | 43.477 | 33.598 | 250.5 | 11:29:24.436 | | | | | |
| 7 | | 1:47.912 | | 32.018 | 43.072 | 32.822 | 251.7 | 11:31:12.348 | | | | | |
| 8 | | 1:54.572 | | 31.953 | 46.410 | 36.209 | 253.5 | 11:33:06.920 | | | | | |
| 9 | | 2:20.703 | P | 35.455 | 50.138 | 55.110 | 249.4 | 11:35:27.623 | | | | | |
| 10 | | 5:49.633 | | 4:31.582 | 44.563 | 33.488 | 175.3 | 11:41:17.256 | | | | | |
| 11 | | 1:50.736 | | 32.367 | 45.565 | 32.804 | 252.3 | 11:43:07.992 | | | | | |
| 12 | | 1:48.378 | | 32.221 | 43.584 | 32.573 | 255.9 | 11:44:56.370 | | | | | |
| 13 | | 1:48.006 | | 31.813 | 43.282 | 32.911 | 255.3 | 11:46:44.376 | | | | | |
| 14 | | 1:47.730 | | 31.756 | 43.274 | 32.700 | 254.1 | 11:48:32.106 | | | | | |
| 15 | | 1:54.393 | P | 31.879 | 42.977 | 39.537 | 251.7 | 11:50:26.499 | | | | | |
| 16 | | 3:39.940 | | 2:26.233 | 42.182 | 31.525 | 178.5 | 11:54:06.439 | | | | | |
| 17 | | 1:44.558 | | 30.911 | 42.180 | 31.467 | 254.7 | 11:55:50.997 | | | | | |
| 18 | | 1:48.265 | | 31.634 | 42.188 | 34.443 | 257.1 | 11:57:39.262 | | | | | |
| 19 | | 1:51.236 | P | 30.903 | 42.367 | 37.966 | 255.3 | 11:59:30.498 | | | | | |
| 20 | | 2:47.987 | | 1:30.041 | 43.019 | 34.927 | 179.7 | 12:02:18.485 | | | | | |
| 21 | | 1:44.049 | | 30.488 | 41.011 | 32.550 | 254.1 | 12:04:02.534 | | | | | |
| 22 | | 1:43.030 | | 30.852 | 41.279 | 30.899 | 250.5 | 12:05:45.564 | | | | | |
| 23 | | 1:53.750 | P | 30.489 | 43.878 | 39.383 | 257.1 | 12:07:39.314 | | | | | |

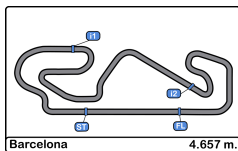
96

Lukas Dunner

Mercedes AMG GT3 EVO

| PRO | | | | | | | Team Motopark | | | | | | |
|-----|---|--------------|----------|--------------|----------|--------|---------------|--------------|--|--|--|--|--|
| Lap | D | Time | Sector 1 | Sector 2 | Sector 3 | T. Spd | Elapsed | | | | | | |
| 1 | | 11:17:14.751 | | 11:16:00.897 | 42.531 | 31.323 | 121.7 | 11:17:14.751 | | | | | |
| 2 | | 1:44.575 | | 31.058 | 42.456 | 31.061 | 252.9 | 11:18:59.326 | | | | | |
| 3 | | 1:45.757 | | 31.772 | 42.924 | 31.061 | 252.3 | 11:20:45.083 | | | | | |
| 4 | | 1:42.181 | | 30.537 | 41.023 | 30.621 | 252.3 | 11:22:27.264 | | | | | |
| 5 | | 1:42.370 | | 30.506 | 41.107 | 30.757 | 254.7 | 11:24:09.634 | | | | | |
| 6 | | 1:54.018 | P | 31.359 | 42.480 | 40.179 | 244.8 | 11:26:03.652 | | | | | |
| 7 | | 10:27.270 | P | 8:11.231 | 1:18.544 | 57.495 | 144.7 | 11:36:30.922 | | | | | |
| 8 | | 3:20.866 | | 2:05.525 | 42.794 | 32.547 | 175.0 | 11:39:51.788 | | | | | |
| 9 | | 1:44.895 | | 31.630 | 42.144 | 31.121 | 251.7 | 11:41:36.683 | | | | | |
| 10 | | 1:45.333 | | 31.063 | 42.047 | 32.223 | 252.9 | 11:43:22.016 | | | | | |
| 11 | | 1:44.264 | | 31.052 | 42.001 | 31.211 | 254.1 | 11:45:06.280 | | | | | |
| 12 | | 1:50.889 | P | 30.915 | 41.983 | 37.991 | 253.5 | 11:46:57.169 | | | | | |
| 13 | | 3:22.961 | | 2:08.167 | 43.039 | 31.755 | 179.1 | 11:50:20.130 | | | | | |
| 14 | | 1:44.086 | | 31.087 | 42.065 | 30.934 | 251.1 | 11:52:04.216 | | | | | |
| 15 | | 1:43.933 | | 30.822 | 41.734 | 31.377 | 251.7 | 11:53:48.149 | | | | | |
| 16 | | 1:43.922 | | 30.961 | 41.534 | 31.427 | 250.0 | 11:55:32.071 | | | | | |
| 17 | | 1:43.339 | | 30.852 | 41.676 | 30.811 | 250.0 | 11:57:15.410 | | | | | |
| 18 | | 1:49.970 | P | 30.857 | 41.646 | 37.467 | 250.5 | 11:59:05.380 | | | | | |
| 19 | | 3:56.835 | | 2:43.775 | 42.078 | 30.982 | 179.7 | 12:03:02.215 | | | | | |
| 20 | | 1:44.045 | | 31.069 | 41.938 | 31.038 | 251.1 | 12:04:46.260 | | | | | |
| 21 | | 1:44.392 | | 30.835 | 42.474 | 31.083 | 252.3 | 12:06:30.652 | | | | | |
| 22 | | 1:45.133 | | 30.922 | 41.825 | 32.386 | 254.1 | 12:08:15.785 | | | | | |
| 23 | | 1:50.289 | P | 31.079 | 42.580 | 36.630 | 250.0 | 12:10:06.074 | | | | | |





Circuit de Barcelona
International GT Open
Private test 1
Lap Analysis



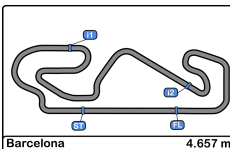
108 Ameerh Naran Mercedes AMG GT3 EVO **786** Kiki Sak Nana Mercedes AMG GT3 EVO

| PROAM Tom Jackson | | | | | | | GetSpeed AM Adam Osieka | | | | | | | | |
|-------------------|---|-----------------|---------------|---------------|---------------|--------|-------------------------|-----|---|--------------|--------------|----------|----------|--------|--------------|
| Lap | D | Time | Sector 1 | Sector 2 | Sector 3 | T. Spd | Elapsed | Lap | D | Time | Sector 1 | Sector 2 | Sector 3 | T. Spd | Elapsed |
| 1 | | 11:19:55.069 | 11:18:38.283 | 44.032 | 32.754 | 175.8 | 11:19:55.069 | 1 | | 11:19:58.350 | 11:18:42.909 | 43.026 | 32.415 | 179.1 | 11:19:58.350 |
| 2 | | 1:48.462 | 32.403 | 43.707 | 32.352 | 247.1 | 11:21:43.531 | 2 | | 1:47.424 | 32.423 | 43.000 | 32.001 | 231.7 | 11:21:45.774 |
| 3 | | 1:51.453 | 31.935 | 45.779 | 33.739 | 250.0 | 11:23:34.984 | 3 | | 1:46.954 | 32.491 | 42.324 | 32.139 | 250.5 | 11:23:32.728 |
| 4 | | 1:45.078 | 31.309 | 42.114 | 31.655 | 251.1 | 11:25:20.062 | 4 | | 1:44.675 | 31.122 | 42.234 | 31.319 | 247.7 | 11:25:17.403 |
| 5 | | 1:45.326 | 31.398 | 42.429 | 31.499 | 251.1 | 11:27:05.388 | 5 | | 1:51.273 | 31.552 | 42.959 | 36.762 | 250.5 | 11:27:08.676 |
| 6 | | 1:59.476 P | 31.573 | 41.914 | 45.989 | 250.5 | 11:29:04.864 | 6 | | 1:45.470 | 31.017 | 42.437 | 32.016 | 250.5 | 11:28:54.146 |
| 7 | | 25:15.801 | 23:54.117 | 45.434 | 36.250 | 174.4 | 11:54:20.665 | 7 | | 1:44.600 | 31.121 | 41.872 | 31.607 | 250.0 | 11:30:38.746 |
| 8 | | 2:17.551 P | 34.323 | 51.093 | 52.135 | 230.2 | 11:56:38.216 | 8 | | 1:47.672 | 31.407 | 42.422 | 33.843 | 250.0 | 11:32:26.418 |

777 Marcin Jedlinski Audi R8 LMS GT3 Evo II

| PROAM Karol Basz | | | | | | | Olimp Racing | | | | | | | | |
|------------------|---|-----------------|---------------|---------------|---------------|--------|--------------|-----|---|-----------------|---------------|---------------|---------------|--------|--------------|
| Lap | D | Time | Sector 1 | Sector 2 | Sector 3 | T. Spd | Elapsed | Lap | D | Time | Sector 1 | Sector 2 | Sector 3 | T. Spd | Elapsed |
| 1 | | 11:17:16.168 | 11:16:02.211 | 41.897 | 32.060 | 131.2 | 11:17:16.168 | 9 | | 2:15.427 P | 31.119 | 48.072 | 56.236 | 250.0 | 11:34:41.845 |
| 2 | | 1:45.721 | 31.037 | 42.363 | 32.321 | 254.7 | 11:19:01.889 | 10 | | 5:24.375 | 4:07.444 | 43.412 | 33.519 | 178.5 | 11:40:06.220 |
| 3 | | 1:44.166 | 30.671 | 42.235 | 31.260 | 255.3 | 11:20:46.055 | 11 | | 1:50.495 | 31.943 | 42.906 | 35.646 | 248.8 | 11:41:56.715 |
| 4 | | 1:42.812 | 30.558 | 41.386 | 30.868 | 257.1 | 11:22:28.867 | 12 | | 1:47.431 | 31.697 | 43.115 | 32.619 | 251.7 | 11:43:44.146 |
| 5 | | 1:48.826 P | 30.459 | 41.392 | 36.975 | 258.3 | 11:24:17.693 | 13 | | 1:46.773 | 31.379 | 42.744 | 32.650 | 252.3 | 11:45:30.919 |
| 6 | | 3:34.413 | 2:21.525 | 41.731 | 31.157 | 180.6 | 11:27:52.106 | 14 | | 1:46.904 | 31.475 | 42.675 | 32.754 | 250.5 | 11:47:17.823 |
| 7 | | 1:43.406 | 30.667 | 41.719 | 31.020 | 255.9 | 11:29:35.512 | 15 | | 1:51.730 | 31.872 | 42.868 | 36.990 | 251.7 | 11:49:09.553 |
| 8 | | 1:43.439 | 30.636 | 41.595 | 31.208 | 255.3 | 11:31:18.951 | 16 | | 1:48.298 | 31.999 | 43.278 | 33.021 | 249.4 | 11:50:57.851 |
| 9 | | 1:50.730 P | 30.486 | 41.733 | 38.511 | 255.9 | 11:33:09.681 | 17 | | 1:47.308 | 31.821 | 42.877 | 32.610 | 249.4 | 11:52:45.159 |
| 10 | | 9:09.896 | 7:52.032 | 44.696 | 33.168 | 150.8 | 11:42:19.577 | 18 | | 1:46.698 | 31.592 | 42.643 | 32.463 | 250.5 | 11:54:31.857 |
| 11 | | 1:48.766 | 31.876 | 44.448 | 32.442 | 249.4 | 11:44:08.343 | 19 | | 1:52.918 | 34.097 | 44.440 | 34.381 | 252.3 | 11:56:24.775 |
| 12 | | 1:48.076 | 31.696 | 44.196 | 32.184 | 253.5 | 11:45:56.419 | 20 | | 1:47.087 | 31.960 | 42.907 | 32.220 | 250.0 | 11:58:11.862 |
| 13 | | 1:45.848 | 31.457 | 42.616 | 31.775 | 252.3 | 11:47:42.267 | 21 | | 1:46.196 | 31.446 | 42.589 | 32.161 | 252.3 | 11:59:58.058 |
| 14 | | 1:45.851 | 31.342 | 42.789 | 31.720 | 254.7 | 11:49:28.118 | 22 | | 1:56.782 P | 31.427 | 44.415 | 40.940 | 251.7 | 12:01:54.840 |
| 15 | | 1:44.904 | 30.990 | 42.332 | 31.582 | 254.1 | 11:51:13.022 | 23 | | 3:12.763 | 1:48.306 | 51.749 | 32.708 | 168.4 | 12:05:07.603 |
| 16 | | 1:45.306 | 31.237 | 42.586 | 31.483 | 253.5 | 11:52:58.328 | 24 | | 1:47.627 | 31.953 | 42.643 | 33.031 | 244.3 | 12:06:55.230 |
| 17 | | 1:56.930 P | 31.300 | 45.219 | 40.411 | 254.1 | 11:54:55.258 | 25 | | 1:43.651 | 30.779 | 41.819 | 31.053 | 252.9 | 12:08:38.881 |
| 18 | | 4:49.921 | 3:35.337 | 42.726 | 31.858 | 153.8 | 11:59:45.179 | 26 | | 1:45.966 | 30.891 | 42.576 | 32.499 | 251.1 | 12:10:24.847 |
| 19 | | 1:45.471 | 31.327 | 42.425 | 31.719 | 253.5 | 12:01:30.650 | 27 | | 2:26.086 P | 31.176 | 57.204 | 57.706 | 251.7 | 12:12:50.933 |
| 20 | | 1:45.862 | 31.259 | 42.732 | 31.871 | 251.7 | 12:03:16.512 | | | | | | | | |
| 21 | | 1:46.644 | 31.758 | 42.730 | 32.156 | 255.3 | 12:05:03.156 | | | | | | | | |
| 22 | | 1:45.890 | 31.129 | 42.907 | 31.854 | 254.1 | 12:06:49.046 | | | | | | | | |
| 23 | | 1:45.192 | 31.152 | 42.469 | 31.571 | 256.5 | 12:08:34.238 | | | | | | | | |
| 24 | | 1:45.984 | 31.427 | 42.679 | 31.878 | 255.9 | 12:10:20.222 | | | | | | | | |
| 25 | | 2:17.225 P | 31.402 | 47.942 | 57.881 | 255.3 | 12:12:37.447 | | | | | | | | |





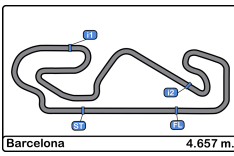
Circuito de Barcelona
International GT Open
Private test 1
Best Sectors Results



Barcelona 4.657 m

| Sector - 1 | | | Sector - 2 | | | Sector - 3 | | | Ideal Lap vs Best Lap | | |
|------------|----------------------------|--------|----------------------------|--------|----------------------------|------------|------|----------------------------|-----------------------|----------|------|
| Clas | Nº Driver | Time | Nº Driver | Time | Nº Driver | Time | Clas | Nº Driver | Ideal Lap | Best Lap | Clas |
| 1 | 33 Macdonald - Kell | 30.125 | 16 Hahn - Khodair | 40.736 | 9 Bartone - Schiller | 30.118 | 1 | 9 Bartone - Schiller | 1:41.197 | 1:41.197 | 1 |
| 2 | 27 Pulcini - Cheever | 30.129 | 9 Bartone - Schiller | 40.846 | 15 Bergström - Menzel | 30.302 | 2 | 16 Hahn - Khodair | 1:41.287 | 1:41.349 | 2 |
| 3 | 16 Hahn - Khodair | 30.157 | 12 Hash - Fontana | 40.852 | 33 Macdonald - Kell | 30.307 | 3 | 33 Macdonald - Kell | 1:41.392 | 1:41.643 | 5 |
| 4 | 15 Bergström - Menzel | 30.207 | 20 Baumann - Pitamber | 40.898 | 12 Hash - Fontana | 30.312 | 4 | 15 Bergström - Menzel | 1:41.425 | 1:41.425 | 3 |
| 5 | 9 Bartone - Schiller | 30.233 | 15 Bergström - Menzel | 40.916 | 66 Proctor - Proctor | 30.337 | 5 | 12 Hash - Fontana | 1:41.497 | 1:41.601 | 4 |
| 6 | 51 Marinangeli - Abril | 30.325 | 33 Macdonald - Kell | 40.960 | 10 Deledda - Pepper | 30.380 | 6 | 66 Proctor - Proctor | 1:41.771 | 1:41.950 | 7 |
| 7 | 12 Hash - Fontana | 30.333 | 51 Marinangeli - Abril | 40.967 | 16 Hahn - Khodair | 30.394 | 7 | 10 Deledda - Pepper | 1:41.825 | 1:41.878 | 6 |
| 8 | 66 Proctor - Proctor | 30.369 | 1 Reicher - Haase | 40.996 | 6 Pierburg - Walker | 30.587 | 8 | 27 Pulcini - Cheever | 1:41.911 | 1:41.984 | 9 |
| 9 | 6 Pierburg - Walker | 30.383 | 88 Forgione - Rugolo | 41.011 | 27 Pulcini - Cheever | 30.604 | 9 | 20 Baumann - Pitamber | 1:41.931 | 1:41.973 | 8 |
| 10 | 1 Reicher - Haase | 30.383 | 96 Dunner - Hanses | 41.023 | 20 Baumann - Pitamber | 30.621 | 10 | 51 Marinangeli - Abril | 1:41.977 | 1:42.248 | 11 |
| 11 | 10 Deledda - Pepper | 30.407 | 10 Deledda - Pepper | 41.038 | 96 Dunner - Hanses | 30.621 | 11 | 6 Pierburg - Walker | 1:42.141 | 1:42.896 | 15 |
| 12 | 20 Baumann - Pitamber | 30.412 | 66 Proctor - Proctor | 41.065 | 63 Di Folco - Pulcini | 30.649 | 12 | 96 Dunner - Hanses | 1:42.150 | 1:42.181 | 10 |
| 13 | 777 Jedlinski - Basz | 30.459 | 6 Pierburg - Walker | 41.171 | 51 Marinangeli - Abril | 30.685 | 13 | 1 Reicher - Haase | 1:42.202 | 1:42.407 | 12 |
| 14 | 88 Forgione - Rugolo | 30.488 | 27 Pulcini - Cheever | 41.178 | 1 Reicher - Haase | 30.823 | 14 | 63 Di Folco - Pulcini | 1:42.393 | 1:42.430 | 13 |
| 15 | 17 Menchaca - Siebert | 30.503 | 63 Di Folco - Pulcini | 41.209 | 14 Wira - Arrow | 30.856 | 15 | 88 Forgione - Rugolo | 1:42.398 | 1:43.030 | 16 |
| 16 | 96 Dunner - Hanses | 30.506 | 17 Menchaca - Siebert | 41.308 | 777 Jedlinski - Basz | 30.868 | 16 | 777 Jedlinski - Basz | 1:42.713 | 1:42.812 | 14 |
| 17 | 55 De Meeus - Stanley | 30.510 | 54 Müller - Mettler | 41.360 | 95 Strömsted - Ikin | 30.888 | 17 | 17 Menchaca - Siebert | 1:42.717 | 1:43.693 | 25 |
| 18 | 63 Di Folco - Pulcini | 30.535 | 777 Jedlinski - Basz | 41.386 | 88 Forgione - Rugolo | 30.899 | 18 | 7 Mardini - van der Helm | 1:42.996 | 1:43.193 | 18 |
| 19 | 7 Mardini - van der Helm | 30.584 | 7 Mardini - van der Helm | 41.430 | 17 Menchaca - Siebert | 30.906 | 19 | 54 Müller - Mettler | 1:43.177 | 1:43.189 | 17 |
| 20 | 23 Haugen - Ruberti | 30.625 | 23 Haugen - Ruberti | 41.526 | 75 Salaquarda - Milota | 30.931 | 20 | 23 Haugen - Ruberti | 1:43.190 | 1:43.311 | 19 |
| 21 | 75 Salaquarda - Milota | 30.741 | 55 De Meeus - Stanley | 41.553 | 65 Neumann - Rumpfkeil | 30.975 | 21 | 95 Strömsted - Ikin | 1:43.213 | 1:43.457 | 22 |
| 22 | 54 Müller - Mettler | 30.744 | 95 Strömsted - Ikin | 41.558 | 7 Mardini - van der Helm | 30.982 | 22 | 55 De Meeus - Stanley | 1:43.250 | 1:43.353 | 20 |
| 23 | 14 Wira - Arrow | 30.754 | 14 Wira - Arrow | 41.643 | 19 Moretti - Petrov | 30.985 | 23 | 14 Wira - Arrow | 1:43.253 | 1:43.359 | 21 |
| 24 | 95 Strömsted - Ikin | 30.767 | 75 Salaquarda - Milota | 41.667 | 23 Haugen - Ruberti | 31.039 | 24 | 75 Salaquarda - Milota | 1:43.339 | 1:43.467 | 23 |
| 25 | 786 Sak Nana - Osieka | 30.779 | 69 Blanchemain - Pla | 41.734 | 786 Sak Nana - Osieka | 31.053 | 25 | 786 Sak Nana - Osieka | 1:43.651 | 1:43.651 | 24 |
| 26 | 69 Blanchemain - Pla | 30.818 | 25 Cozzi - Sernagiotto | 41.748 | 54 Müller - Mettler | 31.073 | 26 | 25 Cozzi - Sernagiotto | 1:43.669 | 1:43.871 | 27 |
| 27 | 25 Cozzi - Sernagiotto | 30.824 | 786 Sak Nana - Osieka | 41.819 | 25 Cozzi - Sernagiotto | 31.097 | 27 | 69 Blanchemain - Pla | 1:43.675 | 1:43.769 | 26 |
| 28 | 19 Moretti - Petrov | 30.838 | 108 Naran - Jackson | 41.914 | 69 Blanchemain - Pla | 31.123 | 28 | 19 Moretti - Petrov | 1:43.811 | 1:44.130 | 28 |
| 29 | 65 Neumann - Rumpfkeil | 30.961 | 65 Neumann - Rumpfkeil | 41.947 | 55 De Meeus - Stanley | 31.187 | 29 | 65 Neumann - Rumpfkeil | 1:43.883 | 1:44.353 | 29 |
| 30 | 5 Jedlinski - Korzeniowski | 31.056 | 42 Wallenwein - Blazek | 41.955 | 42 Wallenwein - Blazek | 31.280 | 30 | 42 Wallenwein - Blazek | 1:44.339 | 1:44.732 | 30 |
| 31 | 42 Wallenwein - Blazek | 31.104 | 19 Moretti - Petrov | 41.988 | 108 Naran - Jackson | 31.499 | 31 | 108 Naran - Jackson | 1:44.722 | 1:45.078 | 32 |
| 32 | 8 Cipriani - Barrichello | 31.185 | 5 Jedlinski - Korzeniowski | 42.083 | 5 Jedlinski - Korzeniowski | 31.635 | 32 | 5 Jedlinski - Korzeniowski | 1:44.774 | 1:44.806 | 31 |
| 33 | 108 Naran - Jackson | 31.309 | 8 Cipriani - Barrichello | 42.121 | 8 Cipriani - Barrichello | 31.815 | 33 | 8 Cipriani - Barrichello | 1:45.121 | 1:45.121 | 33 |
| 34 | 24 Borodin - Webb | 33.129 | 24 Borodin - Webb | 43.935 | 24 Borodin - Webb | 32.452 | 34 | 24 Borodin - Webb | 1:49.516 | 1:58.926 | 34 |



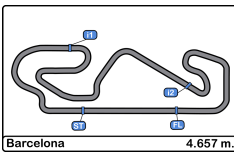


Circuito de Barcelona
International GT Open
Private test 1
Best 5 Lap Times



| Cl | N° Entrant/Team | Nat | Driver 1 | Nat | Driver 2 | Nat | Vehicle | Cat | Cl | Best 1 | | Best 2 | | Best 3 | | Best 4 | | Best 5 | |
|----|-------------------------------|-----|---------------------|-----|-----------------------|-----|------------------------------|-------|----|----------|-----|----------|-----|----------|-----|----------|-----|----------|-----|
| | | | | | | | | | | Time | Lap | Time | Lap | Time | Lap | Time | Lap | Time | Lap |
| 1 | 9 GetSpeed | DEU | Anthony Bartone | USA | Fabian Schiller | DEU | Mercedes AMG GT3 EVO | PRO | 1 | 1:41.197 | 20 | 1:41.806 | 3 | 1:42.443 | 2 | 1:43.559 | 15 | 1:43.662 | 14 |
| 2 | 16 AF Corse | ITA | Marcelo Hahn | BRA | Allam Khodair | BRA | Ferrari 296 GT3 | PROAM | 1 | 1:41.349 | 16 | 1:41.459 | 19 | 1:42.663 | 12 | 1:42.910 | 13 | 1:43.640 | 4 |
| 3 | 15 Car Collection Motorsport | DEU | Gustav Bergström | SWE | Nico Menzel | DEU | Porsche 911 GT3 R (992) | PRO | 2 | 1:41.425 | 12 | 1:42.464 | 11 | 1:42.656 | 6 | 1:42.992 | 3 | 1:43.393 | 2 |
| 4 | 12 Car Collection Motorsport | DEU | Hash | USA | Alex Fontana | CHE | Porsche 911 GT3 R (992) | PROAM | 2 | 1:41.601 | 14 | 1:41.761 | 15 | 1:41.831 | 12 | 1:42.084 | 16 | 1:42.126 | 7 |
| 5 | 33 Greystone GT | GBR | Dean Macdonald | GBR | James Kell | GBR | McLaren 720s GT3 Evo | PRO | 3 | 1:41.643 | 16 | 1:41.865 | 17 | 1:42.836 | 7 | 1:43.332 | 8 | 1:43.459 | 24 |
| 6 | 10 Oregon Team | ITA | Alessio Deledda | ITA | Jordan Pepper | ITA | Lamborghini Huracan GT3 EVO2 | PRO | 4 | 1:41.878 | 11 | 1:42.158 | 10 | 1:44.626 | 7 | 1:44.805 | 4 | 1:45.004 | 3 |
| 7 | 66 Greystone GT | GBR | Stewart Proctor | GBR | Lewis Proctor | GBR | McLaren 720S GT3 | PROAM | 3 | 1:41.950 | 12 | 1:41.985 | 14 | 1:42.582 | 13 | 1:42.733 | 3 | 1:42.761 | 4 |
| 8 | 20 SPS Automotive Performance | DEU | Dominik Baumann | AUT | Mikaeel Pitamber | ZAF | Mercedes AMG GT3 EVO | PRO | 5 | 1:41.973 | 9 | 1:42.560 | 10 | 1:43.587 | 6 | 1:44.577 | 21 | 1:44.599 | 3 |
| 9 | 27 Spirit of Race | CHE | Marco Pulcini | MCO | Eddie Cheever | ITA | Ferrari 296 GT3 | PROAM | 4 | 1:41.984 | 14 | 1:43.187 | 11 | 1:43.579 | 5 | 1:44.115 | 4 | 1:45.325 | 3 |
| 10 | 96 Team Motopark | DEU | Lukas Dunner | AUT | Julian Hanses | DEU | Mercedes AMG GT3 EVO | PRO | 6 | 1:42.181 | 4 | 1:42.370 | 5 | 1:43.339 | 17 | 1:43.922 | 16 | 1:43.933 | 15 |
| 11 | 51 Spirit of Race | CHE | Nicola Marinangeli | ITA | Vincent Abril | FRA | Ferrari 296 GT3 | PRO | 7 | 1:42.248 | 15 | 1:42.411 | 14 | 1:42.735 | 21 | 1:43.193 | 17 | 1:43.691 | 20 |
| 12 | 1 Eastalent Racing | AUT | Simon Reicher | AUT | Christopher Haase | DEU | Audi R8 LMS GT3 Evo II | PRO | 8 | 1:42.407 | 12 | 1:42.509 | 11 | 1:42.884 | 20 | 1:42.890 | 14 | 1:43.364 | 18 |
| 13 | 63 Oregon Team | ITA | Alberto Di Folco | ITA | Leonardo Pulcini | ITA | Lamborghini Huracan GT3 EVO2 | PRO | 9 | 1:42.430 | 13 | 1:43.676 | 3 | 1:43.728 | 19 | 1:43.963 | 17 | 1:44.057 | 16 |
| 14 | 777 Olimp Racing | POL | Marcin Jedlinski | POL | Karol Basz | POL | Audi R8 LMS GT3 Evo II | PROAM | 5 | 1:42.812 | 4 | 1:43.406 | 7 | 1:43.439 | 8 | 1:44.166 | 3 | 1:44.904 | 15 |
| 15 | 6 GetSpeed | DEU | Valentin Pierburg | DEU | Aaron Walker | GBR | Mercedes AMG GT3 EVO | PROAM | 6 | 1:42.896 | 12 | 1:43.217 | 5 | 1:43.390 | 4 | 1:43.615 | 9 | 1:43.719 | 11 |
| 16 | 88 Spirit of Race | CHE | Gino Forgione | CHE | Michele Rugolo | ITA | Ferrari 296 GT3 | PROAM | 7 | 1:43.030 | 22 | 1:44.049 | 21 | 1:44.558 | 17 | 1:47.730 | 14 | 1:47.912 | 7 |
| 17 | 54 CBRX by SPS | DEU | Dexter Müller | CHE | Yannick Mettler | CHE | Mercedes AMG GT3 EVO | PROAM | 8 | 1:43.189 | 9 | 1:43.394 | 10 | 1:43.637 | 14 | 1:43.735 | 8 | 1:47.429 | 11 |
| 18 | 7 Car Collection Motorsport | DEU | Bashar Mardini | CAN | Tijmen van der Helm | IND | Porsche 911 GT3 R (992) | PROAM | 9 | 1:43.193 | 12 | 1:43.247 | 13 | 1:43.645 | 11 | 1:44.129 | 4 | 1:44.194 | 5 |
| 19 | 23 Pellin Racing | ITA | Thor Haugen | USA | Paolo Ruberti | ITA | Ferrari 488 GT3 2020 | PROAM | 10 | 1:43.311 | 20 | 1:43.417 | 19 | 1:43.916 | 21 | 1:44.612 | 5 | 1:45.039 | 2 |
| 20 | 55 AF Corse | ITA | Laurent De Meeus | BEL | Jamie Stanley | GBR | Ferrari 296 GT3 | PROAM | 11 | 1:43.353 | 21 | 1:43.800 | 5 | 1:44.552 | 4 | 1:44.663 | 15 | 1:45.465 | 12 |
| 21 | 14 Good Speed Racing Team | POL | Piotr Wira | POL | Daan Arrow | IND | Mercedes AMG GT3 EVO | PROAM | 12 | 1:43.359 | 4 | 1:43.382 | 5 | 1:43.688 | 3 | 1:44.973 | 2 | 1:49.472 | 6 |
| 22 | 95 Team Motopark | DEU | Morten Strömsted | DNK | Thomas Ikin | GBR | Mercedes AMG GT3 EVO | PROAM | 13 | 1:43.457 | 14 | 1:43.716 | 13 | 1:43.837 | 7 | 1:44.339 | 3 | 1:44.373 | 6 |
| 23 | 75 ISR Racing | CZE | Filip Salaquarda | CZE | Libor Milota | CZE | Audi R8 LMS GT3 Evo II | PROAM | 14 | 1:43.467 | 11 | 1:43.472 | 12 | 1:43.680 | 9 | 1:45.251 | 4 | 1:45.891 | 21 |
| 24 | 786 GetSpeed | DEU | Kiki Sak Nana | THA | Adam Osieka | DEU | Mercedes AMG GT3 EVO | AM | 1 | 1:43.651 | 25 | 1:44.600 | 7 | 1:44.675 | 4 | 1:45.470 | 6 | 1:45.966 | 26 |
| 25 | 17 Team Motopark | DEU | Diego Menchaca | MEX | Marcos Siebert | ARG | Mercedes AMG GT3 EVO | PRO | 10 | 1:43.693 | 9 | 1:46.354 | 2 | 1:52.094 | 3 | 1:52.687 | 5 | 1:54.708 | 7 |
| 26 | 69 Scuderia Villorba Corse | ITA | Michael Blanchemain | FRA | Jim Pla | FRA | Mercedes AMG GT3 EVO | PROAM | 15 | 1:43.769 | 15 | 1:43.844 | 14 | 1:44.461 | 10 | 1:44.501 | 11 | 1:44.951 | 3 |
| 27 | 25 AF Corse | ITA | Alessandro Cozzi | MCO | Giorgio Sernagiotto | ITA | Ferrari 296 GT3 | PROAM | 16 | 1:43.871 | 13 | 1:44.533 | 9 | 1:44.619 | 6 | 1:45.613 | 22 | 1:45.777 | 5 |
| 28 | 19 Oregon Team | ITA | Marzio Moretti | ITA | Artëm Petrov | ISR | Lamborghini Huracan GT3 EVO2 | PRO | 11 | 1:44.130 | 18 | 1:44.140 | 21 | 1:44.283 | 20 | 1:44.719 | 6 | 1:44.876 | 4 |
| 29 | 65 Team Motopark | DEU | Heiko Neumann | DEU | Timo Rumpfkeil | DEU | Mercedes AMG GT3 EVO | AM | 2 | 1:44.353 | 17 | 1:44.463 | 12 | 1:44.492 | 23 | 1:44.639 | 21 | 1:44.835 | 22 |
| 30 | 42 Leipert Motorsport | DEU | Mark Wallenwein | DEU | Maciej Blazek | POL | Lamborghini Huracan GT3 EVO2 | PROAM | 17 | 1:44.732 | 21 | 1:44.844 | 20 | 1:44.915 | 17 | 1:44.972 | 5 | 1:45.243 | 24 |
| 31 | 5 Olimp Racing | POL | Stanislaw Jedlinski | POL | Krystian Korzeniowski | POL | Ferrari 296 GT3 | AM | 3 | 1:44.806 | 12 | 1:45.204 | 11 | 1:45.535 | 10 | 1:46.124 | 5 | 1:46.743 | 3 |
| 32 | 108 Vimana by GetSpeed | DEU | Ameerh Naran | ZWE | Tom Jackson | GBR | Mercedes AMG GT3 EVO | PROAM | 18 | 1:45.078 | 4 | 1:45.326 | 5 | 1:48.462 | 2 | 1:51.453 | 3 | 1:59.476 | 6 |
| 33 | 8 Il Barone Rampante | ITA | Giuseppe Cipriani | ITA | Rubens Barrichello | BRA | Lamborghini Huracan GT3 EVO | AM | 4 | 1:45.121 | 17 | 1:46.191 | 14 | 1:46.636 | 13 | 1:46.895 | 12 | 1:47.190 | 6 |
| 34 | 24 Greystone GT | GBR | Andrey Borodin | MD | Oliver Webb | GBR | McLaren 720s GT3 Evo | PROAM | 19 | 1:58.926 | 2 | 20:53.74 | 3 | | | | | | |



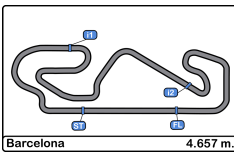


Circuit de Barcelona
International GT Open
Private test 1
Best 5 Top Speeds



| Cl | N° | Entrant/Team | Nat | Driver 1 | Nat | Driver 2 | Nat | Vehicle | Cat | Cl | Top 1 | | Top 2 | | Top 3 | | Top 4 | | Top 5 | | Avg |
|----|-----|----------------------------|-----|---------------------|-----|-----------------------|-----|------------------------------|-------|----|-------|-----|-------|-----|-------|-----|-------|-----|-------|-----|-------|
| | | | | | | | | | | | Km/h | Lap | Km/h | Lap | Km/h | Lap | Km/h | Lap | Km/h | Lap | |
| 1 | 1 | Eastalent Racing | AUT | Simon Reicher | AUT | Christopher Haase | DEU | Audi R8 LMS GT3 Evo II | PRO | 1 | 258.3 | 13 | 255.3 | 11 | 255.3 | 12 | 254.7 | 3 | 254.7 | 4 | 255.6 |
| 2 | 777 | Olimp Racing | POL | Marcin Jedlinski | POL | Karol Basz | POL | Audi R8 LMS GT3 Evo II | PROAM | 1 | 258.3 | 5 | 257.1 | 4 | 256.5 | 23 | 255.9 | 7 | 255.9 | 9 | 256.7 |
| 3 | 5 | Olimp Racing | POL | Stanislaw Jedlinski | POL | Krystian Korzeniowski | POL | Ferrari 296 GT3 | AM | 1 | 257.7 | 4 | 257.7 | 5 | 257.1 | 6 | 256.5 | 2 | 255.9 | 3 | 257.0 |
| 4 | 7 | Car Collection Motorsport | DEU | Bashar Mardini | CAN | Tijmen van der Helm | NLD | Porsche 911 GT3 R (992) | PROAM | 2 | 257.1 | 5 | 256.5 | 13 | 255.3 | 3 | 255.3 | 11 | 254.7 | 4 | 255.8 |
| 5 | 16 | AF Corse | ITA | Marcelo Hahn | BRA | Allam Khodair | BRA | Ferrari 296 GT3 | PROAM | 3 | 257.1 | 17 | 256.5 | 13 | 256.5 | 20 | 255.9 | 6 | 255.9 | 9 | 256.4 |
| 6 | 33 | Greystone GT | GBR | Dean Macdonald | GBR | James Kell | GBR | McLaren 720s GT3 Evo | PRO | 2 | 257.1 | 11 | 257.1 | 18 | 256.5 | 12 | 256.5 | 14 | 256.5 | 16 | 256.7 |
| 7 | 88 | Spirit of Race | CHE | Gino Forgione | CHE | Michele Rugolo | ITA | Ferrari 296 GT3 | PROAM | 4 | 257.1 | 18 | 257.1 | 23 | 255.9 | 12 | 255.3 | 13 | 255.3 | 19 | 256.1 |
| 8 | 51 | Spirit of Race | CHE | Nicola Marinangeli | ITA | Vincent Abril | ITA | Ferrari 296 GT3 | PRO | 3 | 256.5 | 22 | 254.7 | 11 | 254.7 | 12 | 254.7 | 15 | 254.1 | 20 | 254.9 |
| 9 | 55 | AF Corse | ITA | Laurent De Meeus | BEL | Jamie Stanley | GBR | Ferrari 296 GT3 | PROAM | 5 | 256.5 | 3 | 256.5 | 10 | 256.5 | 16 | 256.5 | 24 | 255.3 | 4 | 256.2 |
| 10 | 75 | ISR Racing | CZE | Filip Salaquarda | CZE | Libor Milota | CZE | Audi R8 LMS GT3 Evo II | PROAM | 6 | 256.5 | 5 | 254.7 | 3 | 254.7 | 4 | 253.5 | 10 | 253.5 | 12 | 254.6 |
| 11 | 12 | Car Collection Motorsport | DEU | Hash | USA | Alex Fontana | CHE | Porsche 911 GT3 R (992) | PROAM | 7 | 255.9 | 5 | 255.9 | 6 | 255.3 | 7 | 255.3 | 17 | 255.3 | 18 | 255.5 |
| 12 | 66 | Greystone GT | GBR | Stewart Proctor | GBR | Lewis Proctor | GBR | McLaren 720S GT3 | PROAM | 8 | 255.9 | 15 | 255.3 | 13 | 254.7 | 14 | 253.5 | 12 | 252.9 | 5 | 254.4 |
| 13 | 6 | GetSpeed | DEU | Valentin Pierburg | DEU | Aaron Walker | GBR | Mercedes AMG GT3 EVO | PROAM | 9 | 255.3 | 3 | 254.7 | 6 | 254.7 | 10 | 254.7 | 12 | 254.7 | 13 | 254.8 |
| 14 | 8 | Il Barone Rampante | ITA | Giuseppe Cipriani | BRA | Rubens Barrichello | BRA | Lamborghini Huracan GT3 EVO | AM | 2 | 255.3 | 17 | 255.3 | 18 | 254.7 | 15 | 254.1 | 13 | 253.5 | 14 | 254.5 |
| 15 | 20 | SPS Automotive Performance | DEU | Dominik Baumann | AUT | Mikaeel Pitamber | ZAF | Mercedes AMG GT3 EVO | PRO | 4 | 255.3 | 11 | 254.1 | 10 | 253.5 | 4 | 252.9 | 9 | 252.9 | 22 | 253.7 |
| 16 | 23 | Pellin Racing | ITA | Thor Haugen | USA | Paolo Ruberti | ITA | Ferrari 488 GT3 2020 | PROAM | 10 | 255.3 | 4 | 254.1 | 3 | 254.1 | 5 | 253.5 | 2 | 252.9 | 6 | 254.0 |
| 17 | 25 | AF Corse | ITA | Alessandro Cozzi | MEX | Giorgio Sernagiotto | ITA | Ferrari 296 GT3 | PROAM | 11 | 255.3 | 12 | 255.3 | 14 | 254.7 | 6 | 254.7 | 7 | 254.7 | 10 | 254.9 |
| 18 | 27 | Spirit of Race | CHE | Marco Pulcini | MEX | Eddie Cheever | ITA | Ferrari 296 GT3 | PROAM | 12 | 255.3 | 10 | 254.7 | 6 | 254.7 | 11 | 254.1 | 4 | 254.1 | 5 | 254.5 |
| 19 | 95 | Team Motopark | DEU | Morten Strömsted | DNK | Thomas Ikin | GBR | Mercedes AMG GT3 EVO | PROAM | 13 | 255.3 | 5 | 255.3 | 6 | 254.7 | 12 | 254.1 | 13 | 253.5 | 4 | 254.5 |
| 20 | 10 | Oregon Team | ITA | Alessio Deledda | ITA | Jordan Pepper | ZAF | Lamborghini Huracan GT3 EVO2 | PRO | 5 | 254.7 | 11 | 254.7 | 12 | 254.1 | 4 | 253.5 | 3 | 253.5 | 10 | 254.1 |
| 21 | 54 | CBRX by SPS | DEU | Dexter Müller | CHE | Yannick Mettler | CHE | Mercedes AMG GT3 EVO | PROAM | 14 | 254.7 | 11 | 254.1 | 12 | 253.5 | 9 | 253.5 | 10 | 252.9 | 15 | 253.7 |
| 22 | 96 | Team Motopark | DEU | Lukas Dunner | AUT | Julian Hanses | DEU | Mercedes AMG GT3 EVO | PRO | 6 | 254.7 | 5 | 254.1 | 11 | 254.1 | 22 | 253.5 | 12 | 252.9 | 2 | 253.8 |
| 23 | 9 | GetSpeed | DEU | Anthony Bartone | USA | Fabian Schiller | DEU | Mercedes AMG GT3 EVO | PRO | 7 | 254.1 | 2 | 254.1 | 21 | 253.5 | 4 | 252.9 | 14 | 252.3 | 8 | 253.4 |
| 24 | 15 | Car Collection Motorsport | DEU | Gustav Bergström | SWE | Nico Menzel | DEU | Porsche 911 GT3 R (992) | PRO | 8 | 254.1 | 3 | 254.1 | 17 | 254.1 | 22 | 254.1 | 23 | 253.5 | 11 | 253.9 |
| 25 | 63 | Oregon Team | ITA | Alberto Di Folco | ITA | Leonardo Pulcini | ITA | Lamborghini Huracan GT3 EVO2 | PRO | 9 | 254.1 | 17 | 253.5 | 10 | 252.9 | 4 | 252.9 | 11 | 252.9 | 20 | 253.2 |
| 26 | 65 | Team Motopark | DEU | Heiko Neumann | DEU | Timo Rumpfkeil | DEU | Mercedes AMG GT3 EVO | AM | 3 | 254.1 | 24 | 253.5 | 15 | 252.9 | 12 | 252.9 | 13 | 252.9 | 22 | 253.2 |
| 27 | 69 | Scuderia Villorba Corse | ITA | Michael Blanchemain | FRA | Jim Pla | FRA | Mercedes AMG GT3 EVO | PROAM | 15 | 254.1 | 4 | 253.5 | 10 | 252.9 | 11 | 252.3 | 9 | 251.7 | 3 | 252.9 |
| 28 | 14 | Good Speed Racing Team | POL | Piotr Wira | POL | Daan Arrow | NLD | Mercedes AMG GT3 EVO | PROAM | 16 | 252.9 | 4 | 252.3 | 5 | 252.3 | 6 | 251.7 | 3 | 250.0 | 2 | 251.8 |
| 29 | 17 | Team Motopark | DEU | Diego Menchaca | MEX | Marcos Siebert | ARG | Mercedes AMG GT3 EVO | PRO | 10 | 252.9 | 9 | 252.3 | 10 | 251.1 | 3 | 251.1 | 5 | 251.1 | 7 | 251.7 |
| 30 | 786 | GetSpeed | DEU | Kiki Sak Nana | ITA | Adam Osieka | DEU | Mercedes AMG GT3 EVO | AM | 4 | 252.9 | 25 | 252.3 | 13 | 252.3 | 19 | 252.3 | 21 | 251.7 | 12 | 252.3 |
| 31 | 42 | Leipert Motorsport | DEU | Mark Wallenwein | ITA | Maciej Blazek | POL | Lamborghini Huracan GT3 EVO2 | PROAM | 17 | 251.7 | 4 | 251.7 | 5 | 251.7 | 14 | 251.7 | 25 | 251.1 | 7 | 251.6 |
| 32 | 19 | Oregon Team | ITA | Marzio Moretti | ITA | Artëm Petrov | ISR | Lamborghini Huracan GT3 EVO2 | PRO | 11 | 251.1 | 2 | 250.5 | 5 | 250.5 | 11 | 250.0 | 4 | 250.0 | 6 | 250.4 |
| 33 | 108 | Vimana by GetSpeed | DEU | Ameerh Naran | ZWE | Tom Jackson | GBR | Mercedes AMG GT3 EVO | PROAM | 18 | 251.1 | 4 | 251.1 | 5 | 250.5 | 6 | 250.0 | 3 | 247.1 | 2 | 250.0 |
| 34 | 24 | Greystone GT | GBR | Andrey Borodin | NLD | Oliver Webb | GBR | McLaren 720s GT3 Evo | PROAM | 19 | 247.7 | 2 | 177.3 | 3 | 150.8 | 1 | | | | | 191.9 |





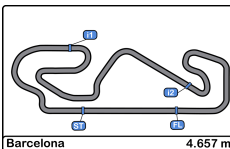
Circuito de Barcelona
International GT Open
Private test 1



Fastest Laps Sequence

| Lap | Time of Day | Session Time | Nº Entrant/Team | Nat | Driver 1 | Nat | Driver 2 | Nat | Vehicle | Cat | Time | Km/h |
|-----|--------------|--------------|------------------------------|-----|------------------|-----|-----------------|-----|-------------------------|-------|-----------------|-------|
| 2 | 11:18:36.461 | 3:36.461 | 12 Car Collection Motorsport | DEU | Hash | USA | Alex Fontana | CHE | Porsche 911 GT3 R (992) | PROAM | 1:42.912 | 162.9 |
| 2 | 11:19:39.883 | 4:39.883 | 9 GetSpeed | DEU | Anthony Bartone | USA | Fabian Schiller | DEU | Mercedes AMG GT3 EVO | PRO | 1:42.443 | 163.6 |
| 3 | 11:20:18.635 | 5:18.635 | 12 Car Collection Motorsport | DEU | Hash | USA | Alex Fontana | CHE | Porsche 911 GT3 R (992) | PROAM | 1:42.174 | 164.0 |
| 3 | 11:21:21.689 | 6:21.689 | 9 GetSpeed | DEU | Anthony Bartone | USA | Fabian Schiller | DEU | Mercedes AMG GT3 EVO | PRO | 1:41.806 | 164.6 |
| 14 | 11:44:23.401 | 29:23.401 | 12 Car Collection Motorsport | DEU | Hash | USA | Alex Fontana | CHE | Porsche 911 GT3 R (992) | PROAM | 1:41.601 | 165.0 |
| 12 | 11:46:16.154 | 31:16.154 | 15 Car Collection Motorsport | DEU | Gustav Bergström | SWE | Nico Menzel | DEU | Porsche 911 GT3 R (992) | PRO | 1:41.425 | 165.2 |
| 16 | 11:55:52.672 | 40:52.672 | 16 AF Corse | ITA | Marcelo Hahn | BRA | Allam Khodair | BRA | Ferrari 296 GT3 | PROAM | 1:41.349 | 165.4 |
| 20 | 12:00:20.441 | 45:20.441 | 9 GetSpeed | DEU | Anthony Bartone | USA | Fabian Schiller | DEU | Mercedes AMG GT3 EVO | PRO | 1:41.197 | 165.6 |





Circuito de Barcelona

International GT Open

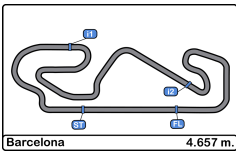
Private test 1

Event Best Maximum Speed



| Nº | Entrant/Team | Nat | Driver 1 | Nat | Driver 2 | Nat | Vehicle | Cat | Km/h | Session |
|-----|----------------------------|-----|---------------------|-----|-----------------------|-----|------------------------------|-------|-------|----------------|
| 777 | Olimp Racing | POL | Marcin Jedlinski | POL | Karol Basz | POL | Audi R8 LMS GT3 Evo II | PROAM | 258.3 | Private test 1 |
| 1 | Eastalent Racing | AUT | Simon Reicher | AUT | Christopher Haase | DEU | Audi R8 LMS GT3 Evo II | PRO | 258.3 | Private test 1 |
| 5 | Olimp Racing | POL | Stanislaw Jedlinski | POL | Krystian Korzeniowski | POL | Ferrari 296 GT3 | AM | 257.7 | Private test 1 |
| 7 | Car Collection Motorsport | DEU | Bashar Mardini | CAN | Tijmen van der Helm | NLD | Porsche 911 GT3 R (992) | PROAM | 257.1 | Private test 1 |
| 33 | Greystone GT | GBR | Dean Macdonald | GBR | James Kell | GBR | McLaren 720s GT3 Evo | PRO | 257.1 | Private test 1 |
| 16 | AF Corse | ITA | Marcelo Hahn | BRA | Allam Khodair | BRA | Ferrari 296 GT3 | PROAM | 257.1 | Private test 1 |
| 88 | Spirit of Race | CHE | Gino Forgione | CHE | Michele Rugolo | ITA | Ferrari 296 GT3 | PROAM | 257.1 | Private test 1 |
| 75 | ISR Racing | CZE | Filip Salaquarda | CZE | Libor Milota | CZE | Audi R8 LMS GT3 Evo II | PROAM | 256.5 | Private test 1 |
| 51 | Spirit of Race | CHE | Nicola Marinangeli | ITA | Vincent Abril | FRA | Ferrari 296 GT3 | PRO | 256.5 | Private test 1 |
| 55 | AF Corse | ITA | Laurent De Meeus | BEL | Jamie Stanley | GBR | Ferrari 296 GT3 | PROAM | 256.5 | Private test 1 |
| 12 | Car Collection Motorsport | DEU | Hash | USA | Alex Fontana | CHE | Porsche 911 GT3 R (992) | PROAM | 255.9 | Private test 1 |
| 66 | Greystone GT | GBR | Stewart Proctor | USA | Lewis Proctor | GBR | McLaren 720S GT3 | PROAM | 255.9 | Private test 1 |
| 23 | Pellin Racing | ITA | Thor Haugen | USA | Paolo Ruberti | ITA | Ferrari 488 GT3 2020 | PROAM | 255.3 | Private test 1 |
| 6 | GetSpeed | DEU | Valentin Pierburg | DEU | Aaron Walker | GBR | Mercedes AMG GT3 EVO | PROAM | 255.3 | Private test 1 |
| 95 | Team Motopark | DEU | Morten Strömsted | DNK | Thomas Ikin | GBR | Mercedes AMG GT3 EVO | PROAM | 255.3 | Private test 1 |
| 27 | Spirit of Race | CHE | Marco Pulcini | MCO | Eddie Cheever | ITA | Ferrari 296 GT3 | PROAM | 255.3 | Private test 1 |
| 20 | SPS Automotive Performance | DEU | Dominik Baumann | AUT | Mikael Pitamber | ZAF | Mercedes AMG GT3 EVO | PRO | 255.3 | Private test 1 |
| 25 | AF Corse | ITA | Alessandro Cozzi | MCO | Giorgio Sernagiotto | ITA | Ferrari 296 GT3 | PROAM | 255.3 | Private test 1 |
| 8 | Il Barone Rampante | ITA | Giuseppe Cipriani | ITA | Rubens Barrichello | BRA | Lamborghini Huracan GT3 EVO | AM | 255.3 | Private test 1 |
| 96 | Team Motopark | DEU | Lukas Dunner | AUT | Julian Hanses | DEU | Mercedes AMG GT3 EVO | PRO | 254.7 | Private test 1 |
| 10 | Oregon Team | ITA | Alessio Deledda | ITA | Jordan Pepper | ZAF | Lamborghini Huracan GT3 EVO2 | PRO | 254.7 | Private test 1 |
| 54 | CBRX by SPS | DEU | Dexter Müller | CHE | Yannick Mettler | CHE | Mercedes AMG GT3 EVO | PROAM | 254.7 | Private test 1 |
| 9 | GetSpeed | DEU | Anthony Bartone | USA | Fabian Schiller | DEU | Mercedes AMG GT3 EVO | PRO | 254.1 | Private test 1 |
| 69 | Scuderia Villorba Corse | ITA | Michael Blanchemain | FRA | Jim Pla | FRA | Mercedes AMG GT3 EVO | PROAM | 254.1 | Private test 1 |
| 15 | Car Collection Motorsport | DEU | Gustav Bergström | SWE | Nico Menzel | DEU | Porsche 911 GT3 R (992) | PRO | 254.1 | Private test 1 |
| 63 | Oregon Team | ITA | Alberto Di Folco | ITA | Leonardo Pulcini | ITA | Lamborghini Huracan GT3 EVO2 | PRO | 254.1 | Private test 1 |
| 65 | Team Motopark | DEU | Heiko Neumann | DEU | Timo Rumpfkeil | DEU | Mercedes AMG GT3 EVO | AM | 254.1 | Private test 1 |
| 14 | Good Speed Racing Team | POL | Piotr Wira | POL | Daan Arrow | NLD | Mercedes AMG GT3 EVO | PROAM | 252.9 | Private test 1 |
| 786 | GetSpeed | DEU | Kiki Sak Nana | THA | Adam Osieka | DEU | Mercedes AMG GT3 EVO | AM | 252.9 | Private test 1 |
| 17 | Team Motopark | DEU | Diego Menchaca | MEX | Marcos Siebert | ARG | Mercedes AMG GT3 EVO | PRO | 252.9 | Private test 1 |
| 42 | Leipert Motorsport | DEU | Mark Wallenwein | DEU | Maciej Blazek | POL | Lamborghini Huracan GT3 EVO2 | PROAM | 251.7 | Private test 1 |
| 19 | Oregon Team | ITA | Marzio Moretti | ITA | Artëm Petrov | ISR | Lamborghini Huracan GT3 EVO2 | PRO | 251.1 | Private test 1 |
| 108 | Vimana by GetSpeed | DEU | Ameerh Naran | ZWE | Tom Jackson | GBR | Mercedes AMG GT3 EVO | PROAM | 251.1 | Private test 1 |
| 24 | Greystone GT | GBR | Andrey Borodin | ND | Oliver Webb | GBR | McLaren 720s GT3 Evo | PROAM | 247.7 | Private test 1 |





**Circuit de Barcelona
International GT Open
Private test 1
Pit Stop Analysis**



1 Simon Reicher Audi R8 LMS GT3 Evo II
PRO Christopher Haase Eastalent Racing

| Nº | In Day Time | In Time | Out Time | Pit Time | T. Pit Time | Handicap | Diff. |
|----|--------------|--------------|--------------|----------|-------------|----------|-------|
| 1 | 11:27:23.536 | 11:27:23.536 | 11:30:49.878 | 3:26.342 | 3:26.342 | | |
| 2 | 11:35:10.551 | 11:35:10.551 | 11:37:59.422 | 2:48.871 | 6:15.213 | | |
| 3 | 11:48:23.070 | 11:48:23.070 | 11:51:40.996 | 3:17.926 | 9:33.139 | | |
| 4 | 12:02:15.006 | 12:02:15.006 | 12:10:21.690 | 8:06.684 | 17:39.823 | | |

5 Stanislaw Jedlinski Ferrari 296 GT3
AM Krystian Korzeniowski Olimp Racing

| Nº | In Day Time | In Time | Out Time | Pit Time | T. Pit Time | Handicap | Diff. |
|----|--------------|--------------|--------------|----------|-------------|----------|-------|
| 1 | 11:26:16.125 | 11:26:16.125 | 11:30:29.678 | 4:13.553 | 4:13.553 | | |
| 2 | 11:34:07.897 | 11:34:07.897 | 11:42:46.439 | 8:38.542 | 12:52.095 | | |
| 3 | 11:51:36.568 | 11:51:36.568 | 11:53:43.031 | 2:06.463 | 14:58.558 | | |

6 Valentin Pierburg Mercedes AMG GT3 EVO
PROAM Aaron Walker GetSpeed

| Nº | In Day Time | In Time | Out Time | Pit Time | T. Pit Time | Handicap | Diff. |
|----|--------------|--------------|--------------|----------|-------------|----------|-------|
| 1 | 11:28:04.669 | 11:28:04.669 | 11:33:17.891 | 5:13.222 | 5:13.222 | | |
| 2 | 11:36:15.767 | 11:36:15.767 | 11:38:01.429 | 1:45.662 | 6:58.884 | | |
| 3 | 11:48:36.041 | 11:48:36.041 | 11:50:16.833 | 1:40.792 | 8:39.676 | | |
| 4 | 12:01:10.379 | 12:01:10.379 | 12:04:44.958 | 3:34.579 | 12:14.255 | | |

7 Bashar Mardini Porsche 911 GT3 R (992)
PROAM Tijmen van der Helm Car Collection Motorsport

| Nº | In Day Time | In Time | Out Time | Pit Time | T. Pit Time | Handicap | Diff. |
|----|--------------|--------------|--------------|----------|-------------|----------|-------|
| 1 | 11:29:26.850 | 11:29:26.850 | 11:32:32.364 | 3:05.514 | 3:05.514 | | |
| 2 | 11:34:41.410 | 11:34:41.410 | 11:38:21.128 | 3:39.718 | 6:45.232 | | |
| 3 | 11:48:55.983 | 11:48:55.983 | 11:50:13.347 | 1:17.364 | 8:02.596 | | |
| 4 | 12:02:43.458 | 12:02:43.458 | 12:06:05.606 | 3:22.148 | 11:24.744 | | |

8 Giuseppe Cipriani Lamborghini Huracan GT3 EVO
AM Rubens Barrichello Il Barone Rampante

| Nº | In Day Time | In Time | Out Time | Pit Time | T. Pit Time | Handicap | Diff. |
|----|--------------|--------------|--------------|-----------|-------------|----------|-------|
| 1 | 11:22:51.480 | 11:22:51.480 | 11:27:10.728 | 4:19.248 | 4:19.248 | | |
| 2 | 11:36:40.615 | 11:36:40.615 | 11:47:00.687 | 10:20.072 | 14:39.320 | | |
| 3 | 11:59:54.119 | 11:59:54.119 | 12:04:48.734 | 4:54.615 | 19:33.935 | | |

9 Anthony Bartone Mercedes AMG GT3 EVO
PRO Fabian Schiller GetSpeed

| Nº | In Day Time | In Time | Out Time | Pit Time | T. Pit Time | Handicap | Diff. |
|----|--------------|--------------|--------------|----------|-------------|----------|-------|
| 1 | 11:23:05.161 | 11:23:05.161 | 11:25:47.194 | 2:42.033 | 2:42.033 | | |
| 2 | 11:35:19.643 | 11:35:19.643 | 11:37:28.463 | 2:08.820 | 4:50.853 | | |
| 3 | 11:53:14.759 | 11:53:14.759 | 11:56:46.477 | 3:31.718 | 8:22.571 | | |
| 4 | 12:03:51.990 | 12:03:51.990 | 12:06:21.892 | 2:29.902 | 10:52.473 | | |

10 Alessio Deledda Lamborghini Huracan GT3 EVO2
PRO Jordan Pepper Oregon Team

| Nº | In Day Time | In Time | Out Time | Pit Time | T. Pit Time | Handicap | Diff. |
|----|--------------|--------------|--------------|----------|-------------|----------|-------|
| 1 | 11:26:04.372 | 11:26:04.372 | 11:29:51.107 | 3:46.735 | 3:46.735 | | |
| 2 | 11:36:17.119 | 11:36:17.119 | 11:38:58.947 | 2:41.828 | 6:28.563 | | |
| 3 | 11:45:55.953 | 11:45:55.953 | 11:50:48.309 | 4:52.356 | 11:20.919 | | |
| 4 | 12:01:30.219 | 12:01:30.219 | 12:05:17.549 | 3:47.330 | 15:08.249 | | |

12 Hash Porsche 911 GT3 R (992)
PROAM Alex Fontana Car Collection Motorsport

| Nº | In Day Time | In Time | Out Time | Pit Time | T. Pit Time | Handicap | Diff. |
|----|--------------|--------------|--------------|----------|-------------|----------|-------|
| 1 | 11:29:03.824 | 11:29:03.824 | 11:31:44.450 | 2:40.626 | 2:40.626 | | |
| 2 | 11:36:28.618 | 11:36:28.618 | 11:37:24.033 | 55.415 | 3:36.041 | | |
| 3 | 11:51:18.889 | 11:51:18.889 | 11:53:38.942 | 2:20.053 | 5:56.094 | | |

14 Piotr Wira Mercedes AMG GT3 EVO
PROAM Daan Arrow Good Speed Racing Team

| Nº | In Day Time | In Time | Out Time | Pit Time | T. Pit Time | Handicap | Diff. |
|----|--------------|--------------|--------------|----------|-------------|----------|-------|
| 1 | 11:26:38.237 | 11:26:38.237 | 11:30:56.944 | 4:18.707 | 4:18.707 | | |

15 Gustav Bergström Porsche 911 GT3 R (992)
PRO Nico Menzel Car Collection Motorsport

| Nº | In Day Time | In Time | Out Time | Pit Time | T. Pit Time | Handicap | Diff. |
|----|--------------|--------------|--------------|----------|-------------|----------|-------|
| 1 | 11:23:27.451 | 11:23:27.451 | 11:24:50.025 | 1:22.574 | 1:22.574 | | |
| 2 | 11:33:29.370 | 11:33:29.370 | 11:41:04.965 | 7:35.595 | 8:58.169 | | |
| 3 | 11:47:59.422 | 11:47:59.422 | 11:49:18.869 | 1:19.447 | 10:17.616 | | |
| 4 | 11:59:48.207 | 11:59:48.207 | 12:01:34.500 | 1:46.293 | 12:03.909 | | |

16 Marcelo Hahn Ferrari 296 GT3
PROAM Allam Khodair AF Corse

| Nº | In Day Time | In Time | Out Time | Pit Time | T. Pit Time | Handicap | Diff. |
|----|--------------|--------------|--------------|----------|-------------|----------|-------|
| 1 | 11:30:08.744 | 11:30:08.744 | 11:32:51.964 | 2:43.220 | 2:43.220 | | |
| 2 | 11:35:18.143 | 11:35:18.143 | 11:37:57.272 | 2:39.129 | 5:22.349 | | |
| 3 | 11:50:35.282 | 11:50:35.282 | 11:52:27.128 | 1:51.846 | 7:14.195 | | |
| 4 | 12:02:56.095 | 12:02:56.095 | 12:06:24.789 | 3:28.694 | 10:42.889 | | |

17 Diego Menchaca Mercedes AMG GT3 EVO
PRO Marcos Siebert Team Motopark

| Nº | In Day Time | In Time | Out Time | Pit Time | T. Pit Time | Handicap | Diff. |
|----|--------------|--------------|--------------|-----------|-------------|----------|-------|
| 1 | 11:21:40.379 | 11:21:40.379 | 11:39:27.312 | 17:46.933 | 17:46.933 | | |
| 2 | 11:43:01.880 | 11:43:01.880 | 12:01:26.222 | 18:24.342 | 36:11.275 | | |
| 3 | 12:05:06.042 | 12:05:06.042 | 12:06:41.931 | 1:35.889 | 37:47.164 | | |

19 Marzio Moretti Lamborghini Huracan GT3 EVO2
PRO Artëm Petrov Oregon Team

| Nº | In Day Time | In Time | Out Time | Pit Time | T. Pit Time | Handicap | Diff. |
|----|--------------|--------------|--------------|----------|-------------|----------|-------|
| 1 | 11:19:24.322 | 11:19:24.322 | 11:22:32.521 | 3:08.199 | 3:08.199 | | |
| 2 | 11:33:07.756 | 11:33:07.756 | 11:38:27.081 | 5:19.325 | 8:27.524 | | |
| 3 | 11:43:46.806 | 11:43:46.806 | 11:45:47.145 | 2:00.339 | 10:27.863 | | |
| 4 | 11:54:41.596 | 11:54:41.596 | 11:56:22.593 | 1:40.997 | 12:08.860 | | |
| 5 | 12:07:08.662 | 12:07:08.662 | 12:08:30.497 | 1:21.835 | 13:30.695 | | |

20 Dominik Baumann Mercedes AMG GT3 EVO
PRO Mikael Pitamber SPS Automotive Performance

| Nº | In Day Time | In Time | Out Time | Pit Time | T. Pit Time | Handicap | Diff. |
|----|--------------|--------------|--------------|----------|-------------|----------|-------|
| 1 | 11:22:58.369 | 11:22:58.369 | 11:28:22.625 | 5:24.256 | 5:24.256 | | |
| 2 | 11:33:42.395 | 11:33:42.395 | 11:38:57.621 | 5:15.226 | 10:39.482 | | |
| 3 | 11:45:54.957 | 11:45:54.957 | 11:49:21.199 | 3:26.242 | 14:05.724 | | |
| 4 | 12:01:41.366 | 12:01:41.366 | 12:05:34.388 | 3:53.022 | 17:58.746 | | |

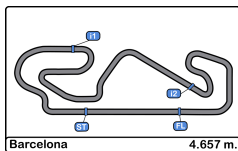
23 Thor Haugen Ferrari 488 GT3 2020
PROAM Paolo Ruberti Pellin Racing

| Nº | In Day Time | In Time | Out Time | Pit Time | T. Pit Time | Handicap | Diff. |
|----|--------------|--------------|--------------|-----------|-------------|----------|-------|
| 1 | 11:26:02.662 | 11:26:02.662 | 11:37:41.427 | 11:38.765 | 11:38.765 | | |
| 2 | 11:49:06.469 | 11:49:06.469 | 11:51:33.962 | 2:27.493 | 14:06.258 | | |
| 3 | 12:00:49.756 | 12:00:49.756 | 12:04:10.581 | 3:20.825 | 17:27.083 | | |

24 Andrey Borodin McLaren 720s GT3 Evo
PROAM Oliver Webb Greystone GT

| Nº | In Day Time | In Time | Out Time | Pit Time | T. Pit Time | Handicap | Diff. |
|----|--------------|--------------|--------------|-----------|-------------|----------|-------|
| 1 | 11:32:40.410 | 11:32:40.410 | 11:51:38.812 | 18:58.402 | 18:58.402 | | |





**Circuit de Barcelona
International GT Open
Private test 1
Pit Stop Analysis**



25 Alessandro Cozzi Ferrari 296 GT3
PROAM Giorgio Sernagiotto AF Corse

| Nº | In Day Time | In Time | Out Time | Pit Time | T. Pit Time | Handicap | Diff. |
|----|--------------|--------------|--------------|----------|-------------|----------|-------|
| 1 | 11:18:16.446 | 11:18:16.446 | 11:21:32.158 | 3:15.712 | 3:15.712 | | |
| 2 | 11:32:28.055 | 11:32:28.055 | 11:37:25.638 | 4:57.583 | 8:13.295 | | |
| 3 | 11:50:06.663 | 11:50:06.663 | 11:54:48.211 | 4:41.548 | 12:54.843 | | |
| 4 | 12:02:08.114 | 12:02:08.114 | 12:03:45.339 | 1:37.225 | 14:32.068 | | |

27 Marco Pulcini Ferrari 296 GT3
PROAM Eddie Cheever Spirit of Race

| Nº | In Day Time | In Time | Out Time | Pit Time | T. Pit Time | Handicap | Diff. |
|----|--------------|--------------|--------------|----------|-------------|----------|-------|
| 1 | 11:18:28.043 | 11:18:28.043 | 11:21:27.802 | 2:59.759 | 2:59.759 | | |
| 2 | 11:30:14.297 | 11:30:14.297 | 11:31:39.303 | 1:25.006 | 4:24.765 | | |
| 3 | 11:36:19.023 | 11:36:19.023 | 11:39:48.306 | 3:29.283 | 7:54.048 | | |
| 4 | 11:46:47.409 | 11:46:47.409 | 11:48:15.297 | 1:27.888 | 9:21.936 | | |
| 5 | 11:53:35.317 | 11:53:35.317 | 11:56:36.566 | 3:01.249 | 12:23.185 | | |

33 Dean Macdonald McLaren 720s GT3 Evo
PRO James Kell Greystone GT

| Nº | In Day Time | In Time | Out Time | Pit Time | T. Pit Time | Handicap | Diff. |
|----|--------------|--------------|--------------|----------|-------------|----------|-------|
| 1 | 11:23:34.162 | 11:23:34.162 | 11:25:48.251 | 2:14.089 | 2:14.089 | | |
| 2 | 11:35:12.488 | 11:35:12.488 | 11:38:11.785 | 2:59.297 | 5:13.386 | | |
| 3 | 11:46:56.345 | 11:46:56.345 | 11:48:31.579 | 1:35.234 | 6:48.620 | | |
| 4 | 11:55:26.874 | 11:55:26.874 | 11:57:04.657 | 1:37.783 | 8:26.403 | | |

42 Mark Wallenwein Lamborghini Huracan GT3 EVO2
PROAM Maciej Blazek Leipert Motorsport

| Nº | In Day Time | In Time | Out Time | Pit Time | T. Pit Time | Handicap | Diff. |
|----|--------------|--------------|--------------|----------|-------------|----------|-------|
| 1 | 11:28:03.073 | 11:28:03.073 | 11:29:55.325 | 1:52.252 | 1:52.252 | | |
| 2 | 11:36:35.692 | 11:36:35.692 | 11:37:55.121 | 1:19.429 | 3:11.681 | | |
| 3 | 11:47:06.642 | 11:47:06.642 | 11:48:04.527 | 57.885 | 4:09.566 | | |
| 4 | 12:00:29.526 | 12:00:29.526 | 12:03:25.217 | 2:55.691 | 7:05.257 | | |

51 Nicola Marinangeli Ferrari 296 GT3
PRO Vincent Abril Spirit of Race

| Nº | In Day Time | In Time | Out Time | Pit Time | T. Pit Time | Handicap | Diff. |
|----|--------------|--------------|--------------|----------|-------------|----------|-------|
| 1 | 11:18:22.573 | 11:18:22.573 | 11:20:22.362 | 1:59.789 | 1:59.789 | | |
| 2 | 11:29:42.246 | 11:29:42.246 | 11:32:16.223 | 2:33.977 | 4:33.766 | | |
| 3 | 11:34:13.344 | 11:34:13.344 | 11:37:38.419 | 3:25.075 | 7:58.841 | | |
| 4 | 11:46:23.993 | 11:46:23.993 | 11:48:37.520 | 2:13.527 | 10:12.368 | | |
| 5 | 11:59:11.594 | 11:59:11.594 | 12:01:23.812 | 2:12.218 | 12:24.586 | | |
| 6 | 12:08:21.844 | 12:08:21.844 | 12:10:08.350 | 1:46.506 | 14:11.092 | | |

54 Dexter Müller Mercedes AMG GT3 EVO
PROAM Yannick Mettler CBRX by SPS

| Nº | In Day Time | In Time | Out Time | Pit Time | T. Pit Time | Handicap | Diff. |
|----|--------------|--------------|--------------|----------|-------------|----------|-------|
| 1 | 11:25:16.760 | 11:25:16.760 | 11:25:39.832 | 23.072 | 23.072 | | |
| 2 | 11:27:35.847 | 11:27:35.847 | 11:31:51.360 | 4:15.513 | 4:38.585 | | |
| 3 | 11:33:45.887 | 11:33:45.887 | 11:38:37.782 | 4:51.895 | 9:30.480 | | |
| 4 | 11:49:09.981 | 11:49:09.981 | 11:51:52.192 | 2:42.211 | 12:12.691 | | |
| 5 | 11:57:06.944 | 11:57:06.944 | 11:59:15.987 | 2:09.043 | 14:21.734 | | |

55 Laurent De Meeus Ferrari 296 GT3
PROAM Jamie Stanley AF Corse

| Nº | In Day Time | In Time | Out Time | Pit Time | T. Pit Time | Handicap | Diff. |
|----|--------------|--------------|--------------|----------|-------------|----------|-------|
| 1 | 11:17:38.160 | 11:17:38.160 | 11:19:03.739 | 1:25.579 | 1:25.579 | | |
| 2 | 11:29:52.145 | 11:29:52.145 | 11:37:06.254 | 7:14.109 | 8:39.688 | | |
| 3 | 11:43:00.382 | 11:43:00.382 | 11:45:43.959 | 2:43.577 | 11:23.265 | | |
| 4 | 12:01:52.947 | 12:01:52.947 | 12:03:51.494 | 1:58.547 | 13:21.812 | | |

63 Alberto Di Folco Lamborghini Huracan GT3 EVO2
PRO Leonardo Pulcini Oregon Team

| Nº | In Day Time | In Time | Out Time | Pit Time | T. Pit Time | Handicap | Diff. |
|----|--------------|--------------|--------------|----------|-------------|----------|-------|
| 1 | 11:24:03.470 | 11:24:03.470 | 11:29:41.548 | 5:38.078 | 5:38.078 | | |
| 2 | 11:36:13.066 | 11:36:13.066 | 11:37:45.139 | 1:32.073 | 7:10.151 | | |
| 3 | 11:44:48.646 | 11:44:48.646 | 11:47:05.795 | 2:17.149 | 9:27.300 | | |
| 4 | 11:54:18.508 | 11:54:18.508 | 12:02:02.723 | 7:44.215 | 17:11.515 | | |

65 Heiko Neumann Mercedes AMG GT3 EVO
AM Timo Rumpfkeil Team Motopark

| Nº | In Day Time | In Time | Out Time | Pit Time | T. Pit Time | Handicap | Diff. |
|----|--------------|--------------|--------------|----------|-------------|----------|-------|
| 1 | 11:27:57.643 | 11:27:57.643 | 11:30:31.432 | 2:33.789 | 2:33.789 | | |
| 2 | 11:34:09.846 | 11:34:09.846 | 11:38:23.158 | 4:13.312 | 6:47.101 | | |
| 3 | 11:54:20.899 | 11:54:20.899 | 12:02:05.213 | 7:44.314 | 14:31.415 | | |

66 Stewart Proctor McLaren 720s GT3
PROAM Lewis Proctor Greystone GT

| Nº | In Day Time | In Time | Out Time | Pit Time | T. Pit Time | Handicap | Diff. |
|----|--------------|--------------|--------------|----------|-------------|----------|-------|
| 1 | 11:25:33.346 | 11:25:33.346 | 11:27:58.285 | 2:24.939 | 2:24.939 | | |
| 2 | 11:36:32.687 | 11:36:32.687 | 11:40:32.734 | 4:00.047 | 6:24.986 | | |
| 3 | 11:49:11.560 | 11:49:11.560 | 11:51:30.694 | 2:19.134 | 8:44.120 | | |

69 Michael Blanchemain Mercedes AMG GT3 EVO
PROAM Jim Pla Scuderia Villorba Corse

| Nº | In Day Time | In Time | Out Time | Pit Time | T. Pit Time | Handicap | Diff. |
|----|--------------|--------------|--------------|----------|-------------|----------|-------|
| 1 | 11:23:37.286 | 11:23:37.286 | 11:26:31.145 | 2:53.859 | 2:53.859 | | |
| 2 | 11:30:06.638 | 11:30:06.638 | 11:37:49.098 | 7:42.460 | 10:36.319 | | |
| 3 | 11:48:22.076 | 11:48:22.076 | 11:49:54.991 | 1:32.915 | 12:09.234 | | |
| 4 | 11:56:52.778 | 11:56:52.778 | 12:00:32.623 | 3:39.845 | 15:49.079 | | |

75 Filip Salaquarda Audi R8 LMS GT3 Evo II
PROAM Libor Milota ISR Racing

| Nº | In Day Time | In Time | Out Time | Pit Time | T. Pit Time | Handicap | Diff. |
|----|--------------|--------------|--------------|----------|-------------|----------|-------|
| 1 | 11:17:22.768 | 11:17:22.768 | 11:18:56.752 | 1:33.984 | 1:33.984 | | |
| 2 | 11:29:59.247 | 11:29:59.247 | 11:38:47.348 | 8:48.101 | 10:22.085 | | |
| 3 | 11:49:25.363 | 11:49:25.363 | 11:51:17.329 | 1:51.966 | 12:14.051 | | |

88 Gino Forgione Ferrari 296 GT3
PROAM Michele Rugolo Spirit of Race

| Nº | In Day Time | In Time | Out Time | Pit Time | T. Pit Time | Handicap | Diff. |
|----|--------------|--------------|--------------|----------|-------------|----------|-------|
| 1 | 11:18:11.303 | 11:18:11.303 | 11:20:16.215 | 2:04.912 | 2:04.912 | | |
| 2 | 11:35:23.133 | 11:35:23.133 | 11:39:24.392 | 4:01.259 | 6:06.171 | | |
| 3 | 11:50:22.645 | 11:50:22.645 | 11:52:21.847 | 1:59.202 | 8:05.373 | | |
| 4 | 11:59:26.761 | 11:59:26.761 | 12:00:29.711 | 1:02.950 | 9:08.323 | | |

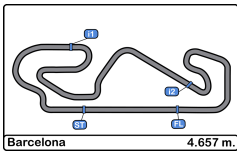
95 Morten Strömsted Mercedes AMG GT3 EVO
PROAM Thomas Ikin Team Motopark

| Nº | In Day Time | In Time | Out Time | Pit Time | T. Pit Time | Handicap | Diff. |
|----|--------------|--------------|--------------|----------|-------------|----------|-------|
| 1 | 11:29:45.436 | 11:29:45.436 | 11:31:47.500 | 2:02.064 | 2:02.064 | | |
| 2 | 11:33:48.276 | 11:33:48.276 | 11:37:47.154 | 3:58.878 | 6:00.942 | | |
| 3 | 11:48:26.124 | 11:48:26.124 | 11:52:33.881 | 4:07.757 | 10:08.699 | | |

96 Lukas Dunner Mercedes AMG GT3 EVO
PRO Julian Hanses Team Motopark

| Nº | In Day Time | In Time | Out Time | Pit Time | T. Pit Time | Handicap | Diff. |
|----|--------------|--------------|--------------|----------|-------------|----------|-------|
| 1 | 11:25:59.895 | 11:25:59.895 | 11:33:22.917 | 7:23.022 | 7:23.022 | | |
| 2 | 11:36:26.967 | 11:36:26.967 | 11:38:03.805 | 1:36.838 | 8:59.860 | | |
| 3 | 11:46:53.258 | 11:46:53.258 | 11:48:33.772 | 1:40.514 | 10:40.374 | | |
| 4 | 11:59:01.594 | 11:59:01.594 | 12:01:17.076 | 2:15.482 | 12:55.856 | | |





Circuit de Barcelona
International GT Open
Private test 1
Pit Stop Analysis



108 Ameerh Naran Mercedes AMG GT3 EVO

PROAM Tom Jackson GetSpeed

| Nº | In Day Time | In Time | Out Time | Pit Time | T. Pit Time | Handicap | Diff. |
|----|--------------|--------------|--------------|-----------|-------------|----------|-------|
| 1 | 11:29:01.065 | 11:29:01.065 | 11:52:24.777 | 23:23.712 | 23:23.712 | | |

777 Marcin Jedlinski Audi R8 LMS GT3 Evo II

PROAM Karol Basz Olimp Racing

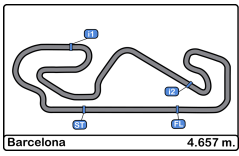
| Nº | In Day Time | In Time | Out Time | Pit Time | T. Pit Time | Handicap | Diff. |
|----|--------------|--------------|--------------|----------|-------------|----------|-------|
| 1 | 11:24:13.891 | 11:24:13.891 | 11:26:09.084 | 1:55.193 | 1:55.193 | | |
| 2 | 11:33:05.893 | 11:33:05.893 | 11:40:27.406 | 7:21.513 | 9:16.706 | | |
| 3 | 11:54:51.329 | 11:54:51.329 | 11:57:58.147 | 3:06.818 | 12:23.524 | | |

786 Kiki Sak Nana Mercedes AMG GT3 EVO

AM Adam Osieka GetSpeed

| Nº | In Day Time | In Time | Out Time | Pit Time | T. Pit Time | Handicap | Diff. |
|----|--------------|--------------|--------------|----------|-------------|----------|-------|
| 1 | 11:34:38.068 | 11:34:38.068 | 11:38:16.841 | 3:38.773 | 3:38.773 | | |
| 2 | 12:01:50.948 | 12:01:50.948 | 12:03:06.522 | 1:15.574 | 4:54.347 | | |

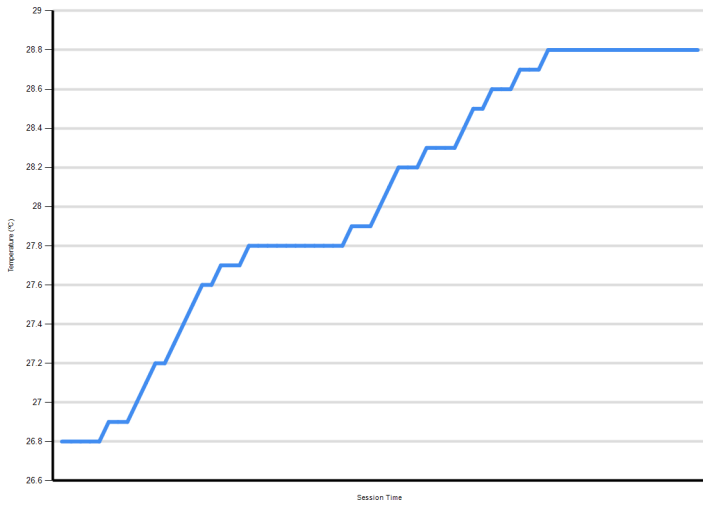




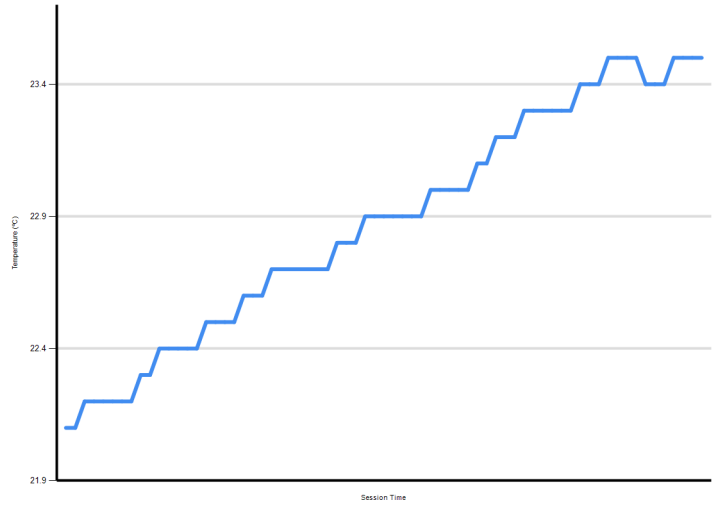
Circuit de Barcelona
International GT Open
Private test 1
Weather Report



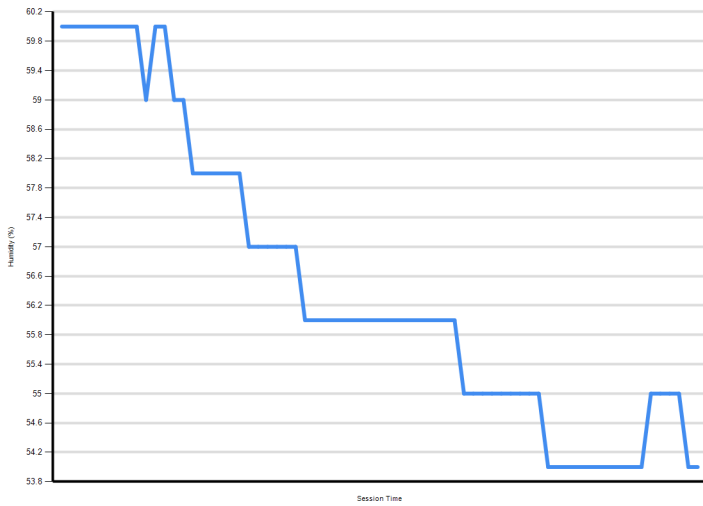
Air Temperature




Track Temperature



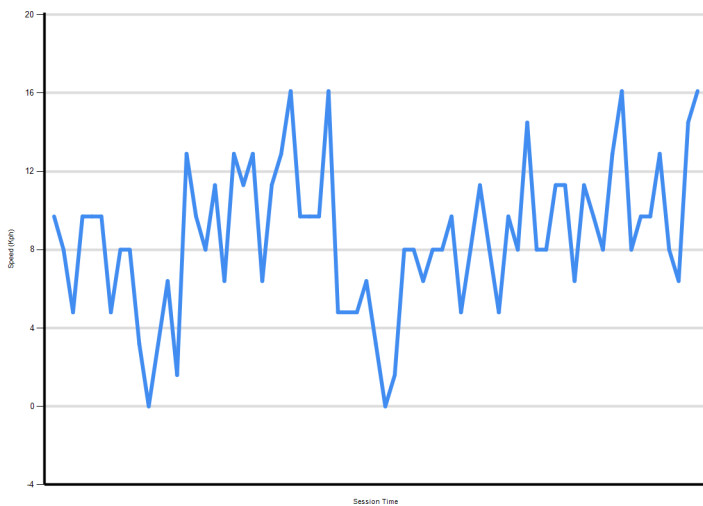
Humidity



Pressure



Wind Speed



Wind direction

