

**Circuito de Barcelona**  
**International GT Open**  
**Private test 2**  
**Provisional Results**



Cls	N°	Entrant/Team	Nat	Driver 1	Nat	Driver 2	Nat	Vehicle	Cat	Cls	Laps	Best	Time	Gap	Interval	Km/h
1	96	Team Motopark		Lukas Dunner		Julian Hanses		Mercedes AMG GT3 EVO	PRO	1	30	16	1:41.361			165.4
2	12	Car Collection Motorsport		Hash		Alex Fontana		Porsche 911 GT3 R (992)	PROAM	1	28	15	1:41.395	0.034	0.034	165.3
3	51	Spirit of Race		Nicola Marinangeli		Vincent Abril		Ferrari 296 GT3	PRO	2	28	7	1:41.583	0.222	0.188	165.0
4	17	Team Motopark		Diego Menchaca		Marcos Siebert		Mercedes AMG GT3 EVO	PRO	3	22	21	1:41.586	0.225	0.003	165.0
5	16	AF Corse		Marcelo Hahn		Allam Khodair		Ferrari 296 GT3	PROAM	2	30	28	1:41.736	0.375	0.150	164.7
6	1	Eastalent Racing		Simon Reicher		Christopher Haase		Audi R8 LMS GT3 Evo II	PRO	4	25	14	1:41.841	0.480	0.105	164.6
7	33	Greystone GT		Dean Macdonald		James Kell		McLaren 720s GT3 Evo	PRO	5	28	20	1:41.954	0.593	0.113	164.4
8	27	Spirit of Race		Marco Pulcini		Eddie Cheever		Ferrari 296 GT3	PROAM	3	28	27	1:41.962	0.601	0.008	164.4
9	66	Greystone GT		Stewart Proctor		Lewis Proctor		McLaren 720s GT3	PROAM	4	32	19	1:42.140	0.779	0.178	164.1
10	9	GetSpeed		Anthony Bartone		Fabian Schiller		Mercedes AMG GT3 EVO	PRO	6	30	19	1:42.179	0.818	0.039	164.0
11	6	GetSpeed		Valentin Pierburg		Aaron Walker		Mercedes AMG GT3 EVO	PROAM	5	31	21	1:42.295	0.934	0.116	163.8
12	777	Olimp Racing		Marcin Jedlinski		Karol Basz		Audi R8 LMS GT3 Evo II	PROAM	6	26	9	1:42.348	0.987	0.053	163.8
13	95	Team Motopark		Morten Strömsted		Thomas Ikin		Mercedes AMG GT3 EVO	PROAM	7	27	25	1:42.434	1.073	0.086	163.6
14	15	Car Collection Motorsport		Gustav Bergström		Nico Menzel		Porsche 911 GT3 R (992)	PRO	7	27	17	1:42.478	1.117	0.044	163.5
15	54	CBRX by SPS		Dexter Müller		Yannick Mettler		Mercedes AMG GT3 EVO	PROAM	8	29	2	1:42.530	1.169	0.052	163.5
16	10	Oregon Team		Alessio Deledda		Jordan Pepper		Lamborghini Huracan GT3 EVO2	PRO	8	29	15	1:42.533	1.172	0.003	163.5
17	63	Oregon Team		Alberto Di Folco		Leonardo Pulcini		Lamborghini Huracan GT3 EVO2	PRO	9	32	20	1:42.721	1.360	0.188	163.2
18	55	AF Corse		Laurent De Meeus		Jamie Stanley		Ferrari 296 GT3	PROAM	9	29	26	1:42.769	1.408	0.048	163.1
19	20	SPS Automotive Performance		Dominik Baumann		Mikaeel Pitamber		Mercedes AMG GT3 EVO	PRO	10	30	15	1:42.824	1.463	0.055	163.0
20	69	Scuderia Villorba Corse		Michael Blanchemain		Jim Pla		Mercedes AMG GT3 EVO	PROAM	10	19	12	1:43.000	1.639	0.176	162.7
21	7	Car Collection Motorsport		Bashar Mardini		Tijmen van der Helm		Porsche 911 GT3 R (992)	PROAM	11	29	19	1:43.025	1.664	0.025	162.7
22	75	ISR Racing		Filip Salaquarda		Libor Milota		Audi R8 LMS GT3 Evo II	PROAM	12	29	28	1:43.027	1.666	0.002	162.7
23	99	Tresor Attempto Racing		Florian Scholze		Alex Arkin Aka		Audi R8 LMS GT3 Evo II	PROAM	13	27	7	1:43.060	1.699	0.033	162.6
24	88	Spirit of Race		Gino Forgione		Michele Rugolo		Ferrari 296 GT3	PROAM	14	29	20	1:43.102	1.741	0.042	162.6
25	25	AF Corse		Alessandro Cozzi		Giorgio Sernagiotto		Ferrari 296 GT3	PROAM	15	28	25	1:43.114	1.753	0.012	162.5
26	8	Il Barone Rampante		Giuseppe Cipriani		Rubens Barrichello		Lamborghini Huracan GT3 EVO			22	18	1:43.123	1.762	0.009	162.5
27	14	Good Speed Racing Team		Piotr Wira		Daan Arrow		Mercedes AMG GT3 EVO	PROAM	16	30	12	1:43.244	1.883	0.121	162.3
28	19	Oregon Team		Marzio Moretti		Artëm Petrov		Lamborghini Huracan GT3 EVO2	PRO	11	30	5	1:43.334	1.973	0.090	162.2
29	24	Greystone GT		Andrey Borodin		Oliver Webb		McLaren 720s GT3 Evo	PROAM	17	8	6	1:43.522	2.161	0.188	161.9
30	5	Olimp Racing		Stanislaw Jedlinski		Krystian Korzeniowski		Ferrari 296 GT3	AM	1	25	3	1:43.651	2.290	0.129	161.7
31	786	GetSpeed		Kiki Sak Nana		Adam Osieka		Mercedes AMG GT3 EVO	AM	2	32	20	1:43.698	2.337	0.047	161.6
32	23	Pellin Racing		Thor Haugen		Paolo Ruberti		Ferrari 488 GT3 2020	PROAM	18	24	23	1:43.792	2.431	0.094	161.5
33	65	Team Motopark		Heiko Neumann		Timo Rumpfkeil		Mercedes AMG GT3 EVO	AM	3	28	14	1:43.858	2.497	0.066	161.4
34	42	Leipert Motorsport		Mark Wallenwein		Maciej Blazek		Lamborghini Huracan GT3 EVO2	PROAM	19	22	20	1:45.693	4.332	1.835	158.6
35	108	Vimana by GetSpeed		Ameerh Naran		Tom Jackson		Mercedes AMG GT3 EVO	PROAM	20	24	3	1:45.716	4.355	0.023	158.5

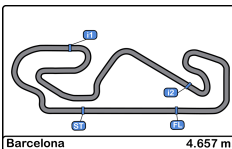
Published at:.....

Track Temp: 37.1 °C Air Temp: 31.1 °C Humidity: 52 % Track Status: DRY

Race Director:

Timekeeper:





**Circuito de Barcelona**  
**International GT Open**  
**Private test 2**



**Provisional Results by Category**

Cls	N°	Entrant/Team	Nat	Driver 1	Nat	Driver 2	Nat	Vehicle	Cat	Cls	Laps	Best	Time	Gap	Interval	Km/h
1	8	Il Barone Rampante	ITA	Giuseppe Cipriani	ITA	Rubens Barrichello	BRA	Lamborghini Huracan GT3 EVO			22	18	1:43.123			162.5

**PRO**

Cls	N°	Entrant/Team	Nat	Driver 1	Nat	Driver 2	Nat	Vehicle	Cat	Cls	Laps	Best	Time	Gap	Interval	Km/h
1	96	Team Motopark	DEU	Lukas Dunner	AUT	Julian Hanses	DEU	Mercedes AMG GT3 EVO	PRO	1	30	16	1:41.361			165.4
2	51	Spirit of Race	CHE	Nicola Marinangeli	ITA	Vincent Abril	FRA	Ferrari 296 GT3	PRO	2	28	7	1:41.583	0.222	0.222	165.0
3	17	Team Motopark	DEU	Diego Menchaca	MEX	Marcos Siebert	ARG	Mercedes AMG GT3 EVO	PRO	3	22	21	1:41.586	0.225	0.003	165.0
4	1	Eastalent Racing	AUT	Simon Reicher	AUT	Christopher Haase	DEU	Audi R8 LMS GT3 Evo II	PRO	4	25	14	1:41.841	0.480	0.255	164.6
5	33	Greystone GT	GBR	Dean Macdonald	GBR	James Kell	GBR	McLaren 720s GT3 Evo	PRO	5	28	20	1:41.954	0.593	0.113	164.4
6	9	GetSpeed	DEU	Anthony Bartone	USA	Fabian Schiller	DEU	Mercedes AMG GT3 EVO	PRO	6	30	19	1:42.179	0.818	0.225	164.0
7	15	Car Collection Motorsport	DEU	Gustav Bergström	SWE	Nico Menzel	DEU	Porsche 911 GT3 R (992)	PRO	7	27	17	1:42.478	1.117	0.299	163.5
8	10	Oregon Team	ITA	Alessio Deledda	ITA	Jordan Pepper	ZAF	Lamborghini Huracan GT3 EVO2	PRO	8	29	15	1:42.533	1.172	0.055	163.5
9	63	Oregon Team	ITA	Alberto Di Folco	ITA	Leonardo Pulcini	ITA	Lamborghini Huracan GT3 EVO2	PRO	9	32	20	1:42.721	1.360	0.188	163.2
10	20	SPS Automotive Performance	DEU	Dominik Baumann	AUT	Mikael Pitamber	ZAF	Mercedes AMG GT3 EVO	PRO	10	30	15	1:42.824	1.463	0.103	163.0
11	19	Oregon Team	ITA	Marzio Moretti	ITA	Artëm Petrov	GBR	Lamborghini Huracan GT3 EVO2	PRO	11	30	5	1:43.334	1.973	0.510	162.2

**PROAM**

Cls	N°	Entrant/Team	Nat	Driver 1	Nat	Driver 2	Nat	Vehicle	Cat	Cls	Laps	Best	Time	Gap	Interval	Km/h
1	12	Car Collection Motorsport	DEU	Hash	USA	Alex Fontana	CHE	Porsche 911 GT3 R (992)	PROAM	1	28	15	1:41.395			165.3
2	16	AF Corse	ITA	Marcelo Hahn	BRA	Allam Khodair	BRA	Ferrari 296 GT3	PROAM	2	30	28	1:41.736	0.341	0.341	164.7
3	27	Spirit of Race	CHE	Marco Pulcini	MCO	Eddie Cheever	ITA	Ferrari 296 GT3	PROAM	3	28	27	1:41.962	0.567	0.226	164.4
4	66	Greystone GT	GBR	Stewart Proctor	GBR	Lewis Proctor	GBR	McLaren 720s GT3	PROAM	4	32	19	1:42.140	0.745	0.178	164.1
5	6	GetSpeed	DEU	Valentin Pierburg	DEU	Aaron Walker	GBR	Mercedes AMG GT3 EVO	PROAM	5	31	21	1:42.295	0.900	0.155	163.8
6	777	Olimp Racing	POL	Marcin Jedlinski	POL	Karol Basz	POL	Audi R8 LMS GT3 Evo II	PROAM	6	26	9	1:42.348	0.953	0.053	163.8
7	95	Team Motopark	DEU	Morten Strömsted	DNK	Thomas Ikin	GBR	Mercedes AMG GT3 EVO	PROAM	7	27	25	1:42.434	1.039	0.086	163.6
8	54	CBRX by SPS	DEU	Dexter Müller	CHE	Yannick Mettler	CHE	Mercedes AMG GT3 EVO	PROAM	8	29	2	1:42.530	1.135	0.096	163.5
9	55	AF Corse	ITA	Laurent De Meeus	BEL	Jamie Stanley	GBR	Ferrari 296 GT3	PROAM	9	29	26	1:42.769	1.374	0.239	163.1
10	69	Scuderia Villorba Corse	ITA	Michael Blanchemain	FRA	Jim Pla	FRA	Mercedes AMG GT3 EVO	PROAM	10	19	12	1:43.000	1.605	0.231	162.7
11	7	Car Collection Motorsport	DEU	Bashar Mardini	CAN	Tijmen van der Helm	NLD	Porsche 911 GT3 R (992)	PROAM	11	29	19	1:43.025	1.630	0.025	162.7
12	75	ISR Racing	CZE	Filip Salaquarda	CZE	Libor Milota	CZE	Audi R8 LMS GT3 Evo II	PROAM	12	29	28	1:43.027	1.632	0.002	162.7
13	99	Tresor Attempto Racing	DEU	Florian Scholze	DEU	Alex Arkin Aka	DEU	Audi R8 LMS GT3 Evo II	PROAM	13	27	7	1:43.060	1.665	0.033	162.6
14	88	Spirit of Race	CHE	Gino Forgione	CHE	Michele Rugolo	ITA	Ferrari 296 GT3	PROAM	14	29	20	1:43.102	1.707	0.042	162.6
15	25	AF Corse	ITA	Alessandro Cozzi	MCO	Giorgio Sernagiotto	ITA	Ferrari 296 GT3	PROAM	15	28	25	1:43.114	1.719	0.012	162.5
16	14	Good Speed Racing Team	POL	Piotr Wira	POL	Daan Arrow	NLD	Mercedes AMG GT3 EVO	PROAM	16	30	12	1:43.244	1.849	0.130	162.3
17	24	Greystone GT	GBR	Andrey Borodin	FIA	Oliver Webb	GBR	McLaren 720s GT3 Evo	PROAM	17	8	6	1:43.522	2.127	0.278	161.9
18	23	Pellin Racing	ITA	Thor Haugen	USA	Paolo Ruberti	ITA	Ferrari 488 GT3 2020	PROAM	18	24	23	1:43.792	2.397	0.270	161.5
19	42	Leipert Motorsport	DEU	Mark Wallenwein	DEU	Maciej Blazek	POL	Lamborghini Huracan GT3 EVO2	PROAM	19	22	20	1:45.693	4.298	1.901	158.6
20	108	Vimana by GetSpeed	DEU	Ameerh Naran	ZWE	Tom Jackson	GBR	Mercedes AMG GT3 EVO	PROAM	20	24	3	1:45.716	4.321	0.023	158.5

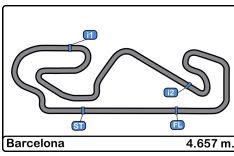
Published at:.....

Track Temp: 37.1 °C Air Temp: 31.1 °C Humidity: 52 % Track Status: DRY

Race Director:

Timekeeper:





Circuito de Barcelona  
 International GT Open  
 Private test 2  
 Provisional Results by Category



AM																
Cls	N°	Entrant/Team	Nat	Driver 1	Nat	Driver 2	Nat	Vehicle	Cat	Cls	Laps	Best	Time	Gap	Interval	Km/h
1	5	Olimp Racing		Stanislaw Jedlinski		Krystian Korzeniowski		Ferrari 296 GT3	AM	1	25	3	1:43.651			161.7
2	786	GetSpeed		Kiki Sak Nana		Adam Osieka		Mercedes AMG GT3 EVO	AM	2	32	20	1:43.698	0.047	0.047	161.6
3	65	Team Motopark		Heiko Neumann		Timo Rumpfkeil		Mercedes AMG GT3 EVO	AM	3	28	14	1:43.858	0.207	0.160	161.4

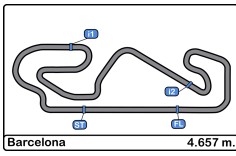
Published at:.....

Track Temp: 37.1 °C Air Temp: 31.1 °C Humidity: 52 % Track Status: DRY

Race Director:

Timekeeper:





**Circuit de Barcelona**  
**International GT Open**  
**Private test 2**  
**Lap Analysis**



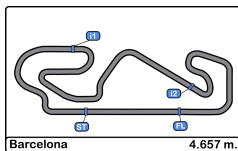
**1** Simon Reicher Audi R8 LMS GT3 Evo II **6** Valentin Pierburg Mercedes AMG GT3 EVO

PRO							PROAM							
Christopher Haase							Aaron Walker							
Lap	D	Time	Sector 1	Sector 2	Sector 3	T. Spd	Lap	D	Time	Sector 1	Sector 2	Sector 3	T. Spd	Elapsed
1		15:33:25.569	15:32:00.450	42.956	42.163	179.4	15:33:25.569	1	15:32:09.216	15:30:54.531	42.832	31.853	130.2	15:32:09.216
2		1:43.477	31.023	41.605	30.849	252.9	15:35:09.046	2	1:45.124	31.365	42.263	31.496	251.7	15:33:54.340
3		1:43.102	30.793	41.282	31.027	254.7	15:36:52.148	3	1:44.498	31.083	42.010	31.405	251.7	15:35:38.838
4		1:51.030	31.097	46.117	33.816	257.7	15:38:43.178	4	1:46.213	31.072	42.162	32.979	254.1	15:37:25.051
5		1:48.919 P	30.977	41.759	36.183	254.1	15:40:32.097	5	1:46.335	31.143	42.661	32.531	253.5	15:39:11.386
6		8:17.765	6:49.830	42.270	45.665	180.0	15:48:49.862	6	1:45.328	31.065	42.522	31.741	251.7	15:40:56.714
7		2:03.110	36.274	53.969	32.867	251.7	15:50:52.972	7	1:45.072	30.951	42.481	31.640	252.3	15:42:41.786
8		1:43.360	30.875	41.602	30.883	251.1	15:52:36.332	8	1:51.619 P	31.157	42.686	37.776	252.3	15:44:33.405
9		1:43.810	30.922	41.907	30.981	253.5	15:54:20.142	9	3:18.169	2:00.647	45.508	32.014	147.5	15:47:51.574
10		1:43.746	30.902	41.735	31.109	252.3	15:56:03.888	10	1:44.611	31.156	42.237	31.218	251.7	15:49:36.185
11		1:49.110 P	31.201	42.054	35.855	251.7	15:57:52.998	11	1:43.767	31.016	41.889	30.862	252.9	15:51:19.952
12		2:23.299 P	1:01.813	41.917	39.569	180.9	16:00:16.297	12	1:50.108 P	30.898	42.242	36.968	254.1	15:53:10.060
13		8:55.937	7:39.717	43.714	32.506	179.7	16:09:12.234	13	3:03.405	1:46.025	43.038	34.342	181.2	15:56:13.465
14		1:41.841	30.261	41.207	30.373	253.5	16:10:54.075	14	1:43.769	30.951	41.865	30.953	252.3	15:57:57.234
15		1:42.120	30.468	41.170	30.482	254.1	16:12:36.195	15	1:43.907	30.871	41.977	31.059	253.5	15:59:41.141
16		1:42.961	30.416	41.538	31.007	255.3	16:14:19.156	16	1:43.791	30.786	41.982	31.023	254.1	16:01:24.932
17		1:48.132 P	30.885	41.635	35.612	251.7	16:16:07.288	17	1:43.811	30.782	42.148	30.881	254.7	16:03:08.743
18		4:04.557	2:44.534	44.555	35.468	179.1	16:20:11.845	18	1:54.905 P	32.258	42.877	39.770	223.1	16:05:03.648
19		1:42.923	30.754	41.472	30.697	252.3	16:21:54.768	19	4:22.025	3:04.646	42.634	34.745	177.6	16:09:25.673
20		1:42.688	30.605	41.201	30.882	253.5	16:23:37.456	20	1:46.850	30.673	41.638	34.539	254.1	16:11:12.523
21		1:48.429 P	30.769	41.720	35.940	252.9	16:25:25.885	21	1:42.295	30.654	41.469	30.172	254.1	16:12:54.818
22		2:43.803	1:29.839	41.536	32.428	180.6	16:28:09.688	22	1:42.680	30.584	41.328	30.768	253.5	16:14:37.498
23		1:42.229	30.462	41.119	30.648	254.1	16:29:51.917	23	1:45.101	30.748	41.362	32.991	253.5	16:16:22.599
24		1:42.945	30.390	41.526	31.029	254.7	16:31:34.862	24	1:43.872	30.682	42.219	30.971	254.7	16:18:06.471
25		1:54.449 P	31.364	41.830	41.255	238.9	16:33:29.311	25	1:49.235 P	30.568	41.683	36.984	254.1	16:19:55.706

**5** Stanislaw Jedlinski Ferrari 296 GT3

AM							Olimp Racing							
Lap	D	Time	Sector 1	Sector 2	Sector 3	T. Spd	Lap	D	Time	Sector 1	Sector 2	Sector 3	T. Spd	Elapsed
1		15:32:29.010	15:31:14.002	42.760	32.248	175.3	15:32:29.010	26	3:00.565	1:45.349	42.974	32.242	173.6	16:22:56.271
2		1:45.556	30.880	43.425	31.251	258.9	15:34:14.566	27	1:45.959	31.172	42.439	32.348	252.3	16:24:42.230
3		1:43.651	30.790	41.764	31.097	257.1	15:35:58.217	28	1:45.957	31.800	42.407	31.750	254.1	16:26:28.187
4		1:43.874	30.775	42.058	31.041	257.7	15:37:42.091	29	1:44.808	31.172	42.182	31.454	252.9	16:28:12.995
5		1:44.820	30.702	42.308	31.810	258.3	15:39:26.911	30	1:44.590	31.005	42.123	31.462	255.3	16:29:57.585
6		1:50.961 P	31.156	42.475	37.330	255.9	15:41:17.872	31	1:54.275 P	31.615	43.752	38.908	254.1	16:31:51.860
7		5:22.802	4:08.287	42.840	31.675	177.6	15:46:40.674							
8		1:50.895 P	31.063	42.699	37.133	256.5	15:48:31.569							
9		2:57.948 P	1:37.241	42.503	38.204	175.8	15:51:29.517							
10		9:28.025	8:06.006	46.650	35.369	150.6	16:00:57.542							
11		2:00.354	34.560	49.157	36.637	251.7	16:02:57.896							
12		2:00.288	35.773	47.048	37.467	248.2	16:04:58.184							
13		2:07.141	35.347	52.405	39.389	247.7	16:07:05.325							
14		2:01.161	35.029	48.822	37.310	247.1	16:09:06.486							
15		2:00.897	34.590	48.626	37.681	251.1	16:11:07.383							
16		2:00.970	34.993	47.684	38.293	248.2	16:13:08.353							
17		2:00.911	36.142	47.726	37.043	243.2	16:15:09.264							
18		2:00.040	34.329	48.303	37.408	247.1	16:17:09.304							
19		2:04.363	35.535	48.766	40.062	233.2	16:19:13.667							
20		1:58.542	34.271	47.394	36.877	247.1	16:21:12.209							
21		1:57.453	34.109	46.459	36.885	250.0	16:23:09.662							
22		2:01.264	34.818	47.785	38.661	246.0	16:25:10.926							
23		1:59.965	34.869	48.851	36.245	251.7	16:27:10.891							
24		2:05.376	34.587	51.736	39.053	250.0	16:29:16.267							
25		2:15.069 P	34.996	49.453	50.620	247.1	16:31:31.336							





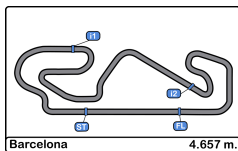
**Circuit de Barcelona**  
**International GT Open**  
**Private test 2**  
**Lap Analysis**



7							9								
Bashar Mardini							Anthony Bartone								
Porsche 911 GT3 R (992)							Mercedes AMG GT3 EVO								
PROAM							PRO								
Tijmen van der Helm							Fabian Schiller								
Car Collection Motorsport							GetSpeed								
Lap	D	Time	Sector 1	Sector 2	Sector 3	T. Spd	Elapsed	Lap	D	Time	Sector 1	Sector 2	Sector 3	T. Spd	Elapsed
1		15:32:08.000	15:30:53.078	42.828	32.094	123.0	15:32:08.000	1		15:33:07.621	15:31:54.931	41.953	30.737	177.3	15:33:07.621
2		1:45.014	31.441	42.122	31.451	255.3	15:33:53.014	2		1:43.570	31.188	41.653	30.729	254.7	15:34:51.191
3		1:44.629	30.965	42.095	31.569	254.7	15:35:37.643	3		1:43.065	30.696	41.580	30.789	253.5	15:36:34.256
4		1:49.806	34.698	43.270	31.838	255.9	15:37:27.449	4		1:44.017	30.869	41.931	31.217	253.5	15:38:18.273
5		1:44.951	31.122	42.160	31.669	255.3	15:39:12.400	5		1:43.563	30.885	41.904	30.774	254.1	15:40:01.836
6		1:46.227	31.225	42.359	32.643	256.5	15:40:58.627	6		1:43.257	30.767	41.798	30.692	252.9	15:41:45.093
7		1:59.407 P	35.245	45.116	39.046	226.8	15:42:58.034	7		1:43.155	30.739	41.513	30.903	252.9	15:43:28.248
8		3:09.335	1:44.474	50.271	34.590	181.2	15:46:07.369	8		1:48.670 P	31.113	42.289	35.268	252.9	15:45:16.918
9		1:45.379	31.494	42.327	31.558	252.3	15:47:52.748	9		3:59.524	2:44.393	43.120	32.011	179.1	15:49:16.442
10		1:46.802	30.996	43.124	32.682	255.3	15:49:39.550	10		1:47.014	31.309	43.007	32.698	251.1	15:51:03.456
11		1:53.788 P	31.772	42.629	39.387	254.7	15:51:33.338	11		1:45.137	31.242	42.421	31.474	251.1	15:52:48.593
12		4:34.104	3:19.725	42.604	31.775	144.0	15:56:07.442	12		1:47.530	31.446	43.228	32.856	253.5	15:54:36.123
13		1:44.256	31.151	41.872	31.233	252.3	15:57:51.698	13		1:45.495	31.148	42.825	31.522	250.5	15:56:21.618
14		1:53.019 P	30.808	42.073	40.138	254.7	15:59:44.717	14		1:45.340	31.061	42.281	31.998	252.3	15:58:06.958
15		3:02.865	1:47.089	43.555	32.221	178.8	16:02:47.582	15		1:46.221	32.246	42.447	31.528	253.5	15:59:53.179
16		1:45.909	30.811	41.402	33.696	252.3	16:04:33.491	16		1:44.317	30.927	42.153	31.237	252.3	16:01:37.496
17		1:43.049	30.591	41.106	31.352	255.3	16:06:16.540	17		1:52.539 P	31.291	42.484	38.764	252.9	16:03:30.035
18		1:51.729	32.388	47.535	31.806	234.2	16:08:08.269	18		4:26.636	3:13.804	41.857	30.975	178.5	16:07:56.671
19		1:43.025	30.700	41.512	30.813	254.1	16:09:51.294	19		1:42.179	30.469	41.258	30.452	252.3	16:09:38.850
20		1:53.185 P	31.405	42.036	39.744	257.7	16:11:44.479	20		1:42.811	30.770	41.695	30.346	255.3	16:11:21.661
21		4:46.519	3:32.049	42.719	31.751	180.0	16:16:30.998	21		1:46.964	30.477	41.268	35.219	252.9	16:13:08.625
22		1:45.262	31.194	42.329	31.739	254.7	16:18:16.260	22		1:49.794	31.977	41.730	36.087	244.8	16:14:58.419
23		1:51.920 P	31.227	42.645	38.048	254.1	16:20:08.180	23		1:47.719 P	30.751	41.453	35.515	251.1	16:16:46.138
24		2:57.246	1:42.409	42.599	32.238	180.6	16:23:05.426	24		3:02.814	1:48.804	42.482	31.528	179.4	16:19:48.952
25		1:45.253	31.159	42.289	31.805	251.7	16:24:50.679	25		1:47.349	31.462	44.063	31.824	251.1	16:21:36.301
26		1:43.909	30.825	41.724	31.360	254.1	16:26:34.588	26		1:46.015	31.279	43.176	31.560	250.5	16:23:22.316
27		1:44.557	30.965	41.987	31.605	255.3	16:28:19.145	27		1:46.260	31.474	42.118	32.668	252.3	16:25:08.576
28		1:54.912	35.319	45.934	33.659	218.6	16:30:14.057	28		1:45.096	31.387	42.577	31.132	251.7	16:26:53.672
29		2:03.958 P	36.089	45.586	42.283	204.1	16:32:18.015	29		1:44.448	31.063	42.204	31.181	252.3	16:28:38.120
30								30		1:56.738 P	31.297	45.602	39.839	252.3	16:30:34.858

8							
Giuseppe Cipriani							
Lamborghini Huracan GT3 EVO							
Rubens Barrichello							
Il Barone Rampante							
Lap	D	Time	Sector 1	Sector 2	Sector 3	T. Spd	Elapsed
1		15:33:27.171	15:32:11.183	43.458	32.530	152.1	15:33:27.171
2		1:44.734	31.301	42.072	31.361	251.1	15:35:11.905
3		1:44.139	30.945	41.850	31.344	253.5	15:36:56.044
4		1:47.940	32.386	43.213	32.341	253.5	15:38:43.984
5		1:45.308	30.971	41.975	32.362	252.9	15:40:29.292
6		1:54.479 P	32.169	43.455	38.855	250.5	15:42:23.771
7		5:56.610	4:40.114	44.278	32.218	165.3	15:48:20.381
8		1:45.365	31.191	42.021	32.153	250.5	15:50:05.746
9		1:45.636	31.660	42.292	31.684	248.2	15:51:51.382
10		1:44.885	30.914	42.488	31.483	251.1	15:53:36.267
11		1:54.496 P	31.051	43.472	39.973	251.1	15:55:30.763
12		7:22.298	6:05.286	44.685	32.327	174.4	16:02:53.061
13		1:44.871	31.183	41.966	31.722	251.7	16:04:37.932
14		1:53.115 P	31.161	43.299	38.655	252.9	16:06:31.047
15		4:36.799	3:21.730	42.985	32.084	164.3	16:11:07.846
16		1:44.066	31.235	41.346	31.485	253.5	16:12:51.912
17		1:49.575	32.648	44.334	32.593	250.5	16:14:41.487
18		1:43.123	30.754	41.436	30.933	251.7	16:16:24.610
19		1:51.926 P	30.666	41.700	39.560	253.5	16:18:16.536
20		3:14.040	2:00.330	42.211	31.499	172.8	16:21:30.576
21		1:43.648	30.705	41.557	31.386	250.5	16:23:14.224
22		1:53.010 P	30.877	42.784	39.349	254.1	16:25:07.234



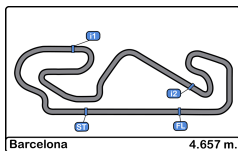


Circuit de Barcelona  
International GT Open  
Private test 2  
Lap Analysis



10							12								
Alessio Deledda							Hash								
Lamborghini Huracan GT3 EVO2							Porsche 911 GT3 R (992)								
PRO							PROAM								
Jordan Pepper							Alex Fontana								
Oregon Team							Car Collection Motorsport								
Lap	D	Time	Sector 1	Sector 2	Sector 3	T. Spd	Elapsed	Lap	D	Time	Sector 1	Sector 2	Sector 3	T. Spd	Elapsed
1		15:33:05.851	15:31:51.640	42.231	31.980	174.1	15:33:05.851	1		15:33:20.627	15:32:03.333	42.718	34.576	177.3	15:33:20.627
2		1:44.096	31.142	41.936	31.018	251.7	15:34:49.947	2		1:43.114	31.104	41.451	30.559	251.7	15:35:03.741
3		1:43.880	30.893	41.994	30.993	252.3	15:36:33.827	3		1:42.899	30.686	41.516	30.697	254.7	15:36:46.640
4		1:44.021	31.007	41.939	31.075	253.5	15:38:17.848	4		1:42.567	30.668	41.372	30.527	254.1	15:38:29.207
5		1:50.482 P	31.040	42.080	37.362	252.9	15:40:08.330	5		1:42.523	30.681	41.347	30.495	253.5	15:40:11.730
6		3:30.012	2:16.351	42.193	31.468	177.0	15:43:38.342	6		1:48.954 P	30.722	41.339	36.893	254.1	15:42:00.684
7		1:45.141	31.031	41.965	32.145	253.5	15:45:23.483	7		8:41.597	7:27.314	43.352	30.931	154.2	15:50:42.281
8		1:44.587	31.039	42.203	31.345	251.7	15:47:08.070	8		1:43.136	30.869	41.489	30.778	251.1	15:52:25.417
9		1:51.727 P	30.982	42.097	38.648	252.3	15:48:59.797	9		1:43.178	30.753	41.644	30.781	251.7	15:54:08.595
10		3:41.053	2:27.856	42.525	30.672	175.8	15:52:40.850	10		1:43.043	30.879	41.458	30.706	251.7	15:55:51.638
11		1:42.623	30.595	41.471	30.557	252.3	15:54:23.473	11		1:51.492 P	30.813	41.745	38.934	252.3	15:57:43.130
12		1:47.353	30.795	44.032	32.526	254.1	15:56:10.826	12		4:29.933	3:16.432	42.335	31.166	177.6	16:02:13.063
13		1:42.718	30.620	41.665	30.433	251.7	15:57:53.544	13		1:41.592	30.536	40.888	30.168	250.5	16:03:54.655
14		1:42.550	30.505	41.522	30.523	254.7	15:59:36.094	14		1:41.427	30.445	41.151	29.831	252.9	16:05:36.082
15		1:42.533	30.587	41.310	30.636	252.9	16:01:18.627	15		1:41.395	30.290	40.892	30.213	254.1	16:07:17.477
16		1:52.004 P	30.905	42.965	38.134	254.7	16:03:10.631	16		1:49.172 P	30.430	41.612	37.130	253.5	16:09:06.649
17		4:01.934	2:47.122	43.167	31.645	177.0	16:07:12.565	17		3:03.698	1:44.510	45.507	33.681	174.1	16:12:10.347
18		1:51.091	31.423	42.866	36.802	250.5	16:09:03.656	18		1:48.243	32.343	43.063	32.837	247.7	16:13:58.590
19		1:45.635	31.439	42.409	31.787	252.3	16:10:49.291	19		1:47.835	31.974	43.070	32.791	246.5	16:15:46.425
20		1:55.188 P	33.135	43.712	38.341	250.5	16:12:44.479	20		1:46.743	31.849	42.658	32.236	251.1	16:17:33.168
21		5:24.085	4:08.150	42.709	33.226	175.6	16:18:08.564	21		1:46.570	31.513	42.823	32.234	251.7	16:19:19.738
22		1:44.570	31.249	41.943	31.378	251.1	16:19:53.134	22		1:47.743	31.772	43.374	32.597	250.0	16:21:07.481
23		1:43.861	30.996	41.801	31.064	250.5	16:21:36.995	23		1:46.910	31.851	42.561	32.498	250.0	16:22:54.391
24		1:44.286	31.059	42.087	31.140	252.3	16:23:21.281	24		1:47.581	32.082	42.825	32.674	248.2	16:24:41.972
25		1:44.480	31.070	41.904	31.506	251.1	16:25:05.761	25		1:48.444	32.911	42.813	32.720	251.1	16:26:30.416
26		1:44.146	31.012	41.871	31.263	252.3	16:26:49.907	26		1:48.356	31.858	43.941	32.557	252.3	16:28:18.772
27		1:44.207	30.872	42.101	31.234	252.3	16:28:34.114	27		1:47.538	31.912	43.274	32.352	252.3	16:30:06.310
28		1:44.532	31.014	42.133	31.385	251.7	16:30:18.646	28		1:56.829 P	31.862	43.185	41.782	251.7	16:32:03.139
29		2:08.160 P	39.181	44.785	44.194	146.9	16:32:26.806								



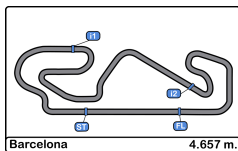


**Circuit de Barcelona**  
**International GT Open**  
**Private test 2**  
**Lap Analysis**



14							15								
Piotr Wira							Gustav Bergström								
Mercedes AMG GT3 EVO							Porsche 911 GT3 R (992)								
PROAM							Car Collection Motorsport								
Daan Arrow							Nico Menzel								
Good Speed Racing Team							PRO								
Lap	D	Time	Sector 1	Sector 2	Sector 3	T. Spd	Elapsed	Lap	D	Time	Sector 1	Sector 2	Sector 3	T. Spd	Elapsed
1		15:33:07.068	15:31:48.846	43.963	34.259	167.7	15:33:07.068	1		15:33:09.613	15:31:54.068	42.915	32.630	175.6	15:33:09.613
2		1:52.170	34.074	45.070	33.026	247.7	15:34:59.238	2		1:45.834	31.537	42.634	31.663	250.5	15:34:55.447
3		1:49.738	32.731	43.850	33.157	248.2	15:36:48.976	3		1:44.602	31.272	42.023	31.307	251.1	15:36:40.049
4		1:50.537	32.324	44.726	33.487	248.2	15:38:39.513	4		1:44.864	31.145	42.224	31.495	251.7	15:38:24.913
5		1:49.761	32.378	43.853	33.530	247.1	15:40:29.274	5		1:51.361 P	31.178	42.124	38.059	250.0	15:40:16.274
6		1:50.508	32.678	44.274	33.556	248.2	15:42:19.782	6		5:47.244	4:28.650	46.850	31.744	178.8	15:46:03.518
7		1:49.370	32.211	43.693	33.466	247.1	15:44:09.152	7		1:45.672	31.450	42.163	32.059	251.1	15:47:49.190
8		1:50.002	32.548	43.985	33.469	248.2	15:45:59.154	8		1:44.809	31.141	42.200	31.468	251.1	15:49:33.999
9		2:04.324 P	32.587	44.789	46.948	246.5	15:48:03.478	9		1:44.672	31.026	42.190	31.456	251.1	15:51:18.671
10		3:26.465	2:04.677	49.246	32.542	178.8	15:51:29.943	10		1:49.936 P	31.016	42.171	36.749	251.1	15:53:08.607
11		1:43.331	30.607	42.026	30.698	252.3	15:53:13.274	11		3:29.176	2:12.260	42.360	34.556	173.3	15:56:37.783
12		1:43.244	30.677	41.636	30.931	252.9	15:54:56.518	12		1:43.093	30.948	41.409	30.736	249.4	15:58:20.876
13		1:43.736	30.906	41.546	31.284	252.3	15:56:40.254	13		1:47.775	30.778	41.907	35.090	254.1	16:00:08.651
14		1:44.298	31.115	42.176	31.007	252.3	15:58:24.552	14		1:42.702	30.720	41.240	30.742	251.1	16:01:51.353
15		1:44.571	30.949	42.038	31.584	253.5	16:00:09.123	15		1:48.689 P	30.514	41.666	36.509	252.9	16:03:40.042
16		1:48.769 P	30.965	42.100	35.704	255.3	16:01:57.892	16		3:14.647	1:57.057	42.470	35.120	179.1	16:06:54.689
17		4:02.348	2:44.042	44.653	33.653	173.6	16:06:00.240	17		1:42.478	30.475	41.488	30.515	252.3	16:08:37.167
18		1:49.663	32.516	44.194	32.953	247.7	16:07:49.903	18		1:45.345	30.716	41.451	33.178	254.1	16:10:22.512
19		1:48.634	32.078	43.629	32.927	248.2	16:09:38.537	19		1:42.619	30.571	41.439	30.609	251.7	16:12:05.131
20		4:48.460	32.510	43.776	3:32.174	250.0	16:14:26.997	20		1:48.644 P	30.532	41.476	36.636	251.7	16:13:53.775
21		2:01.559	37.377	49.661	34.521	226.8	16:16:28.556	21		7:53.578	6:34.549	46.366	32.663	177.9	16:21:47.353
22		1:50.541	32.782	44.569	33.190	245.4	16:18:19.097	22		1:43.388	30.811	41.792	30.785	249.4	16:23:30.741
23		1:50.087	32.298	43.962	33.827	248.8	16:20:09.184	23		1:43.531	30.942	41.952	30.637	253.5	16:25:14.272
24		1:49.962	32.345	43.955	33.662	248.2	16:21:59.146	24		1:43.162	30.705	41.585	30.872	252.9	16:26:57.434
25		1:48.860	32.254	43.776	32.830	248.8	16:23:48.006	25		1:43.085	30.795	41.482	30.808	252.9	16:28:40.519
26		1:49.994	32.191	44.574	33.229	248.8	16:25:38.000	26		1:42.785	30.666	41.525	30.594	254.1	16:30:23.304
27		1:47.674	31.870	43.221	32.583	250.5	16:27:25.674	27		1:57.501 P	30.917	42.722	43.862	252.9	16:32:20.805
28		1:48.553	31.836	43.176	33.541	249.4	16:29:14.227								
29		1:48.226	32.125	43.645	32.456	248.2	16:31:02.453								
30		1:57.980 P	31.953	44.414	41.613	248.8	16:33:00.433								





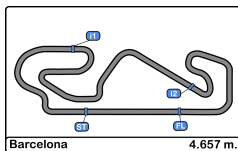
**Circuit de Barcelona**  
**International GT Open**  
**Private test 2**  
**Lap Analysis**



16						17									
PROAM			Allam Khodair			AF Corse			PRO			Team Motopark			
Lap	D	Time	Sector 1	Sector 2	Sector 3	T. Spd	Elapsed	Lap	D	Time	Sector 1	Sector 2	Sector 3	T. Spd	Elapsed
1		15:32:11.434	15:30:55.182	43.915	32.337	131.7	15:32:11.434	1		15:33:38.479	15:32:25.598	42.111	30.770	178.8	15:33:38.479
2		1:46.603	31.646	42.303	32.654	252.9	15:33:58.037	2		1:43.038	30.979	41.466	30.593	253.5	15:35:21.517
3		1:45.179	31.049	42.173	31.957	255.3	15:35:43.216	3		1:52.908	30.743	51.523	30.642	255.9	15:37:14.425
4		1:46.208	31.448	42.423	32.337	255.9	15:37:29.424	4		1:42.537	30.731	41.323	30.483	254.1	15:38:56.962
5		1:47.107	32.546	42.411	32.150	217.3	15:39:16.531	5		1:42.951	30.587	41.772	30.592	252.3	15:40:39.913
6		1:45.357	31.098	42.256	32.003	254.7	15:41:01.888	6		1:55.727 P	30.789	41.567	43.371	252.3	15:42:35.640
7		1:48.335	32.588	43.374	32.373	255.3	15:42:50.223	7		10:46.684	9:27.534	45.590	33.560	178.5	15:53:22.324
8		1:45.595	31.511	42.400	31.684	252.9	15:44:35.818	8		1:43.151	30.772	41.741	30.638	248.8	15:55:05.475
9		1:54.820 P	31.720	42.844	40.256	254.7	15:46:30.638	9		1:43.302	30.664	41.677	30.961	253.5	15:56:48.777
10		3:02.217	1:47.603	43.124	31.490	178.2	15:49:32.855	10		1:43.144	30.806	41.511	30.827	252.9	15:58:31.921
11		1:44.858	30.866	42.242	31.750	255.3	15:51:17.713	11		1:48.180 P	30.813	41.546	35.821	254.7	16:00:20.101
12		1:45.091	30.934	42.467	31.690	254.1	15:53:02.804	12		5:18.264	4:03.330	42.600	32.334	181.8	16:05:38.365
13		1:45.013	30.967	42.144	31.902	254.1	15:54:47.817	13		1:43.889	30.823	42.017	31.049	254.1	16:07:22.254
14		1:47.277	31.916	43.097	32.264	252.9	15:56:35.094	14		1:44.151	30.753	42.175	31.223	253.5	16:09:06.405
15		1:44.931	31.000	42.256	31.675	252.3	15:58:20.025	15		1:43.894	30.841	42.098	30.955	252.9	16:10:50.299
16		1:55.354 P	31.050	42.093	42.211	253.5	16:00:15.379	16		1:44.019	31.195	41.868	30.956	254.1	16:12:34.318
17		4:20.072	2:49.107	58.016	32.949	96.0	16:04:35.451	17		1:49.895 P	31.029	42.125	36.741	253.5	16:14:24.213
18		1:43.263	30.655	41.542	31.066	255.9	16:06:18.714	18		2:59.986	1:42.152	42.104	35.730	181.8	16:17:24.199
19		1:51.329	30.780	47.995	32.554	256.5	16:08:10.043	19		1:51.548 P	32.016	42.044	37.488	244.3	16:19:15.747
20		1:46.487	30.742	41.536	34.209	255.3	16:09:56.530	20		6:18.569	5:04.552	43.015	31.002	177.3	16:25:34.316
21		1:58.912 P	30.677	44.940	43.295	255.3	16:11:55.442	21		1:41.586	30.334	41.172	30.080	252.3	16:27:15.902
22		4:50.621	3:36.025	42.685	31.911	166.6	16:16:46.063	22		1:47.543	30.259	46.509	30.775	254.7	16:29:03.445
23		1:43.299	30.772	41.552	30.975	254.7	16:18:29.362	23			30.261				254.7
24		1:43.189	30.733	41.427	31.029	254.7	16:20:12.551								
25		1:50.294 P	30.749	42.229	37.316	257.7	16:22:02.845								
26		3:00.905	1:47.896	42.057	30.952	159.0	16:25:03.750								
27		1:42.060	30.277	41.213	30.570	255.9	16:26:45.810								
28		1:41.736	30.062	41.003	30.671	257.7	16:28:27.546								
29		1:42.693	30.048	42.198	30.447	257.7	16:30:10.239								
30		1:55.052 P	30.290	41.592	43.170	257.7	16:32:05.291								





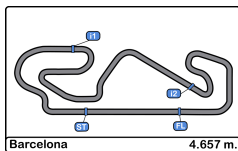


**Circuit de Barcelona**  
**International GT Open**  
**Private test 2**  
**Lap Analysis**



19 Marzio Moretti							20 Dominik Baumann									
Lamborghini Huracan GT3 EVO2							Mercedes AMG GT3 EVO									
PRO			Artëm Petrov				Oregon Team			PRO			Mikaeel Pitamber			
Lap	D	Time	Sector 1	Sector 2	Sector 3	T. Spd	Elapsed	Lap	D	Time	Sector 1	Sector 2	Sector 3	T. Spd	Elapsed	
1		15:32:04.559 P	15:30:40.201	43.502	40.856	172.8	15:32:04.559	1		15:32:05.430	15:30:51.946	42.647	30.837	117.5	15:32:05.430	
2		2:10.795 P	51.164	42.627	37.004	175.3	15:34:15.354	2		1:43.435	31.009	41.733	30.693	251.7	15:33:48.865	
3		2:36.325	1:22.121	43.099	31.105	175.8	15:36:51.679	3		1:43.740	31.176	41.971	30.593	253.5	15:35:32.605	
4		1:44.404	30.924	42.566	30.914	251.1	15:38:36.083	4		1:48.859 P	30.655	41.561	36.643	254.1	15:37:21.464	
5		<b>1:43.334</b>	30.933	41.783	<b>30.618</b>	250.0	15:40:19.417	5		2:54.640	1:40.259	42.538	31.843	180.6	15:40:16.104	
6		1:50.725	31.186	45.627	33.912	250.0	15:42:10.142	6		1:45.602	31.588	42.299	31.715	252.3	15:42:01.706	
7		1:50.275 P	31.152	41.961	37.162	248.2	15:44:00.417	7		1:44.710	31.066	42.275	31.369	252.3	15:43:46.416	
8		4:12.244	2:58.265	42.643	31.336	173.9	15:48:12.661	8		1:47.101	31.133	44.038	31.930	252.9	15:45:33.517	
9		1:45.222	32.129	42.426	30.667	248.8	15:49:57.883	9		1:44.945	31.330	42.390	31.225	251.7	15:47:18.462	
10		1:44.219	31.054	42.010	31.155	248.8	15:51:42.102	10		1:44.678	31.113	42.086	31.479	252.9	15:49:03.140	
11		1:45.365	31.377	42.675	31.313	249.4	15:53:27.467	11		1:52.137 P	31.558	42.944	37.635	252.3	15:50:55.277	
12		1:44.688	31.149	42.154	31.385	249.4	15:55:12.155	12		4:38.052	3:21.920	42.286	33.846	179.7	15:55:33.329	
13		1:45.170	31.151	42.453	31.566	248.8	15:56:57.325	13		1:43.216	30.877	41.622	30.717	250.0	15:57:16.545	
14		1:45.720	31.401	42.756	31.563	249.4	15:58:43.045	14		1:43.145	30.796	41.708	30.641	252.3	15:58:59.690	
15		1:46.428	31.829	42.884	31.715	249.4	16:00:29.473	15		<b>1:42.824</b>	<b>30.582</b>	41.811	<b>30.431</b>	253.5	16:00:42.514	
16		1:49.873 P	31.062	42.343	36.468	248.8	16:02:19.346	16		1:42.993	30.796	41.592	30.605	253.5	16:02:25.507	
17		3:08.662	1:52.892	43.677	32.093	176.1	16:05:28.008	17		1:52.187 P	30.918	42.001	39.268	253.5	16:04:17.694	
18		1:45.875	31.479	42.569	31.827	249.4	16:07:13.883	18		4:01.558	2:38.067	43.867	39.624	164.6	16:08:19.252	
19		1:46.444	31.502	42.883	32.059	250.0	16:09:00.327	19		1:47.797	30.812	41.509	35.476	252.9	16:10:07.049	
20		1:52.050 P	31.356	42.891	37.803	250.5	16:10:52.377	20		1:43.126	30.706	41.479	30.941	253.5	16:11:50.175	
21		4:41.074	3:21.172	47.115	32.787	151.6	16:15:33.451	21		1:42.937	30.746	<b>41.452</b>	30.739	254.1	16:13:33.112	
22		1:43.368	30.868	<b>41.623</b>	30.877	247.1	16:17:16.819	22		1:49.429 P	30.917	41.789	36.723	251.1	16:15:22.541	
23		1:43.609	<b>30.708</b>	41.945	30.956	250.5	16:19:00.428	23		4:13.662	2:59.119	42.588	31.955	180.3	16:19:36.203	
24		1:50.943	33.550	46.456	30.937	250.0	16:20:51.371	24		1:44.381	31.168	42.080	31.133	250.5	16:21:20.584	
25		1:56.916 P	30.734	45.873	40.309	249.4	16:22:48.287	25		1:51.987	31.184	42.359	38.444	252.3	16:23:12.571	
26		3:07.708	1:47.765	48.857	31.086	138.2	16:25:55.995	26		1:44.812	31.351	42.100	31.361	253.5	16:24:57.383	
27		1:44.118	31.160	41.996	30.962	249.4	16:27:40.113	27		1:44.141	30.914	41.933	31.294	253.5	16:26:41.524	
28		1:44.121	30.967	42.031	31.123	250.5	16:29:24.234	28		1:49.227	31.166	42.960	35.101	254.1	16:28:30.751	
29		1:45.826	31.001	42.905	31.920	249.4	16:31:10.060	29		1:44.799	31.174	42.055	31.570	253.5	16:30:15.550	
30		1:55.171 P	31.102	42.181	41.888	249.4	16:33:05.231	30		1:59.601 P	34.199	43.625	41.777	194.9	16:32:15.151	





**Circuit de Barcelona  
International GT Open  
Private test 2  
Lap Analysis**



**23** Thor Haugen Ferrari 488 GT3 2020 **25** Alessandro Cozzi Ferrari 296 GT3

PROAM Paolo Ruberti Pellin Racing PROAM Giorgio Sernagiotto AF Corse

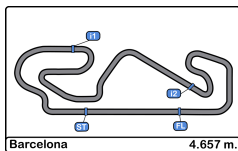
Lap	D	Time	Sector 1	Sector 2	Sector 3	T. Spd	Elapsed	Lap	D	Time	Sector 1	Sector 2	Sector 3	T. Spd	Elapsed
1		15:32:24.072	15:31:05.350	45.419	33.303	159.2	15:32:24.072	1		15:32:16.887	15:30:59.651	43.664	33.572	177.0	15:32:16.887
2		1:50.183	33.025	44.129	33.029	248.8	15:34:14.255	2		1:46.567	31.791	42.969	31.807	255.3	15:34:03.454
3		1:50.263	32.608	44.796	32.859	242.1	15:36:04.518	3		1:45.889	31.367	42.876	31.646	255.3	15:35:49.343
4		1:50.398	32.201	44.962	33.235	250.5	15:37:54.916	4		1:45.805	31.211	42.593	32.001	255.9	15:37:35.148
5		1:52.394	32.662	45.444	34.288	251.1	15:39:47.310	5		1:51.242 P	31.222	42.660	37.360	254.1	15:39:26.390
6		1:51.319	32.681	44.994	33.644	251.1	15:41:38.629	6		3:27.382	2:08.711	45.817	32.854	172.2	15:42:53.772
7		1:52.713	33.667	45.085	33.961	245.4	15:43:31.342	7		1:44.751	31.172	42.095	31.484	253.5	15:44:38.523
8		2:02.288 P	33.054	45.784	43.450	250.5	15:45:33.630	8		1:45.633	31.316	42.463	31.854	255.3	15:46:24.156
9		5:22.991	4:05.214	44.443	33.334	173.9	15:50:56.621	9		1:45.340	31.095	42.668	31.577	255.9	15:48:09.496
10		1:50.366	32.688	44.556	33.122	250.0	15:52:46.987	10		1:44.059	30.954	42.087	31.018	256.5	15:49:53.555
11		1:50.572	32.742	45.164	32.666	251.7	15:54:37.559	11		1:44.471	30.961	41.952	31.558	255.3	15:51:38.026
12		1:48.928	32.183	44.209	32.536	252.9	15:56:26.487	12		1:51.936	32.330	46.470	33.136	256.5	15:53:29.962
13		1:48.879	32.394	43.590	32.895	252.9	15:58:15.366	13		1:44.650	31.016	42.216	31.418	255.9	15:55:14.612
14		1:58.351 P	32.718	44.263	41.370	253.5	16:00:13.717	14		1:44.581	30.984	41.902	31.695	255.3	15:56:59.193
15		8:40.988	7:25.925	42.810	32.253	179.1	16:08:54.705	15		1:52.147 P	31.573	43.896	36.678	257.1	15:58:51.340
16		1:44.123	31.040	41.875	31.208	254.7	16:10:38.828	16		3:41.778	2:26.051	43.910	31.817	175.8	16:02:33.118
17		1:44.214	30.983	41.874	31.357	254.7	16:12:23.042	17		1:53.785	34.404	44.844	34.537	221.3	16:04:26.903
18		1:46.039	31.058	43.400	31.581	255.9	16:14:09.081	18		1:47.032	30.844	42.907	33.281	255.9	16:06:13.935
19		1:44.456	30.891	42.065	31.500	252.9	16:15:53.537	19		1:44.753	31.357	42.244	31.152	254.1	16:07:58.688
20		1:57.067 P	30.975	42.251	43.841	255.3	16:17:50.604	20		1:44.350	30.782	42.087	31.481	257.1	16:09:43.038
21		6:10.201	4:56.822	42.224	31.155	180.3	16:24:00.805	21		1:44.804	30.884	41.822	32.098	256.5	16:11:27.842
22		1:43.920	30.756	41.908	31.256	253.5	16:25:44.725	22		2:00.048 P	31.110	42.119	46.819	254.1	16:13:27.890
23		1:43.792	30.823	41.908	31.061	254.1	16:27:28.517	23		3:55.570	2:31.095	45.559	38.916	170.0	16:17:23.460
24		1:55.175 P	30.773	42.060	42.342	255.3	16:29:23.692	24		1:46.825	30.775	41.770	34.280	252.3	16:19:10.285

**24** Andrey Borodin McLaren 720s GT3 Evo **25** 1:43.114 30.756 41.444 30.914 253.5 16:20:53.399

PROAM Oliver Webb Greystone GT **26** 1:51.143 30.510 44.578 36.055 255.9 16:22:44.542

Lap	D	Time	Sector 1	Sector 2	Sector 3	T. Spd	Elapsed	Lap	D	Time	Sector 1	Sector 2	Sector 3	T. Spd	Elapsed
1		15:32:16.108	15:30:57.635	43.574	34.899	117.9	15:32:16.108	27		1:43.197	30.771	41.554	30.872	253.5	16:24:27.739
2		1:51.103	34.286	43.311	33.506	243.2	15:34:07.211	28		2:02.779 P	31.556	43.912	47.311	253.5	16:26:30.518
3		1:44.869	31.577	42.009	31.283	250.5	15:35:52.080								
4		1:43.590	30.855	41.701	31.034	253.5	15:37:35.670								
5		1:48.029	31.209	42.849	33.971	254.7	15:39:23.699								
6		1:43.522	31.055	41.757	30.710	251.7	15:41:07.221								
7		1:52.774 P	31.690	42.921	38.163	252.9	15:42:59.995								
8		8:03.052 P	6:26.200	55.058	41.794	159.7	15:51:03.047								





Circuit de Barcelona  
International GT Open  
Private test 2  
Lap Analysis



27

Marco Pulcini

Ferrari 296 GT3

33

Dean Macdonald

McLaren 720s GT3 Evo

PROAM

Eddie Cheever

Spirit of Race

PRO

James Kell

Greystone GT

Lap	D	Time	Sector 1	Sector 2	Sector 3	T. Spd	Elapsed	Lap	D	Time	Sector 1	Sector 2	Sector 3	T. Spd	Elapsed
1		15:32:13.063	15:30:56.822	42.772	33.469	155.1	15:32:13.063	1		15:32:50.257	15:31:35.693	42.973	31.591	175.6	15:32:50.257
2		1:44.119	30.981	41.834	31.304	254.1	15:33:57.182	2		1:45.595	31.597	42.625	31.373	251.7	15:34:35.852
3		1:43.509	30.696	41.706	31.107	253.5	15:35:40.691	3		1:44.332	31.150	42.194	30.988	252.9	15:36:20.184
4		1:42.993	30.596	41.566	30.831	255.9	15:37:23.684	4		1:44.179	30.757	42.143	31.279	255.3	15:38:04.363
5		1:45.504	30.595	41.600	33.309	254.7	15:39:09.188	5		1:44.821	30.910	42.562	31.349	256.5	15:39:49.184
6		1:45.724	30.779	42.803	32.142	252.3	15:40:54.912	6		1:54.658 P	31.112	42.951	40.595	255.3	15:41:43.842
7		1:43.476	30.693	41.712	31.071	252.9	15:42:38.388	7		7:58.572	6:43.633	42.680	32.259	179.7	15:49:42.414
8		1:52.400 P	31.015	42.593	38.792	252.9	15:44:30.788	8		1:44.680	30.905	42.448	31.327	255.3	15:51:27.094
9		3:46.124	2:32.334	42.123	31.667	172.2	15:48:16.912	9		1:44.489	31.093	42.187	31.209	252.9	15:53:11.583
10		1:50.960 P	31.072	42.970	36.918	255.3	15:50:07.872	10		1:44.212	30.776	42.005	31.431	254.1	15:54:55.795
11		2:46.582	1:27.898	46.114	32.570	178.2	15:52:54.454	11		1:54.374 P	32.817	42.623	38.934	197.4	15:56:50.169
12		1:44.108	30.533	41.972	31.603	254.7	15:54:38.562	12		3:05.182	1:50.188	43.171	31.823	151.2	15:59:55.351
13		1:46.374	31.364	43.523	31.487	255.9	15:56:24.936	13		1:42.617	30.537	41.379	30.701	256.5	16:01:37.968
14		1:52.692 P	30.705	41.747	40.240	254.1	15:58:17.628	14		1:49.953	32.085	45.029	32.839	231.7	16:03:27.921
15		6:05.969	4:50.389	43.212	32.368	174.1	16:04:23.597	15		1:42.249	30.496	41.189	30.564	255.9	16:05:10.170
16		1:51.763	31.620	45.492	34.651	251.1	16:06:15.360	16		1:45.225	31.525	42.474	31.226	255.9	16:06:55.395
17		1:46.126	31.581	42.669	31.876	251.7	16:08:01.486	17		1:53.135 P	30.510	41.695	40.930	256.5	16:08:48.530
18		1:49.319	31.307	44.830	33.182	253.5	16:09:50.805	18		5:48.156	4:32.870	43.355	31.931	132.0	16:14:36.686
19		1:47.212	31.614	43.454	32.144	253.5	16:11:38.017	19		1:42.527	30.538	41.429	30.560	254.1	16:16:19.213
20		1:55.864 P	31.630	43.144	41.090	252.9	16:13:33.881	20		1:41.954	30.382	41.301	30.271	255.9	16:18:01.167
21		4:39.251	3:23.761	43.229	32.261	176.4	16:18:13.132	21		1:46.802	30.622	43.263	32.917	255.9	16:19:47.969
22		1:50.950	32.711	45.197	33.042	252.3	16:20:04.082	22		1:50.702 P	30.476	41.321	38.905	253.5	16:21:38.671
23		1:43.999	31.194	41.728	31.077	251.1	16:21:48.081	23		2:53.613	1:41.064	41.861	30.688	183.0	16:24:32.284
24		1:50.405 P	30.879	41.981	37.545	252.9	16:23:38.486	24		1:42.506	30.355	41.306	30.845	256.5	16:26:14.790
25		3:05.651	1:52.182	41.763	31.706	178.2	16:26:44.137	25		1:42.085	30.295	41.313	30.477	256.5	16:27:56.875
26		1:42.117	30.297	41.198	30.622	255.3	16:28:26.254	26		1:43.119	30.788	41.717	30.614	256.5	16:29:39.994
27		1:41.962	30.388	41.069	30.505	255.9	16:30:08.216	27		1:42.758	30.418	41.386	30.954	256.5	16:31:22.752
28		1:53.491 P	31.211	42.448	39.832	255.9	16:32:01.707	28		1:57.897 P	31.164	42.114	44.619	254.7	16:33:20.649

42

Mark Wallenwein

Lamborghini Huracan GT3 EVO2

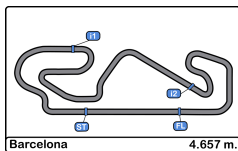
PROAM

Maciej Blazek

Leipert Motorsport

Lap	D	Time	Sector 1	Sector 2	Sector 3	T. Spd	Elapsed
1		15:47:38.147	15:46:22.175	43.901	32.071	151.6	15:47:38.147
2		1:46.662	31.460	43.114	32.088	248.2	15:49:24.809
3		1:47.906	31.866	43.446	32.594	248.8	15:51:12.715
4		1:47.312	32.043	43.076	32.193	247.7	15:53:00.027
5		1:47.323	31.745	43.493	32.085	247.7	15:54:47.350
6		1:51.531	33.777	45.077	32.677	246.5	15:56:38.881
7		2:01.550 P	32.184	44.655	44.711	248.8	15:58:40.431
8		7:13.230	5:57.740	43.393	32.097	176.1	16:05:53.661
9		1:46.360	31.697	42.857	31.806	247.1	16:07:40.021
10		1:46.801	31.565	43.078	32.158	248.8	16:09:26.822
11		1:46.562	31.549	43.096	31.917	250.5	16:11:13.384
12		1:49.058	31.640	44.724	32.694	249.4	16:13:02.442
13		1:46.713	31.956	42.902	31.855	246.0	16:14:49.155
14		1:54.968 P	31.770	43.026	40.172	247.7	16:16:44.123
15		3:10.297	1:54.414	43.869	32.014	175.6	16:19:54.420
16		1:46.119	31.644	42.525	31.950	249.4	16:21:40.539
17		1:49.391	31.255	44.956	33.180	248.2	16:23:29.930
18		1:47.451	31.593	43.428	32.430	248.2	16:25:17.381
19		1:47.080	31.619	43.647	31.814	248.2	16:27:04.461
20		1:45.693	31.510	42.563	31.620	248.8	16:28:50.154
21		1:46.206	31.381	43.073	31.752	250.5	16:30:36.360
22		1:57.255 P	31.347	43.544	42.364	251.1	16:32:33.615



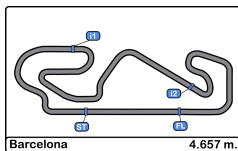


**Circuit de Barcelona**  
**International GT Open**  
**Private test 2**  
**Lap Analysis**



51 Nicola Marinangeli						54 Dexter Müller									
PRO Vincent Abril						Mercedes AMG GT3 EVO									
Spirit of Race						PROAM Yannick Mettler									
Circuit de Barcelona						CBRX by SPS									
Lap	D	Time	Sector 1	Sector 2	Sector 3	T. Spd	Elapsed	Lap	D	Time	Sector 1	Sector 2	Sector 3	T. Spd	Elapsed
1		15:33:16.670	15:32:00.219	42.655	33.796	173.0	15:33:16.670	1		15:32:41.007	15:31:23.114	44.456	33.437	171.1	15:32:41.007
2		1:42.963	30.768	41.516	30.679	252.9	15:34:59.633	2		1:42.530	30.700	41.267	30.563	252.3	15:34:23.537
3		1:43.304	30.637	41.709	30.958	256.5	15:36:42.937	3		1:50.460	30.412	46.531	33.517	254.1	15:36:13.997
4		1:43.295	30.748	41.714	30.833	256.5	15:38:26.232	4		1:54.121 P	30.472	41.189	42.460	253.5	15:38:08.118
5		1:48.184 P	30.759	41.812	35.613	255.9	15:40:14.416	5		3:57.732	2:40.228	42.158	35.346	177.6	15:42:05.850
6		4:03.825	2:50.806	42.484	30.535	175.8	15:44:18.241	6		1:42.600	30.658	41.292	30.650	252.9	15:43:48.450
7		1:41.583	30.389	40.999	30.195	255.3	15:45:59.824	7		1:51.989 P	30.599	41.645	39.745	254.1	15:45:40.439
8		1:46.381	31.867	43.127	31.387	256.5	15:47:46.205	8		4:26.488	3:06.732	45.147	34.609	136.0	15:50:06.927
9		1:41.766	30.263	41.160	30.343	254.7	15:49:27.971	9		1:52.040	32.747	45.415	33.878	251.1	15:51:58.967
10		1:47.695 P	30.187	41.893	35.615	255.9	15:51:15.666	10		1:50.073	32.742	44.221	33.110	248.8	15:53:49.040
11		3:13.657	1:53.820	43.846	35.991	172.8	15:54:29.323	11		1:48.461	32.042	43.358	33.061	248.8	15:55:37.501
12		1:47.154	30.911	41.770	34.473	254.1	15:56:16.477	12		1:48.326	32.458	43.164	32.704	248.2	15:57:25.827
13		1:43.550	30.821	41.561	31.168	254.7	15:58:00.027	13		1:48.374	31.875	44.008	32.491	250.0	15:59:14.201
14		1:42.869	30.636	41.407	30.826	257.1	15:59:42.896	14		1:46.690	31.851	42.670	32.169	250.5	16:01:00.891
15		1:43.098	30.685	41.425	30.988	257.1	16:01:25.994	15		1:50.037	32.193	43.655	34.189	251.7	16:02:50.928
16		1:43.283	30.742	41.544	30.997	257.1	16:03:09.277	16		1:56.613 P	32.051	44.445	40.117	251.7	16:04:47.541
17		1:45.778	30.758	42.197	32.823	258.9	16:04:55.055	17		5:14.096	3:59.630	42.563	31.903	119.7	16:10:01.637
18		1:43.007	30.607	41.506	30.894	255.3	16:06:38.062	18		1:46.337	31.665	42.472	32.200	250.5	16:11:47.974
19		1:42.757	30.537	41.464	30.756	254.7	16:08:20.819	19		1:48.510	31.595	44.057	32.858	249.4	16:13:36.484
20		1:49.713 P	30.592	41.936	37.185	257.7	16:10:10.532	20		1:50.252	33.438	44.315	32.499	248.2	16:15:26.736
21		8:36.548	7:17.791	43.558	35.199	176.7	16:18:47.080	21		1:46.590	31.695	42.841	32.054	250.5	16:17:13.326
22		1:44.814	30.734	41.624	32.456	252.9	16:20:31.894	22		1:46.293	31.686	42.677	31.930	250.5	16:18:59.619
23		1:42.395	30.572	41.115	30.708	254.1	16:22:14.289	23		1:45.734	31.411	42.555	31.768	250.5	16:20:45.353
24		1:42.312	30.341	41.182	30.789	254.1	16:23:56.601	24		1:52.731 P	31.507	42.476	38.748	251.7	16:22:38.084
25		1:50.071 P	30.467	42.715	36.889	254.1	16:25:46.672	25		3:46.152	2:33.101	41.829	31.222	178.2	16:26:24.236
26		3:04.539	1:52.077	41.564	30.898	176.7	16:28:51.211	26		1:43.491	30.753	41.635	31.103	252.9	16:28:07.727
27		1:42.670	30.570	41.303	30.797	255.9	16:30:33.881	27		1:43.228	30.668	41.583	30.977	253.5	16:29:50.955
28		1:57.408 P	30.502	44.224	42.682	255.9	16:32:31.289	28		1:43.450	30.672	41.875	30.903	253.5	16:31:34.405
								29		1:54.454 P	30.929	41.614	41.911	253.5	16:33:28.859





**Circuit de Barcelona**  
**International GT Open**  
**Private test 2**  
**Lap Analysis**

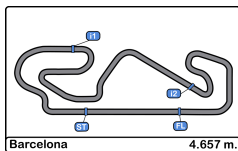


**55** Laurent De Meeus Ferrari 296 GT3 **63** Alberto Di Folco Lamborghini Huracan GT3 EVO2

PROAM Jamie Stanley AF Corse PRO Leonardo Pulcini Oregon Team

Lap	D	Time	Sector 1	Sector 2	Sector 3	T. Spd	Elapsed	Lap	D	Time	Sector 1	Sector 2	Sector 3	T. Spd	Elapsed
1		15:33:01.425	15:31:45.339	42.312	33.774	173.9	15:33:01.425	1		15:32:15.730	15:30:56.608	42.719	36.403	138.6	15:32:15.730
2		1:43.795	30.912	41.857	31.026	254.1	15:34:45.220	2		1:44.188	31.255	41.936	30.997	249.4	15:33:59.918
3		1:46.387	30.826	42.901	32.660	254.7	15:36:31.607	3		1:43.724	30.907	41.589	31.228	251.7	15:35:43.642
4		1:44.124	30.743	41.966	31.415	254.7	15:38:15.731	4		1:46.113	31.252	42.573	32.288	254.7	15:37:29.755
5		1:53.381	31.590	48.548	33.243	254.1	15:40:09.112	5		1:44.933	31.253	42.296	31.384	252.9	15:39:14.688
6		1:50.087	30.895	42.796	36.396	254.7	15:41:59.199	6		1:44.352	30.986	42.155	31.211	252.9	15:40:59.040
7		1:49.858 P	30.970	41.982	36.906	254.1	15:43:49.057	7		1:44.606	31.019	42.167	31.420	251.7	15:42:43.646
8		5:59.015	4:39.528	45.834	33.653	119.2	15:49:48.072	8		1:46.689	31.203	42.128	33.358	251.1	15:44:30.335
9		1:49.306	32.754	43.850	32.702	252.3	15:51:37.378	9		1:45.244	31.023	42.638	31.583	251.7	15:46:15.579
10		1:46.954	31.760	43.006	32.188	252.9	15:53:24.332	10		1:44.593	30.997	42.113	31.483	252.3	15:48:00.172
11		1:45.889	31.406	42.819	31.664	254.1	15:55:10.221	11		1:45.007	31.111	42.407	31.489	252.3	15:49:45.179
12		1:46.149	31.451	42.687	32.011	254.7	15:56:56.370	12		1:50.838 P	31.089	42.409	37.340	251.7	15:51:36.017
13		1:46.189	31.585	42.830	31.774	252.3	15:58:42.559	13		3:32.829	2:15.773	45.155	31.901	175.6	15:55:08.846
14		1:53.391 P	31.819	43.045	38.527	252.9	16:00:35.950	14		1:49.957	31.447	43.272	35.238	250.0	15:56:58.803
15		3:54.447	2:37.735	43.719	32.993	164.1	16:04:30.397	15		1:45.851	31.550	42.715	31.586	251.7	15:58:44.654
16		1:45.935	30.912	42.199	32.824	254.1	16:06:16.332	16		1:48.620	31.422	42.705	34.493	252.9	16:00:33.274
17		1:45.704	31.473	42.595	31.636	254.1	16:08:02.036	17		1:49.742	31.408	43.691	34.643	251.1	16:02:23.016
18		1:46.985	31.227	43.324	32.434	256.5	16:09:49.021	18		1:52.231 P	31.462	42.621	38.148	250.5	16:04:15.247
19		1:44.767	31.120	42.008	31.639	254.7	16:11:33.788	19		5:01.695	3:42.881	42.082	36.732	174.4	16:09:16.942
20		1:45.576	31.042	42.565	31.969	252.9	16:13:19.364	20		1:42.721	30.683	41.458	30.580	251.1	16:10:59.663
21		1:54.299	31.383	42.733	40.183	251.7	16:15:13.663	21		1:47.177	30.743	41.510	34.924	252.3	16:12:46.840
22		1:48.836	32.089	44.354	32.393	251.1	16:17:02.499	22		1:45.756	30.988	42.963	31.805	248.2	16:14:32.596
23		1:45.368	30.930	42.247	32.191	254.1	16:18:47.867	23		1:44.076	30.986	41.901	31.189	251.7	16:16:16.672
24		1:59.113 P	31.926	43.947	43.240	254.7	16:20:46.980	24		1:43.609	30.884	41.717	31.008	251.7	16:18:00.281
25		3:21.112	2:06.210	43.078	31.824	173.9	16:24:08.092	25		1:51.813 P	30.871	42.252	38.690	252.9	16:19:52.094
26		1:42.769	30.546	41.404	30.819	255.3	16:25:50.861	26		3:08.370	1:51.541	45.186	31.643	176.7	16:23:00.464
27		1:47.066	30.608	42.769	33.689	254.7	16:27:37.927	27		1:47.569	30.944	42.041	34.584	250.0	16:24:48.033
28		1:43.556	30.534	41.819	31.203	255.3	16:29:21.483	28		1:43.807	31.017	41.746	31.044	250.5	16:26:31.840
29		1:52.601 P	30.735	43.391	38.475	255.3	16:31:14.084	29		1:46.014	31.008	41.955	33.051	252.9	16:28:17.854
								30		1:43.953	31.013	41.897	31.043	252.3	16:30:01.807
								31		1:44.539	30.988	42.097	31.454	252.3	16:31:46.346
								32		1:49.346 P	31.006	41.992	36.348	251.1	16:33:35.692





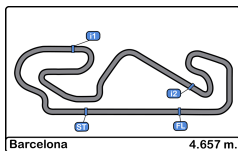
**Circuit de Barcelona**  
**International GT Open**  
**Private test 2**  
**Lap Analysis**



65 Heiko Neumann Mercedes AMG GT3 EVO							66 Stewart Proctor McLaren 720S GT3									
AM			Timo Rumpfkeil				Team Motopark			PROAM			Lewis Proctor Greystone GT			
Lap	D	Time	Sector 1	Sector 2	Sector 3	T. Spd	Elapsed	Lap	D	Time	Sector 1	Sector 2	Sector 3	T. Spd	Elapsed	
1		15:32:02.233	15:30:45.478	44.624	32.131	143.2	15:32:02.233	1		15:32:26.139	15:31:08.013	45.125	33.001	166.6	15:32:26.139	
2		1:46.134	31.778	42.743	31.613	249.4	15:33:48.367	2		1:51.628	32.873	44.133	34.622	249.4	15:34:17.767	
3		1:46.419	31.573	43.293	31.553	250.5	15:35:34.786	3		1:50.427	32.476	44.995	32.956	249.4	15:36:08.194	
4		1:44.790	31.137	42.288	31.365	252.3	15:37:19.576	4		1:49.332	32.154	43.433	33.745	252.3	15:37:57.526	
5		1:51.398 P	30.950	42.041	38.407	252.3	15:39:10.974	5		1:48.960	32.015	43.797	33.148	253.5	15:39:46.486	
6		3:47.814	2:25.126	46.686	36.002	165.6	15:42:58.788	6		1:48.899	32.651	43.412	32.836	250.5	15:41:35.385	
7		1:45.030	31.773	42.312	30.945	250.0	15:44:43.818	7		1:58.280 P	32.232	43.188	42.860	250.5	15:43:33.665	
8		1:44.656	30.786	42.582	31.288	252.3	15:46:28.474	8		3:53.855	2:39.158	42.731	31.966	169.5	15:47:27.520	
9		1:44.830	30.961	42.436	31.433	254.1	15:48:13.304	9		1:47.108	32.544	42.531	32.033	250.5	15:49:14.628	
10		1:48.667	31.943	42.812	33.912	253.5	15:50:01.971	10		1:45.704	31.485	42.638	31.581	251.1	15:51:00.332	
11		1:43.930	31.079	41.960	30.891	250.5	15:51:45.901	11		1:47.393	32.604	42.583	32.206	252.3	15:52:47.725	
12		1:50.948 P	30.901	42.321	37.726	252.3	15:53:36.849	12		1:46.645	31.759	42.901	31.985	252.9	15:54:34.370	
13		6:25.410	5:09.921	43.290	32.199	155.8	16:00:02.259	13		1:45.015	31.279	42.091	31.645	251.7	15:56:19.385	
14		1:43.858	31.039	41.915	30.904	251.1	16:01:46.117	14		1:46.403	31.578	42.875	31.950	253.5	15:58:05.788	
15		1:44.444	30.891	41.968	31.585	254.1	16:03:30.561	15		1:44.863	31.234	42.193	31.436	253.5	15:59:50.651	
16		1:45.233	31.377	42.605	31.251	253.5	16:05:15.794	16		1:44.390	31.112	41.890	31.388	252.9	16:01:35.041	
17		1:44.370	30.761	41.731	31.878	252.3	16:07:00.164	17		1:53.765 P	31.246	42.526	39.993	252.9	16:03:28.806	
18		1:44.073	30.864	41.808	31.401	252.3	16:08:44.237	18		3:14.213	2:00.979	42.305	30.929	178.8	16:06:43.019	
19		1:51.504 P	30.853	42.013	38.638	254.1	16:10:35.741	19		1:42.140	30.472	41.346	30.322	254.1	16:08:25.159	
20		8:03.732	6:49.973	42.514	31.245	180.0	16:18:39.473	20		1:42.231	30.223	41.322	30.686	255.9	16:10:07.390	
21		1:44.188	31.057	42.044	31.087	250.5	16:20:23.661	21		1:46.353	31.340	41.701	33.312	255.3	16:11:53.743	
22		1:44.134	30.859	42.054	31.221	250.5	16:22:07.795	22		1:43.338	30.552	41.540	31.246	254.7	16:13:37.081	
23		1:44.229	31.018	41.856	31.355	251.7	16:23:52.024	23		1:44.454	31.205	41.512	31.737	252.9	16:15:21.535	
24		1:44.442	30.927	41.932	31.583	251.1	16:25:36.466	24		1:50.223 P	30.528	41.564	38.131	252.9	16:17:11.758	
25		1:43.951	30.970	41.887	31.094	252.3	16:27:20.417	25		2:55.873	1:40.684	42.965	32.224	178.8	16:20:07.631	
26		1:44.044	30.777	41.997	31.270	252.3	16:29:04.461	26		1:43.384	30.872	41.730	30.782	253.5	16:21:51.015	
27		1:43.991	30.834	41.928	31.229	252.3	16:30:48.452	27		1:43.333	30.728	41.628	30.977	253.5	16:23:34.348	
28		2:10.775 P	31.478	49.078	50.219	251.1	16:32:59.227	28		1:48.371 P	30.761	41.875	35.735	254.1	16:25:22.719	
								29		2:48.255	1:34.430	41.841	31.984	179.1	16:28:10.974	
								30		1:42.948	30.542	41.523	30.883	256.5	16:29:53.922	
								31		1:43.395	30.808	41.822	30.765	255.9	16:31:37.317	
								32		1:55.584 P	32.423	42.967	40.194	255.9	16:33:32.901	

69 Michael Blanchemain Mercedes AMG GT3 EVO							
PROAM			Jim Pla Scuderia Villorba Corse				
Lap	D	Time	Sector 1	Sector 2	Sector 3	T. Spd	Elapsed
1		15:32:31.100	15:31:13.500	44.728	32.872	172.8	15:32:31.100
2		1:49.403	32.188	43.968	33.247	250.0	15:34:20.503
3		1:47.973	32.091	43.644	32.238	249.4	15:36:08.476
4		1:47.839	32.163	43.579	32.097	252.3	15:37:56.315
5		1:47.597	31.649	43.644	32.304	251.7	15:39:43.912
6		1:58.476 P	31.883	44.440	42.153	249.4	15:41:42.388
7		4:44.029	3:29.332	43.034	31.663	178.5	15:46:26.417
8		1:56.244 P	31.520	44.477	40.247	251.7	15:48:22.661
9		4:21.257	3:07.220	42.988	31.049	176.7	15:52:43.918
10		1:43.705	30.764	41.571	31.370	250.5	15:54:27.623
11		1:47.539	30.704	42.867	33.968	251.1	15:56:15.162
12		1:43.000	30.638	41.545	30.817	251.7	15:57:58.162
13		1:51.696 P	30.672	41.756	39.268	254.1	15:59:49.858
14		3:48.820	2:35.670	41.994	31.156	179.4	16:03:38.678
15		1:43.701	30.792	41.785	31.124	252.9	16:05:22.379
16		1:53.146 P	30.702	41.853	40.591	252.3	16:07:15.525
17		22:27.649	21:14.031	42.309	31.309	178.2	16:29:43.174
18		1:43.709	30.898	41.917	30.894	251.1	16:31:26.883
19		1:57.722 P	31.148	42.346	44.228	252.9	16:33:24.605





**Circuito de Barcelona**  
**International GT Open**  
**Private test 2**  
**Lap Analysis**

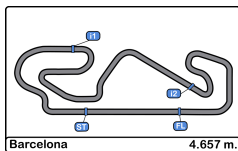


**75** Filip Salaquarda Audi R8 LMS GT3 Evo II **88** Gino Forgione Ferrari 296 GT3

PROAM Libor Milota ISR Racing PROAM Michele Rugolo Spirit of Race

Lap	D	Time	Sector 1	Sector 2	Sector 3	T. Spd	Elapsed	Lap	D	Time	Sector 1	Sector 2	Sector 3	T. Spd	Elapsed
1		15:32:03.566 P	15:30:39.456	43.940	40.170	171.9	15:32:03.566	1		15:32:27.537	15:31:09.976	44.722	32.839	172.5	15:32:27.537
2		2:26.028	1:10.357	43.432	32.239	179.1	15:34:29.594	2		1:51.581	31.887	45.964	33.730	251.7	15:34:19.118
3		1:46.907	31.401	43.160	32.346	251.7	15:36:16.501	3		1:47.535	31.761	43.381	32.393	254.1	15:36:06.653
4		1:46.873	31.506	42.994	32.373	253.5	15:38:03.374	4		1:47.347	31.436	43.181	32.730	256.5	15:37:54.000
5		1:48.138	31.495	44.475	32.168	252.9	15:39:51.512	5		1:46.905	31.501	42.963	32.441	252.9	15:39:40.905
6		1:47.376	31.632	42.799	32.945	252.3	15:41:38.888	6		1:46.865	31.508	42.757	32.600	252.9	15:41:27.770
7		1:47.698	32.286	43.500	31.912	256.5	15:43:26.586	7		1:47.316	31.558	43.089	32.669	253.5	15:43:15.086
8		1:56.668 P	32.367	44.623	39.678	251.1	15:45:23.254	8		1:51.279	31.660	45.572	34.047	252.3	15:45:06.365
9		3:02.662	1:46.466	44.427	31.769	178.2	15:48:25.916	9		1:54.156	31.461	48.236	34.459	251.7	15:47:00.521
10		1:44.545	31.253	42.181	31.111	251.1	15:50:10.461	10		1:58.267 P	32.280	46.373	39.614	251.7	15:48:58.788
11		1:45.693	31.061	42.862	31.770	254.7	15:51:56.154	11		3:11.110	1:55.240	43.219	32.651	176.7	15:52:09.898
12		1:44.268	30.869	42.098	31.301	252.9	15:53:40.422	12		1:46.512	31.633	42.545	32.334	251.7	15:53:56.410
13		1:44.683	31.013	42.001	31.669	251.7	15:55:25.105	13		1:46.284	31.648	42.424	32.212	252.3	15:55:42.694
14		1:50.962 P	31.235	42.214	37.513	251.1	15:57:16.067	14		1:47.265	31.669	43.340	32.256	254.1	15:57:29.959
15		3:53.694	2:34.437	44.577	34.680	160.0	16:01:09.761	15		1:46.338	31.443	42.628	32.267	253.5	15:59:16.297
16		1:48.080	31.149	43.785	33.146	251.1	16:02:57.841	16		1:46.283	31.249	42.868	32.166	255.3	16:01:02.580
17		1:47.485	31.422	43.103	32.960	251.7	16:04:45.326	17		1:47.559	31.349	43.587	32.623	255.9	16:02:50.139
18		1:43.970	31.042	41.821	31.107	252.3	16:06:29.296	18		1:54.110 P	31.491	42.610	40.009	253.5	16:04:44.249
19		1:44.078	30.993	41.765	31.320	255.3	16:08:13.374	19		3:48.228	2:32.478	44.434	31.316	177.6	16:08:32.477
20		1:44.247	30.966	41.990	31.291	254.7	16:09:57.621	20		1:43.102	30.567	41.548	30.987	256.5	16:10:15.579
21		1:56.547 P	31.029	42.062	43.456	255.3	16:11:54.168	21		1:43.325	30.534	41.562	31.229	255.9	16:11:58.904
22		5:34.015	4:19.324	43.237	31.454	157.8	16:17:28.183	22		1:52.151 P	30.711	41.618	39.822	255.9	16:13:51.055
23		1:48.354	30.775	41.744	35.835	253.5	16:19:16.537	23		6:27.135	5:04.774	46.364	35.997	176.4	16:20:18.190
24		1:43.770	30.997	41.496	31.277	252.9	16:21:00.307	24		1:48.100	30.877	43.007	34.216	252.9	16:22:06.290
25		1:44.885	30.760	41.578	32.547	252.3	16:22:45.192	25		1:51.809 P	30.643	41.588	39.578	253.5	16:23:58.099
26		1:52.220	32.818	46.374	33.028	252.9	16:24:37.412	26		3:01.141	1:46.940	42.376	31.825	179.7	16:26:59.240
27		1:43.569	30.823	41.794	30.952	253.5	16:26:20.981	27		1:43.582	30.801	41.484	31.297	255.9	16:28:42.822
28		1:43.027	30.624	41.480	30.923	252.9	16:28:04.008	28		1:43.433	30.684	41.648	31.101	256.5	16:30:26.255
29		1:54.111 P	30.790	42.976	40.345	254.7	16:29:58.119	29		1:57.139 P	30.849	43.576	42.714	255.9	16:32:23.394





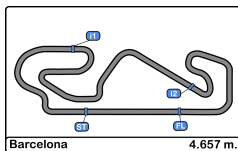
**Circuit de Barcelona**  
**International GT Open**  
**Private test 2**  
**Lap Analysis**



95 Morten Strömsted Mercedes AMG GT3 EVO							96 Lukas Dunner Mercedes AMG GT3 EVO								
PROAM Thomas Ikin			Team Motopark				PRO Julian Hanses			Team Motopark					
Lap	D	Time	Sector 1	Sector 2	Sector 3	T. Spd	Elapsed	Lap	D	Time	Sector 1	Sector 2	Sector 3	T. Spd	Elapsed
1		15:32:29.701	15:31:10.582	44.672	34.447	180.0	15:32:29.701	1		15:31:49.555	15:30:35.577	42.960	31.018	173.9	15:31:49.555
2		1:46.404	31.636	42.618	32.150	251.1	15:34:16.105	2		1:43.609	31.046	41.909	30.654	250.5	15:33:33.164
3		1:45.765	31.220	43.015	31.530	251.7	15:36:01.870	3		1:43.302	30.902	41.557	30.843	252.3	15:35:16.466
4		1:44.482	30.975	41.977	31.530	252.9	15:37:46.352	4		1:48.025 P	30.860	41.612	35.553	253.5	15:37:04.491
5		1:44.193	30.803	42.043	31.347	251.1	15:39:30.545	5		3:02.295	1:46.917	42.988	32.390	135.5	15:40:06.786
6		1:44.206	30.953	41.849	31.404	251.7	15:41:14.751	6		1:43.967	30.971	41.967	31.029	251.7	15:41:50.753
7		1:51.926 P	31.243	42.689	37.994	251.1	15:43:06.677	7		1:43.773	30.881	41.934	30.958	253.5	15:43:34.526
8		7:37.304	6:23.040	42.891	31.373	180.0	15:50:43.981	8		1:51.645 P	31.013	42.770	37.862	254.1	15:45:26.171
9		1:44.757	31.226	42.045	31.486	250.0	15:52:28.738	9		3:06.725	1:52.553	42.719	31.453	162.6	15:48:32.896
10		1:44.837	31.234	42.057	31.546	250.5	15:54:13.575	10		1:41.969	30.571	41.080	30.318	253.5	15:50:14.865
11		1:44.404	31.094	41.986	31.324	250.0	15:55:57.979	11		1:51.960	30.346	41.418	40.196	254.1	15:52:06.825
12		1:44.732	31.186	42.006	31.540	250.0	15:57:42.711	12		1:50.179 P	30.340	41.109	38.730	253.5	15:53:57.004
13		1:44.817	31.167	42.169	31.481	252.3	15:59:27.528	13		5:13.304	4:01.350	41.573	30.381	158.3	15:59:10.308
14		1:46.870	31.407	42.383	33.080	252.9	16:01:14.398	14		1:41.502	30.412	41.022	30.068	252.3	16:00:51.810
15		1:45.451	31.430	42.422	31.599	251.1	16:02:59.849	15		1:41.559	30.218	40.942	30.399	252.9	16:02:33.369
16		1:54.360 P	32.154	43.902	38.304	252.9	16:04:54.209	16		1:41.361	30.307	40.872	30.182	252.9	16:04:14.730
17		5:18.280	3:54.467	48.730	35.083	173.6	16:10:12.489	17		1:51.706 P	30.411	42.038	39.257	252.9	16:06:06.436
18		1:44.063	31.354	41.743	30.966	250.5	16:11:56.552	18		3:11.350	1:54.455	41.822	35.073	177.9	16:09:17.786
19		1:43.382	30.901	41.651	30.830	253.5	16:13:39.934	19		1:42.811	30.749	41.324	30.738	254.7	16:11:00.597
20		1:43.904	31.198	41.921	30.785	251.7	16:15:23.838	20		1:46.989	30.822	41.481	34.686	252.9	16:12:47.586
21		1:45.375	31.030	41.901	32.444	252.9	16:17:09.213	21		1:44.337	31.183	41.536	31.618	250.0	16:14:31.923
22		1:50.528 P	31.770	42.361	36.397	240.0	16:18:59.741	22		1:42.933	30.870	41.585	30.478	250.5	16:16:14.856
23		3:06.359 P	1:46.415	42.688	37.256	180.0	16:22:06.100	23		1:44.077	30.755	41.334	31.988	252.9	16:17:58.933
24		4:34.510	3:10.567	49.006	34.937	137.5	16:26:40.610	24		1:48.261 P	30.671	41.407	36.183	252.3	16:19:47.194
25		1:42.434	30.695	41.115	30.624	251.1	16:28:23.044	25		3:22.332	2:07.930	42.126	32.276	177.6	16:23:09.526
26		1:54.717	30.878	46.297	37.542	254.7	16:30:17.761	26		1:43.712	31.272	41.517	30.923	248.8	16:24:53.238
27		2:01.638 P	34.101	44.793	42.744	201.8	16:32:19.399	27		1:43.060	30.746	41.430	30.884	253.5	16:26:36.298
								28		1:43.142	30.745	41.392	31.005	254.7	16:28:19.440
								29		1:43.600	31.169	41.690	30.741	255.9	16:30:03.040
								30		1:55.191 P	30.957	42.281	41.953	255.3	16:31:58.231







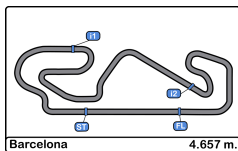
**Circuit de Barcelona**  
**International GT Open**  
**Private test 2**  
**Lap Analysis**



99		Florian Scholze					Audi R8 LMS GT3 Evo II 777					Marcin Jedlinski				
PROAM		Alex Arkin Aka			Tresor Attempto Racing			PROAM		Karol Basz			Olimp Racing			
Lap	D	Time	Sector 1	Sector 2	Sector 3	T. Spd	Elapsed	Lap	D	Time	Sector 1	Sector 2	Sector 3	T. Spd	Elapsed	
1		15:32:16.418	15:30:59.987	43.286	33.145	176.4	15:32:16.418	1		15:33:31.652	15:32:17.299	42.215	32.138	177.0	15:33:31.652	
2		1:44.673	31.318	42.183	31.172	257.7	15:34:01.091	2		1:44.204	31.066	41.897	31.241	255.3	15:35:15.856	
3		1:43.919	30.928	41.859	31.132	254.7	15:35:45.010	3		1:45.420	30.914	43.304	31.202	257.1	15:37:01.276	
4		1:50.480 P	30.868	41.952	37.660	255.9	15:37:35.490	4		1:44.538	30.966	42.143	31.429	254.1	15:38:45.814	
5		8:46.798	7:33.227	42.202	31.369	173.0	15:46:22.288	5		1:49.796 P	31.040	42.056	36.700	257.1	15:40:35.610	
6		1:43.367	30.718	41.951	30.698	253.5	15:48:05.655	6		3:31.007	2:11.598	45.286	34.123	179.1	15:44:06.617	
7		1:43.060	30.511	41.740	30.809	254.1	15:49:48.715	7		1:42.423	30.391	41.412	30.620	254.1	15:45:49.040	
8		1:44.149	31.600	41.613	30.936	255.9	15:51:32.864	8		1:46.638	30.303	44.322	32.013	256.5	15:47:35.678	
9		1:43.643	30.737	42.021	30.885	254.7	15:53:16.507	9		1:42.348	30.359	41.395	30.594	255.9	15:49:18.026	
10		1:43.663	30.802	41.894	30.967	253.5	15:55:00.170	10		1:48.839 P	30.729	41.980	36.130	258.9	15:51:06.865	
11		1:51.481 P	30.859	41.984	38.638	253.5	15:56:51.651	11		6:30.857	5:13.702	43.369	33.786	158.3	15:57:37.722	
12		4:25.624	3:08.321	41.994	35.309	177.6	16:01:17.275	12		1:46.970	31.830	43.228	31.912	250.5	15:59:24.692	
13		1:43.679	30.915	41.854	30.910	254.7	16:03:00.954	13		1:47.069	31.590	43.601	31.878	255.3	16:01:11.761	
14		1:45.435	31.329	42.850	31.256	257.7	16:04:46.389	14		1:46.669	31.507	42.869	32.293	254.1	16:02:58.430	
15		1:43.859	30.857	41.796	31.206	255.3	16:06:30.248	15		1:58.878 P	33.124	43.193	42.561	255.9	16:04:57.308	
16		1:43.535	30.765	41.838	30.932	255.3	16:08:13.783	16		3:48.015	2:31.740	42.703	33.572	124.1	16:08:45.323	
17		1:50.107 P	31.243	42.305	36.559	257.7	16:10:03.890	17		1:45.455	31.113	42.163	32.179	255.3	16:10:30.778	
18		6:48.577	5:29.474	44.424	34.679	172.2	16:16:52.467	18		1:44.918	31.082	42.341	31.495	251.7	16:12:15.696	
19		1:51.367	32.949	44.456	33.962	249.4	16:18:43.834	19		1:44.502	31.009	41.943	31.550	252.9	16:14:00.198	
20		1:49.492	32.216	43.383	33.893	250.5	16:20:33.326	20		1:45.021	31.158	42.361	31.502	251.7	16:15:45.219	
21		1:49.471	32.839	43.519	33.113	252.3	16:22:22.797	21		1:44.294	30.961	42.111	31.222	253.5	16:17:29.513	
22		1:48.810	31.773	43.623	33.414	250.5	16:24:11.607	22		1:52.812 P	30.856	42.154	39.802	256.5	16:19:22.325	
23		1:47.610	31.697	43.223	32.690	250.0	16:25:59.217	23		8:20.207	7:05.937	42.061	32.209	176.4	16:27:42.532	
24		1:48.364	31.648	43.281	33.435	252.9	16:27:47.581	24		1:42.909	30.527	41.506	30.876	255.3	16:29:25.441	
25		1:47.976	32.900	42.950	32.126	251.7	16:29:35.557	25		1:43.989	30.793	42.086	31.110	257.1	16:31:09.430	
26		1:47.092	31.832	42.975	32.285	252.9	16:31:22.649	26		1:54.318 P	30.729	41.974	41.615	255.3	16:33:03.748	
27		1:59.563 P	32.369	43.577	43.617	250.5	16:33:22.212									

108		Ameerh Naran					Mercedes AMG GT3 EVO				
PROAM		Tom Jackson			GetSpeed						
Lap	D	Time	Sector 1	Sector 2	Sector 3	T. Spd	Elapsed				
1		15:33:29.213	15:32:14.189	43.015	32.009	176.7	15:33:29.213				
2		1:49.135	31.882	42.491	34.762	248.2	15:35:18.348				
3		1:45.716	31.514	42.590	31.612	251.1	15:37:04.064				
4		1:47.290	32.562	42.928	31.800	251.1	15:38:51.354				
5		1:52.462 P	31.717	42.423	38.322	250.0	15:40:43.816				
6		3:42.967	2:20.848	45.730	36.389	177.0	15:44:26.783				
7		1:53.052	33.131	45.711	34.210	245.4	15:46:19.835				
8		1:52.343	32.913	45.209	34.221	248.8	15:48:12.178				
9		1:53.470	33.318	45.600	34.552	249.4	15:50:05.648				
10		1:53.107	33.522	45.123	34.462	238.4	15:51:58.755				
11		1:51.869	33.514	44.687	33.668	249.4	15:53:50.624				
12		1:50.920	32.460	44.431	34.029	250.0	15:55:41.544				
13		1:50.616	32.499	45.200	32.917	247.7	15:57:32.160				
14		1:50.241	32.378	44.488	33.375	251.1	15:59:22.401				
15		1:52.144	32.790	44.423	34.931	251.1	16:01:14.545				
16		1:51.905	33.090	44.564	34.251	243.7	16:03:06.450				
17		1:51.796	32.194	44.506	35.096	251.1	16:04:58.246				
18		1:51.791	34.292	44.332	33.167	217.3	16:06:50.037				
19		1:50.050	32.308	44.341	33.401	250.0	16:08:40.087				
20		1:50.511	32.045	44.733	33.733	251.1	16:10:30.598				
21		1:51.102	32.958	45.022	33.122	231.7	16:12:21.700				
22		1:50.885	32.190	45.073	33.622	251.1	16:14:12.585				
23		1:49.974	32.107	43.945	33.922	248.8	16:16:02.559				
24		2:12.561 P	32.400	48.381	51.780	250.0	16:18:15.120				





**Circuit de Barcelona**  
**International GT Open**  
**Private test 2**  
**Lap Analysis**



**786**

Kiki Sak Nana

Mercedes AMG GT3 EVO

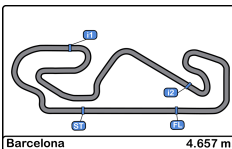
AM

Adam Osieka

GetSpeed

Lap	D	Time	Sector 1	Sector 2	Sector 3	T. Spd	Elapsed
1		15:31:52.088	15:30:37.219	43.142	31.727	175.8	15:31:52.088
2		1:44.452	30.957	42.224	31.271	251.1	15:33:36.540
3		1:44.295	31.116	41.943	31.236	250.5	15:35:20.835
4		1:44.172	30.981	41.977	31.214	252.3	15:37:05.007
5		1:50.736 P	31.168	42.279	37.289	252.9	15:38:55.743
6		3:21.284	1:54.165	50.886	36.233	179.7	15:42:17.027
7		1:46.178	31.525	42.758	31.895	250.0	15:44:03.205
8		1:44.594	31.185	42.047	31.362	251.1	15:45:47.799
9		1:44.581	31.140	42.021	31.420	250.5	15:47:32.380
10		1:45.151	31.295	42.168	31.688	252.9	15:49:17.531
11		1:53.539 P	31.464	42.774	39.301	253.5	15:51:11.070
12		3:11.088	1:54.395	43.397	33.296	180.3	15:54:22.158
13		1:56.208	31.836	47.879	36.493	251.1	15:56:18.366
14		1:48.303	32.188	43.085	33.030	245.4	15:58:06.669
15		1:50.589	33.268	44.927	32.394	252.3	15:59:57.258
16		1:46.572	31.360	42.953	32.259	252.9	16:01:43.830
17		1:46.425	31.455	42.710	32.260	252.9	16:03:30.255
18		1:55.520 P	31.455	43.964	40.101	253.5	16:05:25.775
19		3:24.848	2:07.373	44.299	33.176	155.8	16:08:50.623
20		1:43.698	30.969	41.726	31.003	252.3	16:10:34.321
21		1:44.593	30.847	42.386	31.360	251.7	16:12:18.914
22		1:44.480	30.876	41.981	31.623	252.3	16:14:03.394
23		1:49.458	31.250	44.712	33.496	250.0	16:15:52.852
24		1:51.418 P	31.276	42.068	38.074	250.5	16:17:44.270
25		2:59.235	1:43.804	43.014	32.417	180.0	16:20:43.505
26		1:46.630	31.669	42.924	32.037	250.5	16:22:30.135
27		1:45.818	31.470	42.416	31.932	251.1	16:24:15.953
28		1:45.468	31.413	42.216	31.839	252.3	16:26:01.421
29		1:46.277	31.297	42.125	32.855	253.5	16:27:47.698
30		1:46.037	31.895	42.344	31.798	251.7	16:29:33.735
31		1:45.746	31.169	42.630	31.947	252.3	16:31:19.481
32		1:59.674 P	32.452	43.974	43.248	251.1	16:33:19.155





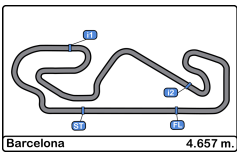
**Circuito de Barcelona**  
**International GT Open**  
**Private test 2**  
**Best Sectors Results**



Barcelona 4.657 m

Sector - 1			Sector - 2			Sector - 3			Ideal Lap vs Best Lap		
Clas	Nº Driver	Time	Nº Driver	Time	Nº Driver	Time	Clas	Nº Driver	Ideal Lap	Best Lap	Clas
1	16 Hahn - Khodair	30.048	96 Dunner - Hanses	40.872	12 Hash - Fontana	29.831	1	12 Hash - Fontana	1:41.009	1:41.395	2
2	51 Marinangeli - Abril	30.187	12 Hash - Fontana	40.888	96 Dunner - Hanses	30.068	2	96 Dunner - Hanses	1:41.158	1:41.361	1
3	96 Dunner - Hanses	30.218	51 Marinangeli - Abril	40.999	17 Menchaca - Siebert	30.080	3	51 Marinangeli - Abril	1:41.381	1:41.583	3
4	66 Proctor - Proctor	30.223	16 Hahn - Khodair	41.003	6 Pierburg - Walker	30.172	4	16 Hahn - Khodair	1:41.498	1:41.736	5
5	17 Menchaca - Siebert	30.259	27 Pulcini - Cheever	41.069	51 Marinangeli - Abril	30.195	5	17 Menchaca - Siebert	1:41.511	1:41.586	4
6	1 Reicher - Haase	30.261	7 Mardini - van der Helm	41.106	33 Macdonald - Kell	30.271	6	1 Reicher - Haase	1:41.753	1:41.841	6
7	12 Hash - Fontana	30.290	95 Strömsted - Ikin	41.115	66 Proctor - Proctor	30.322	7	33 Macdonald - Kell	1:41.755	1:41.954	7
8	33 Macdonald - Kell	30.295	1 Reicher - Haase	41.119	9 Bartone - Schiller	30.346	8	66 Proctor - Proctor	1:41.867	1:42.140	9
9	27 Pulcini - Cheever	30.297	17 Menchaca - Siebert	41.172	1 Reicher - Haase	30.373	9	27 Pulcini - Cheever	1:41.871	1:41.962	8
10	777 Jedlinski - Basz	30.303	33 Macdonald - Kell	41.189	20 Baumann - Pitamber	30.431	10	6 Pierburg - Walker	1:42.068	1:42.295	11
11	54 Müller - Mettler	30.412	54 Müller - Mettler	41.189	10 Deledda - Pepper	30.433	11	9 Bartone - Schiller	1:42.073	1:42.179	10
12	9 Bartone - Schiller	30.469	15 Bergström - Menzel	41.240	16 Hahn - Khodair	30.447	12	54 Müller - Mettler	1:42.164	1:42.530	15
13	15 Bergström - Menzel	30.475	9 Bartone - Schiller	41.258	27 Pulcini - Cheever	30.505	13	15 Bergström - Menzel	1:42.230	1:42.478	14
14	10 Deledda - Pepper	30.505	10 Deledda - Pepper	41.310	15 Bergström - Menzel	30.515	14	10 Deledda - Pepper	1:42.248	1:42.533	16
15	25 Cozzi - Sernagiotto	30.510	66 Proctor - Proctor	41.322	54 Müller - Mettler	30.563	15	777 Jedlinski - Basz	1:42.292	1:42.348	12
16	99 Scholze - Arkin Aka	30.511	6 Pierburg - Walker	41.328	63 Di Folco - Pulcini	30.580	16	95 Strömsted - Ikin	1:42.434	1:42.434	13
17	55 De Meeus - Stanley	30.534	8 Cipriani - Barrichello	41.346	777 Jedlinski - Basz	30.594	17	20 Baumann - Pitamber	1:42.465	1:42.824	19
18	88 Forgione - Rugolo	30.534	777 Jedlinski - Basz	41.395	19 Moretti - Petrov	30.618	18	7 Mardini - van der Helm	1:42.510	1:43.025	21
19	6 Pierburg - Walker	30.568	55 De Meeus - Stanley	41.404	95 Strömsted - Ikin	30.624	19	63 Di Folco - Pulcini	1:42.721	1:42.721	17
20	20 Baumann - Pitamber	30.582	25 Cozzi - Sernagiotto	41.444	14 Wira - Arrow	30.698	20	55 De Meeus - Stanley	1:42.757	1:42.769	18
21	7 Mardini - van der Helm	30.591	20 Baumann - Pitamber	41.452	99 Scholze - Arkin Aka	30.698	21	99 Scholze - Arkin Aka	1:42.822	1:43.060	23
22	14 Wira - Arrow	30.607	63 Di Folco - Pulcini	41.458	24 Borodin - Webb	30.710	22	25 Cozzi - Sernagiotto	1:42.826	1:43.114	25
23	75 Salaquarda - Milota	30.624	75 Salaquarda - Milota	41.480	7 Mardini - van der Helm	30.813	23	14 Wira - Arrow	1:42.851	1:43.244	27
24	69 Blanchemain - Pla	30.638	88 Forgione - Rugolo	41.484	69 Blanchemain - Pla	30.817	24	8 Cipriani - Barrichello	1:42.945	1:43.123	26
25	8 Cipriani - Barrichello	30.666	69 Blanchemain - Pla	41.545	55 De Meeus - Stanley	30.819	25	19 Moretti - Petrov	1:42.949	1:43.334	28
26	63 Di Folco - Pulcini	30.683	14 Wira - Arrow	41.546	25 Cozzi - Sernagiotto	30.872	26	69 Blanchemain - Pla	1:43.000	1:43.000	20
27	95 Strömsted - Ikin	30.695	99 Scholze - Arkin Aka	41.613	65 Neumann - Rumpfkeil	30.891	27	88 Forgione - Rugolo	1:43.005	1:43.102	24
28	5 Jedlinski - Korzeniowski	30.702	19 Moretti - Petrov	41.623	75 Salaquarda - Milota	30.923	28	75 Salaquarda - Milota	1:43.027	1:43.027	22
29	19 Moretti - Petrov	30.708	24 Borodin - Webb	41.701	8 Cipriani - Barrichello	30.933	29	24 Borodin - Webb	1:43.266	1:43.522	29
30	23 Haugen - Ruberti	30.756	786 Sak Nana - Osieka	41.726	88 Forgione - Rugolo	30.987	30	65 Neumann - Rumpfkeil	1:43.383	1:43.858	33
31	65 Neumann - Rumpfkeil	30.761	65 Neumann - Rumpfkeil	41.731	786 Sak Nana - Osieka	31.003	31	5 Jedlinski - Korzeniowski	1:43.507	1:43.651	30
32	786 Sak Nana - Osieka	30.847	5 Jedlinski - Korzeniowski	41.764	5 Jedlinski - Korzeniowski	31.041	32	786 Sak Nana - Osieka	1:43.576	1:43.698	31
33	24 Borodin - Webb	30.855	23 Haugen - Ruberti	41.874	23 Haugen - Ruberti	31.061	33	23 Haugen - Ruberti	1:43.691	1:43.792	32
34	42 Wallenwein - Blazek	31.255	108 Naran - Jackson	42.423	108 Naran - Jackson	31.612	34	42 Wallenwein - Blazek	1:45.400	1:45.693	34
35	108 Naran - Jackson	31.514	42 Wallenwein - Blazek	42.525	42 Wallenwein - Blazek	31.620	35	108 Naran - Jackson	1:45.549	1:45.716	35



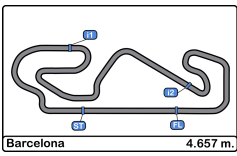


**Circuito de Barcelona**  
**International GT Open**  
**Private test 2**  
**Best 5 Lap Times**



Cl	N°	Entrant/Team	Nat	Driver 1	Nat	Driver 2	Nat	Vehicle	Cat	Cl	Best 1		Best 2		Best 3		Best 4		Best 5	
											Time	Lap	Time	Lap	Time	Lap	Time	Lap	Time	Lap
1	96	Team Motopark	DEU	Lukas Dunner	AUT	Julian Hanses	DEU	Mercedes AMG GT3 EVO	PRO	1	1:41.361	16	1:41.502	14	1:41.559	15	1:41.969	10	1:42.811	19
2	12	Car Collection Motorsport	DEU	Hash	USA	Alex Fontana	CHE	Porsche 911 GT3 R (992)	PROAM	1	1:41.395	15	1:41.427	14	1:41.592	13	1:42.523	5	1:42.567	4
3	51	Spirit of Race	CHE	Nicola Marinangeli	ITA	Vincent Abril	FRA	Ferrari 296 GT3	PRO	2	1:41.583	7	1:41.766	9	1:42.312	24	1:42.395	23	1:42.670	27
4	17	Team Motopark	DEU	Diego Menchaca	MEX	Marcos Siebert	ARG	Mercedes AMG GT3 EVO	PRO	3	1:41.586	21	1:42.537	4	1:42.951	5	1:43.038	2	1:43.144	10
5	16	AF Corse	ITA	Marcelo Hahn	BRA	Allam Khodair	BRA	Ferrari 296 GT3	PROAM	2	1:41.736	28	1:42.060	27	1:42.693	29	1:43.189	24	1:43.263	18
6	1	Eastalent Racing	AUT	Simon Reicher	AUT	Christopher Haase	DEU	Audi R8 LMS GT3 Evo II	PRO	4	1:41.841	14	1:42.120	15	1:42.229	23	1:42.688	20	1:42.923	19
7	33	Greystone GT	GBR	Dean Macdonald	GBR	James Kell	GBR	McLaren 720s GT3 Evo	PRO	5	1:41.954	20	1:42.085	25	1:42.249	15	1:42.506	24	1:42.527	19
8	27	Spirit of Race	CHE	Marco Pulcini	MCO	Eddie Cheever	ITA	Ferrari 296 GT3	PROAM	3	1:41.962	27	1:42.117	26	1:42.993	4	1:43.476	7	1:43.509	3
9	66	Greystone GT	GBR	Stewart Proctor	GBR	Lewis Proctor	GBR	McLaren 720S GT3	PROAM	4	1:42.140	19	1:42.231	20	1:42.948	30	1:43.333	27	1:43.338	22
10	9	GetSpeed	DEU	Anthony Bartone	USA	Fabian Schiller	DEU	Mercedes AMG GT3 EVO	PRO	6	1:42.179	19	1:42.811	20	1:43.065	3	1:43.155	7	1:43.257	6
11	6	GetSpeed	DEU	Valentin Pierburg	DEU	Aaron Walker	GBR	Mercedes AMG GT3 EVO	PROAM	5	1:42.295	21	1:42.680	22	1:43.767	11	1:43.769	14	1:43.791	16
12	777	Olimp Racing	POL	Marcin Jedlinski	POL	Karol Basz	POL	Audi R8 LMS GT3 Evo II	PROAM	6	1:42.348	9	1:42.423	7	1:42.909	24	1:43.989	25	1:44.204	2
13	95	Team Motopark	DEU	Morten Strömsted	DNK	Thomas Ikin	GBR	Mercedes AMG GT3 EVO	PROAM	7	1:42.434	25	1:43.382	19	1:43.904	20	1:44.063	18	1:44.193	5
14	15	Car Collection Motorsport	DEU	Gustav Bergström	SWE	Nico Menzel	DEU	Porsche 911 GT3 R (992)	PRO	7	1:42.478	17	1:42.619	19	1:42.702	14	1:42.785	26	1:43.085	25
15	54	CBRX by SPS	DEU	Dexter Müller	CHE	Yannick Mettler	CHE	Mercedes AMG GT3 EVO	PROAM	8	1:42.530	2	1:42.600	6	1:43.228	27	1:43.450	28	1:43.491	26
16	10	Oregon Team	ITA	Alessio Deledda	ITA	Jordan Pepper	ZAF	Lamborghini Huracan GT3 EVO2	PRO	8	1:42.533	15	1:42.550	14	1:42.623	11	1:42.718	13	1:43.861	23
17	63	Oregon Team	ITA	Alberto Di Folco	ITA	Leonardo Pulcini	ITA	Lamborghini Huracan GT3 EVO2	PRO	9	1:42.721	20	1:43.609	24	1:43.724	3	1:43.807	28	1:43.953	30
18	55	AF Corse	ITA	Laurent De Meeus	BEL	Jamie Stanley	GBR	Ferrari 296 GT3	PROAM	9	1:42.769	26	1:43.556	28	1:43.795	2	1:44.124	4	1:44.767	19
19	20	SPS Automotive Performance	DEU	Dominik Baumann	AUT	Mikaeel Pitamber	ZAF	Mercedes AMG GT3 EVO	PRO	10	1:42.824	15	1:42.937	21	1:42.993	16	1:43.126	20	1:43.145	14
20	69	Scuderia Villorba Corse	ITA	Michael Blanchemain	FRA	Jim Pla	FRA	Mercedes AMG GT3 EVO	PROAM	10	1:43.000	12	1:43.701	15	1:43.705	10	1:43.709	18	1:47.539	11
21	7	Car Collection Motorsport	DEU	Bashar Mardini	CAN	Tijmen van der Helm	NLD	Porsche 911 GT3 R (992)	PROAM	11	1:43.025	19	1:43.049	17	1:43.909	26	1:44.256	13	1:44.557	27
22	75	ISR Racing	CZE	Filip Salaquarda	CZE	Libor Milota	CZE	Audi R8 LMS GT3 Evo II	PROAM	12	1:43.027	28	1:43.569	27	1:43.770	24	1:43.970	18	1:44.078	19
23	99	Tresor Attempto Racing	DEU	Florian Scholze	DEU	Alex Arkin Aka	DEU	Audi R8 LMS GT3 Evo II	PROAM	13	1:43.060	7	1:43.367	6	1:43.535	16	1:43.643	9	1:43.663	10
24	88	Spirit of Race	CHE	Gino Forgiione	CHE	Michele Rugolo	ITA	Ferrari 296 GT3	PROAM	14	1:43.102	20	1:43.325	21	1:43.433	28	1:43.582	27	1:46.283	16
25	25	AF Corse	ITA	Alessandro Cozzi	MCO	Giorgio Sernagiotto	ITA	Ferrari 296 GT3	PROAM	15	1:43.114	25	1:43.197	27	1:44.059	10	1:44.350	20	1:44.471	11
26	8	Il Barone Rampante	ITA	Giuseppe Cipriani	ITA	Rubens Barrichello	BRA	Lamborghini Huracan GT3 EVO			1:43.123	18	1:43.648	21	1:44.066	16	1:44.139	3	1:44.734	2
27	14	Good Speed Racing Team	POL	Piotr Wira	POL	Daan Arrow	NLD	Mercedes AMG GT3 EVO	PROAM	16	1:43.244	12	1:43.331	11	1:43.736	13	1:44.298	14	1:44.571	15
28	19	Oregon Team	ITA	Marzio Moretti	ITA	Artëm Petrov	GBR	Lamborghini Huracan GT3 EVO2	PRO	11	1:43.334	5	1:43.368	22	1:43.609	23	1:44.118	27	1:44.121	28
29	24	Greystone GT	GBR	Andrey Borodin	GBR	Oliver Webb	GBR	McLaren 720s GT3 Evo	PROAM	17	1:43.522	6	1:43.590	4	1:44.869	3	1:48.029	5	1:51.103	2
30	5	Olimp Racing	POL	Stanislaw Jedlinski	POL	Krystian Korzeniowski	POL	Ferrari 296 GT3	AM	1	1:43.651	3	1:43.874	4	1:44.820	5	1:45.556	2	1:50.895	8
31	786	GetSpeed	DEU	Kiki Sak Nana	THA	Adam Osieka	DEU	Mercedes AMG GT3 EVO	AM	2	1:43.698	20	1:44.172	4	1:44.295	3	1:44.452	2	1:44.480	22
32	23	Pellin Racing	ITA	Thor Haugen	USA	Paolo Ruberti	ITA	Ferrari 488 GT3 2020	PROAM	18	1:43.792	23	1:43.920	22	1:44.123	16	1:44.214	17	1:44.456	19
33	65	Team Motopark	DEU	Heiko Neumann	DEU	Timo Rumpfkeil	DEU	Mercedes AMG GT3 EVO	AM	3	1:43.858	14	1:43.930	11	1:43.951	25	1:43.991	27	1:44.044	26
34	42	Leipert Motorsport	DEU	Mark Wallenwein	DEU	Maciej Blazek	POL	Lamborghini Huracan GT3 EVO2	PROAM	19	1:45.693	20	1:46.119	16	1:46.206	21	1:46.360	9	1:46.562	11
35	108	Vimana by GetSpeed	DEU	Ameerh Naran	ZAF	Tom Jackson	GBR	Mercedes AMG GT3 EVO	PROAM	20	1:45.716	3	1:47.290	4	1:49.135	2	1:49.974	23	1:50.050	19



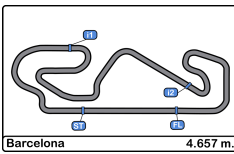


**Circuito de Barcelona**  
**International GT Open**  
**Private test 2**  
**Best 5 Top Speeds**



Cl	N° Entrant/Team	Nat	Driver 1	Nat	Driver 2	Nat	Vehicle	Cat	Cl	Top 1		Top 2		Top 3		Top 4		Top 5		Avg
										Km/h	Lap	Km/h	Lap	Km/h	Lap	Km/h	Lap	Km/h	Lap	
1	5 Olimp Racing	POL	Stanislaw Jedlinski	POL	Krystian Korzeniowski	POL	Ferrari 296 GT3	AM	1	258.9	2	258.3	5	257.7	4	257.1	3	256.5	8	257.7
2	51 Spirit of Race	CHE	Nicola Marinangeli	ITA	Vincent Abril	FRA	Ferrari 296 GT3	PRO	1	258.9	17	257.7	20	257.1	14	257.1	15	257.1	16	257.6
3	777 Olimp Racing	POL	Marcin Jedlinski	POL	Karol Basz	POL	Audi R8 LMS GT3 Evo II	PROAM	1	258.9	10	257.1	3	257.1	5	257.1	25	256.5	8	257.3
4	1 Eastalent Racing	AUT	Simon Reicher	AUT	Christopher Haase	DEU	Audi R8 LMS GT3 Evo II	PRO	2	257.7	4	255.3	16	254.7	3	254.7	24	254.1	5	255.3
5	7 Car Collection Motorsport	DEU	Bashar Mardini	CAN	Tijmen van der Helm	NLD	Porsche 911 GT3 R (992)	PROAM	2	257.7	20	256.5	6	255.9	4	255.3	2	255.3	5	256.1
6	16 AF Corse	ITA	Marcelo Hahn	BRA	Allam Khodair	BRA	Ferrari 296 GT3	PROAM	3	257.7	25	257.7	28	257.7	29	257.7	30	256.5	19	257.5
7	99 Tresor Attempto Racing	DEU	Florian Scholze	DEU	Alex Arkin Aka	DEU	Audi R8 LMS GT3 Evo II	PROAM	4	257.7	2	257.7	14	257.7	17	255.9	4	255.9	8	257.0
8	25 AF Corse	ITA	Alessandro Cozzi	MCO	Giorgio Sernagiotto	ITA	Ferrari 296 GT3	PROAM	5	257.1	15	257.1	20	256.5	10	256.5	12	256.5	21	256.7
9	33 Greystone GT	GBR	Dean Macdonald	GBR	James Kell	GBR	McLaren 720s GT3 Evo	PRO	3	256.5	5	256.5	13	256.5	17	256.5	24	256.5	25	256.5
10	55 AF Corse	ITA	Laurent De Meeus	BEL	Jamie Stanley	GBR	Ferrari 296 GT3	PROAM	6	256.5	18	255.3	26	255.3	28	255.3	29	254.7	3	255.4
11	66 Greystone GT	GBR	Stewart Proctor	GBR	Lewis Proctor	GBR	McLaren 720S GT3	PROAM	7	256.5	30	255.9	20	255.9	31	255.9	32	255.3	21	255.9
12	75 ISR Racing	CZE	Filip Salaquarda	CZE	Libor Milota	CZE	Audi R8 LMS GT3 Evo II	PROAM	8	256.5	7	255.3	19	255.3	21	254.7	11	254.7	20	255.3
13	88 Spirit of Race	CHE	Gino Forgione	CHE	Michele Rugolo	ITA	Ferrari 296 GT3	PROAM	9	256.5	4	256.5	20	256.5	28	255.9	17	255.9	21	256.2
14	17 Team Motopark	DEU	Diego Menchaca	MEX	Marcos Siebert	ARG	Mercedes AMG GT3 EVO	PRO	4	255.9	3	254.7	11	254.7	22	254.7	23	254.1	4	254.8
15	23 Pellin Racing	ITA	Thor Haugen	USA	Paolo Ruberti	ITA	Ferrari 488 GT3 2020	PROAM	10	255.9	18	255.3	20	255.3	24	254.7	16	254.7	17	255.1
16	27 Spirit of Race	CHE	Marco Pulcini	MCO	Eddie Cheever	ITA	Ferrari 296 GT3	PROAM	11	255.9	4	255.9	13	255.9	27	255.9	28	255.3	10	255.8
17	96 Team Motopark	DEU	Lukas Dunner	AUT	Julian Hanses	DEU	Mercedes AMG GT3 EVO	PRO	5	255.9	29	255.3	30	254.7	19	254.7	28	254.1	8	254.9
18	6 GetSpeed	DEU	Valentin Pierburg	USA	Aaron Walker	GBR	Mercedes AMG GT3 EVO	PROAM	12	255.3	30	254.7	17	254.7	24	254.1	4	254.1	12	254.5
19	9 GetSpeed	DEU	Anthony Bartone	USA	Fabian Schiller	DEU	Mercedes AMG GT3 EVO	PRO	6	255.3	20	254.7	2	254.1	5	253.5	3	253.5	4	254.2
20	14 Good Speed Racing Team	POL	Piotr Wira	POL	Daan Arrow	NLD	Mercedes AMG GT3 EVO	PROAM	13	255.3	16	253.5	15	252.9	12	252.3	11	252.3	13	253.2
21	10 Oregon Team	ITA	Alessio Deledda	ITA	Jordan Pepper	ZAF	Lamborghini Huracan GT3 EVO2	PRO	7	254.7	14	254.7	16	254.1	12	253.5	4	253.5	7	254.1
22	12 Car Collection Motorsport	DEU	Hash	USA	Alex Fontana	CHE	Porsche 911 GT3 R (992)	PROAM	14	254.7	3	254.1	4	254.1	6	254.1	15	253.5	5	254.1
23	24 Greystone GT	GBR	Andrey Borodin	MD	Oliver Webb	GBR	McLaren 720s GT3 Evo	PROAM	15	254.7	5	253.5	4	252.9	7	251.7	6	250.5	3	252.6
24	63 Oregon Team	ITA	Alberto Di Folco	ITA	Leonardo Pulcini	ITA	Lamborghini Huracan GT3 EVO2	PRO	8	254.7	4	252.9	5	252.9	6	252.9	16	252.9	25	253.2
25	95 Team Motopark	DEU	Morten Strömsted	DNK	Thomas Ikin	GBR	Mercedes AMG GT3 EVO	PROAM	16	254.7	26	253.5	19	252.9	4	252.9	14	252.9	16	253.4
26	8 Il Barone Rampante	ITA	Giuseppe Cipriani	ITA	Rubens Barrichello	BRA	Lamborghini Huracan GT3 EVO			254.1	22	253.5	3	253.5	4	253.5	16	253.5	19	253.6
27	15 Car Collection Motorsport	DEU	Gustav Bergström	SWE	Nico Menzel	DEU	Porsche 911 GT3 R (992)	PRO	9	254.1	13	254.1	18	254.1	26	253.5	23	252.9	15	253.7
28	20 SPS Automotive Performance	DEU	Dominik Baumann	AUT	Mikael Pitamber	ZAF	Mercedes AMG GT3 EVO	PRO	10	254.1	4	254.1	21	254.1	28	253.5	3	253.5	15	253.8
29	54 CBRX by SPS	DEU	Dexter Müller	CHE	Yannick Mettler	CHE	Mercedes AMG GT3 EVO	PROAM	17	254.1	3	254.1	7	253.5	4	253.5	27	253.5	28	253.7
30	65 Team Motopark	DEU	Heiko Neumann	DEU	Timo Rumpfkeil	DEU	Mercedes AMG GT3 EVO	AM	2	254.1	9	254.1	15	254.1	19	253.5	10	253.5	16	253.8
31	69 Scuderia Villorba Corse	ITA	Michael Blanchemain	FRA	Jim Pla	FRA	Mercedes AMG GT3 EVO	PROAM	18	254.1	13	252.9	15	252.9	19	252.3	4	252.3	16	252.9
32	786 GetSpeed	DEU	Kiki Sak Nana	THA	Adam Osieka	DEU	Mercedes AMG GT3 EVO	AM	3	253.5	11	253.5	18	253.5	29	252.9	5	252.9	10	253.2
33	19 Oregon Team	ITA	Marzio Moretti	ITA	Artëm Petrov	ISR	Lamborghini Huracan GT3 EVO2	PRO	11	251.1	4	250.5	20	250.5	23	250.5	28	250.0	5	250.5
34	42 Leipert Motorsport	DEU	Mark Wallenwein	DEU	Maciej Blazek	POL	Lamborghini Huracan GT3 EVO2	PROAM	19	251.1	22	250.5	11	250.5	21	249.4	12	249.4	16	250.2
35	108 Vimana by GetSpeed	DEU	Ameerh Naran	ZNE	Tom Jackson	GBR	Mercedes AMG GT3 EVO	PROAM	20	251.1	3	251.1	4	251.1	14	251.1	15	251.1	17	251.1





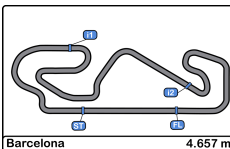
**Circuito de Barcelona**  
**International GT Open**  
**Private test 2**

**Fastest Laps Sequence**



Lap	Time of Day	Session Time	Nº Entrant/Team	Nat	Driver 1	Nat	Driver 2	Nat	Vehicle	Cat	Time	Km/h
2	15:33:33.164	3:33.164	96 Team Motopark		Lukas Dunner		Julian Hanses		Mercedes AMG GT3 EVO	PRO	1:43.609	161.8
2	15:33:48.865	3:48.865	20 SPS Automotive Performance		Dominik Baumann		Mikael Pitamber		Mercedes AMG GT3 EVO	PRO	1:43.435	162.0
2	15:34:23.537	4:23.537	54 CBRX by SPS		Dexter Müller		Yannick Mettler		Mercedes AMG GT3 EVO	PROAM	1:42.530	163.5
5	15:40:11.730	10:11.730	12 Car Collection Motorsport		Hash		Alex Fontana		Porsche 911 GT3 R (992)	PROAM	1:42.523	163.5
7	15:45:49.040	15:49.040	777 Olimp Racing		Marcin Jedlinski		Karol Basz		Audi R8 LMS GT3 Evo II	PROAM	1:42.423	163.6
7	15:45:59.824	15:59.824	51 Spirit of Race		Nicola Marinangeli		Vincent Abril		Ferrari 296 GT3	PRO	1:41.583	165.0
14	16:00:51.810	30:51.810	96 Team Motopark		Lukas Dunner		Julian Hanses		Mercedes AMG GT3 EVO	PRO	1:41.502	165.1
16	16:04:14.730	34:14.730	96 Team Motopark		Lukas Dunner		Julian Hanses		Mercedes AMG GT3 EVO	PRO	1:41.361	165.4





# Circuito de Barcelona

## International GT Open

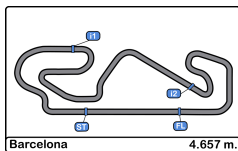
### Private test 2

#### Event Best Maximum Speed



Nº	Entrant/Team	Nat	Driver 1	Nat	Driver 2	Nat	Vehicle	Cat	Km/h	Session
5	Olimp Racing	POL	Stanislaw Jedlinski	POL	Krystian Korzeniowski	POL	Ferrari 296 GT3	AM	258.9	Private test 2
777	Olimp Racing	POL	Marcin Jedlinski	POL	Karol Basz	POL	Audi R8 LMS GT3 Evo II	PROAM	258.9	Private test 2
51	Spirit of Race	CHE	Nicola Marinangeli	ITA	Vincent Abril	FRA	Ferrari 296 GT3	PRO	258.9	Private test 2
1	Eastalent Racing	AUT	Simon Reicher	AUT	Christopher Haase	DEU	Audi R8 LMS GT3 Evo II	PRO	258.3	Private test 1
99	Tresor Attempto Racing	DEU	Florian Scholze	DEU	Alex Arkin Aka	DEU	Audi R8 LMS GT3 Evo II	PROAM	257.7	Private test 2
7	Car Collection Motorsport	DEU	Bashar Mardini	CAN	Tijmen van der Helm	NLD	Porsche 911 GT3 R (992)	PROAM	257.7	Private test 2
16	AF Corse	ITA	Marcelo Hahn	BRA	Allam Khodair	BRA	Ferrari 296 GT3	PROAM	257.7	Private test 2
33	Greystone GT	GBR	Dean Macdonald	GBR	James Kell	GBR	McLaren 720s GT3 Evo	PRO	257.1	Private test 1
88	Spirit of Race	CHE	Gino Forgione	CHE	Michele Rugolo	ITA	Ferrari 296 GT3	PROAM	257.1	Private test 1
25	AF Corse	ITA	Alessandro Cozzi	MCO	Giorgio Sernagiotto	ITA	Ferrari 296 GT3	PROAM	257.1	Private test 2
55	AF Corse	ITA	Laurent De Meeus	BEL	Jamie Stanley	GBR	Ferrari 296 GT3	PROAM	256.5	Private test 1
75	ISR Racing	CZE	Filip Salaquarda	CZE	Libor Milota	CZE	Audi R8 LMS GT3 Evo II	PROAM	256.5	Private test 2
66	Greystone GT	GBR	Stewart Proctor	GBR	Lewis Proctor	GBR	McLaren 720S GT3	PROAM	256.5	Private test 2
12	Car Collection Motorsport	DEU	Hash	USA	Alex Fontana	CHE	Porsche 911 GT3 R (992)	PROAM	255.9	Private test 1
17	Team Motopark	DEU	Diego Menchaca	MEX	Marcos Siebert	ARG	Mercedes AMG GT3 EVO	PRO	255.9	Private test 2
27	Spirit of Race	CHE	Marco Pulcini	MCO	Eddie Cheever	ITA	Ferrari 296 GT3	PROAM	255.9	Private test 2
23	Pellin Racing	ITA	Thor Haugen	USA	Paolo Ruberti	ITA	Ferrari 488 GT3 2020	PROAM	255.9	Private test 2
96	Team Motopark	DEU	Lukas Dunner	AUT	Julian Hanses	DEU	Mercedes AMG GT3 EVO	PRO	255.9	Private test 2
95	Team Motopark	DEU	Morten Strömsted	DNK	Thomas Ikin	GBR	Mercedes AMG GT3 EVO	PROAM	255.3	Private test 1
20	SPS Automotive Performance	DEU	Dominik Baumann	AUT	Mikael Pitamber	ZAF	Mercedes AMG GT3 EVO	PRO	255.3	Private test 1
8	Il Barone Rampante	ITA	Giuseppe Cipriani	ITA	Rubens Barrichello	BRA	Lamborghini Huracan GT3 EVO		255.3	Private test 1
14	Good Speed Racing Team	POL	Piotr Wira	POL	Daan Arrow	NLD	Mercedes AMG GT3 EVO	PROAM	255.3	Private test 2
9	GetSpeed	DEU	Anthony Bartone	USA	Fabian Schiller	DEU	Mercedes AMG GT3 EVO	PRO	255.3	Private test 2
6	GetSpeed	DEU	Valentin Pierburg	DEU	Aaron Walker	GBR	Mercedes AMG GT3 EVO	PROAM	255.3	Private test 2
10	Oregon Team	ITA	Alessio Deledda	ITA	Jordan Pepper	ZAF	Lamborghini Huracan GT3 EVO2	PRO	254.7	Private test 1
54	CBRX by SPS	DEU	Dexter Müller	CHE	Yannick Mettler	CHE	Mercedes AMG GT3 EVO	PROAM	254.7	Private test 1
63	Oregon Team	ITA	Alberto Di Folco	ITA	Leonardo Pulcini	ITA	Lamborghini Huracan GT3 EVO2	PRO	254.7	Private test 2
24	Greystone GT	GBR	Andrey Borodin	IND	Oliver Webb	GBR	McLaren 720s GT3 Evo	PROAM	254.7	Private test 2
69	Scuderia Villorba Corse	ITA	Michael Blanchemain	FRA	Jim Pla	FRA	Mercedes AMG GT3 EVO	PROAM	254.1	Private test 1
65	Team Motopark	DEU	Heiko Neumann	DEU	Timo Rumpfkeil	DEU	Mercedes AMG GT3 EVO	AM	254.1	Private test 2
15	Car Collection Motorsport	DEU	Gustav Bergström	SWE	Nico Menzel	DEU	Porsche 911 GT3 R (992)	PRO	254.1	Private test 2
786	GetSpeed	DEU	Kiki Sak Nana	THA	Adam Osieka	DEU	Mercedes AMG GT3 EVO	AM	253.5	Private test 2
42	Leipert Motorsport	DEU	Mark Wallenwein	DEU	Maciej Blazek	POL	Lamborghini Huracan GT3 EVO2	PROAM	251.7	Private test 1
19	Oregon Team	ITA	Marzio Moretti	ISR	Artëm Petrov	ISR	Lamborghini Huracan GT3 EVO2	PRO	251.1	Private test 2
108	Vimana by GetSpeed	DEU	Ameerh Naran	ZWE	Tom Jackson	GBR	Mercedes AMG GT3 EVO	PROAM	251.1	Private test 2





**Circuit de Barcelona  
International GT Open  
Private test 2  
Pit Stop Analysis**



**1** Simon Reicher Audi R8 LMS GT3 Evo II  
PRO Christopher Haase Eastalent Racing

Nº	In Day Time	In Time	Out Time	Pit Time	T. Pit Time	Handicap	Diff.
1	15:40:28.328	15:40:28.328	15:46:51.415	6:23.087	6:23.087		
2	15:57:49.243	15:57:49.243	15:58:24.384	35.141	6:58.228		
3	16:00:11.935	16:00:11.935	16:07:26.044	7:14.109	14:12.337		
4	16:16:03.539	16:16:03.539	16:18:19.432	2:15.893	16:28.230		
5	16:25:22.132	16:25:22.132	16:26:24.380	1:02.248	17:30.478		

**5** Stanislaw Jedlinski Ferrari 296 GT3  
AM Krystian Korzeniowski Olimp Racing

Nº	In Day Time	In Time	Out Time	Pit Time	T. Pit Time	Handicap	Diff.
1	15:41:14.159	15:41:14.159	15:44:54.833	3:40.674	3:40.674		
2	15:48:27.854	15:48:27.854	15:49:35.650	1:07.796	4:48.470		
3	15:51:25.814	15:51:25.814	15:58:55.455	7:29.641	12:18.111		

**6** Valentin Pierburg Mercedes AMG GT3 EVO  
PROAM Aaron Walker GetSpeed

Nº	In Day Time	In Time	Out Time	Pit Time	T. Pit Time	Handicap	Diff.
1	15:44:29.618	15:44:29.618	15:46:00.497	1:30.879	1:30.879		
2	15:53:06.279	15:53:06.279	15:54:22.134	1:15.855	2:46.734		
3	16:04:59.862	16:04:59.862	16:07:36.302	2:36.440	5:23.174		
4	16:19:51.926	16:19:51.926	16:21:07.455	1:15.529	6:38.703		

**7** Bashar Mardini Porsche 911 GT3 R (992)  
PROAM Tijmen van der Helm Car Collection Motorsport

Nº	In Day Time	In Time	Out Time	Pit Time	T. Pit Time	Handicap	Diff.
1	15:42:54.231	15:42:54.231	15:44:09.579	1:15.348	1:15.348		
2	15:51:29.475	15:51:29.475	15:54:18.869	2:49.394	4:04.742		
3	15:59:40.870	15:59:40.870	16:00:56.144	1:15.274	5:20.016		
4	16:11:40.557	16:11:40.557	16:14:44.894	3:04.337	8:24.353		
5	16:20:04.414	16:20:04.414	16:21:19.352	1:14.938	9:39.291		

**8** Giuseppe Cipriani Lamborghini Huracan GT3 EVO  
Rubens Barrichello Il Barone Rampante

Nº	In Day Time	In Time	Out Time	Pit Time	T. Pit Time	Handicap	Diff.
1	15:42:19.804	15:42:19.804	15:46:28.727	4:08.923	4:08.923		
2	15:55:26.891	15:55:26.891	16:00:59.509	5:32.618	9:41.541		
3	16:06:26.929	16:06:26.929	16:09:18.221	2:51.292	12:32.833		
4	16:18:12.847	16:18:12.847	16:19:43.281	1:30.434	14:03.267		

**9** Anthony Bartone Mercedes AMG GT3 EVO  
PRO Fabian Schiller GetSpeed

Nº	In Day Time	In Time	Out Time	Pit Time	T. Pit Time	Handicap	Diff.
1	15:45:13.145	15:45:13.145	15:47:29.293	2:16.148	2:16.148		
2	16:03:26.254	16:03:26.254	16:06:12.900	2:46.646	5:02.794		
3	16:16:42.357	16:16:42.357	16:18:03.399	1:21.042	6:23.836		

**10** Alessio Deledda Lamborghini Huracan GT3 EVO2  
PRO Jordan Pepper Oregon Team

Nº	In Day Time	In Time	Out Time	Pit Time	T. Pit Time	Handicap	Diff.
1	15:40:04.496	15:40:04.496	15:41:53.469	1:48.973	1:48.973		
2	15:48:56.033	15:48:56.033	15:50:55.974	1:59.941	3:48.914		
3	16:03:06.867	16:03:06.867	16:05:26.094	2:19.227	6:08.141		
4	16:12:40.569	16:12:40.569	16:16:20.869	3:40.300	9:48.441		

**12** Hash Porsche 911 GT3 R (992)  
PROAM Alex Fontana Car Collection Motorsport

Nº	In Day Time	In Time	Out Time	Pit Time	T. Pit Time	Handicap	Diff.
1	15:41:56.880	15:41:56.880	15:48:52.369	6:55.489	6:55.489		
2	15:57:39.324	15:57:39.324	16:00:28.353	2:49.029	9:44.518		
3	16:09:02.840	16:09:02.840	16:10:17.460	1:14.620	10:59.138		

**14** Piotr Wira Mercedes AMG GT3 EVO  
PROAM Daan Arrow Good Speed Racing Team

Nº	In Day Time	In Time	Out Time	Pit Time	T. Pit Time	Handicap	Diff.
1	15:47:59.462	15:47:59.462	15:49:34.823	1:35.361	1:35.361		
2	16:01:54.122	16:01:54.122	16:04:09.054	2:14.932	3:50.293		

**15** Gustav Bergström Porsche 911 GT3 R (992)  
PRO Nico Menzel Car Collection Motorsport

Nº	In Day Time	In Time	Out Time	Pit Time	T. Pit Time	Handicap	Diff.
1	15:40:12.467	15:40:12.467	15:44:14.014	4:01.547	4:01.547		
2	15:53:04.791	15:53:04.791	15:54:48.182	1:43.391	5:44.938		
3	16:03:36.220	16:03:36.220	16:05:05.952	1:29.732	7:14.670		
4	16:13:49.964	16:13:49.964	16:19:56.064	6:06.100	13:20.770		

**16** Marcelo Hahn Ferrari 296 GT3  
PROAM Allam Khodair AF Corse

Nº	In Day Time	In Time	Out Time	Pit Time	T. Pit Time	Handicap	Diff.
1	15:46:25.945	15:46:25.945	15:47:44.630	1:18.685	1:18.685		
2	16:00:10.900	16:00:10.900	16:02:20.485	2:09.585	3:28.270		
3	16:11:51.702	16:11:51.702	16:14:57.184	3:05.482	6:33.752		
4	16:21:59.050	16:21:59.050	16:23:15.602	1:16.552	7:50.304		

**17** Diego Menchaca Mercedes AMG GT3 EVO  
PRO Marcos Siebert Team Motopark

Nº	In Day Time	In Time	Out Time	Pit Time	T. Pit Time	Handicap	Diff.
1	15:42:31.845	15:42:31.845	15:51:30.774	8:58.929	8:58.929		
2	16:00:16.314	16:00:16.314	16:03:53.107	3:36.793	12:35.722		
3	16:14:20.438	16:14:20.438	16:15:35.782	1:15.344	13:51.066		
4	16:19:12.016	16:19:12.016	16:23:49.537	4:37.521	18:28.587		

**19** Marzio Moretti Lamborghini Huracan GT3 EVO2  
PRO Artëm Petrov Oregon Team

Nº	In Day Time	In Time	Out Time	Pit Time	T. Pit Time	Handicap	Diff.
1	15:32:00.797	15:32:00.797	15:32:24.266	23.469	23.469		
2	15:34:11.599	15:34:11.599	15:35:05.778	54.179	1:17.648		
3	15:43:56.661	15:43:56.661	15:46:25.980	2:29.319	3:46.967		
4	16:02:15.590	16:02:15.590	16:03:37.965	1:22.375	5:09.342		
5	16:10:48.618	16:10:48.618	16:13:39.660	2:51.042	8:00.384		
6	16:22:44.522	16:22:44.522	16:24:00.640	1:16.118	9:16.502		

**20** Dominik Baumann Mercedes AMG GT3 EVO  
PRO Mikael Pitamber SPS Automotive Performance

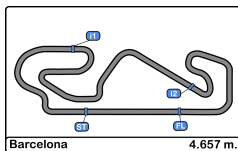
Nº	In Day Time	In Time	Out Time	Pit Time	T. Pit Time	Handicap	Diff.
1	15:37:17.684	15:37:17.684	15:38:30.321	1:12.637	1:12.637		
2	15:50:51.523	15:50:51.523	15:53:46.625	2:55.102	4:07.739		
3	16:04:13.916	16:04:13.916	16:06:22.278	2:08.362	6:16.101		
4	16:15:18.760	16:15:18.760	16:17:51.032	2:32.272	8:48.373		

**23** Thor Haugen Ferrari 488 GT3 2020  
PROAM Paolo Ruberti Pellin Racing

Nº	In Day Time	In Time	Out Time	Pit Time	T. Pit Time	Handicap	Diff.
1	15:45:29.572	15:45:29.572	15:49:05.505	3:35.933	3:35.933		
2	16:00:09.916	16:00:09.916	16:07:07.612	6:57.696	10:33.629		
3	16:17:46.269	16:17:46.269	16:22:13.929	4:27.660	15:01.289		







**Circuit de Barcelona**  
**International GT Open**  
**Private test 2**  
**Pit Stop Analysis**



**24** Andrey Borodin McLaren 720s GT3 Evo  
 PROAM Oliver Webb Greystone GT

Nº	In Day Time	In Time	Out Time	Pit Time	T. Pit Time	Handicap	Diff.
1	15:42:56.001	15:42:56.001	15:48:44.029	5:48.028	5:48.028		

**25** Alessandro Cozzi Ferrari 296 GT3  
 PROAM Giorgio Sernagiotto AF Corse

Nº	In Day Time	In Time	Out Time	Pit Time	T. Pit Time	Handicap	Diff.
1	15:39:22.284	15:39:22.284	15:40:58.655	1:36.371	1:36.371		
2	15:58:47.487	15:58:47.487	16:00:44.313	1:56.826	3:33.197		
3	16:13:24.130	16:13:24.130	16:15:22.498	1:58.368	5:31.565		

**27** Marco Pulcini Ferrari 296 GT3  
 PROAM Eddie Cheever Spirit of Race

Nº	In Day Time	In Time	Out Time	Pit Time	T. Pit Time	Handicap	Diff.
1	15:44:26.867	15:44:26.867	15:46:31.119	2:04.252	2:04.252		
2	15:50:04.124	15:50:04.124	15:51:04.338	1:00.214	3:04.466		
3	15:58:13.844	15:58:13.844	16:02:35.853	4:22.009	7:26.475		
4	16:13:29.966	16:13:29.966	16:16:23.219	2:53.253	10:19.728		
5	16:23:34.698	16:23:34.698	16:24:59.766	1:25.068	11:44.796		

**33** Dean Macdonald McLaren 720s GT3 Evo  
 PRO James Kell Greystone GT

Nº	In Day Time	In Time	Out Time	Pit Time	T. Pit Time	Handicap	Diff.
1	15:41:40.133	15:41:40.133	15:47:55.465	6:15.332	6:15.332		
2	15:56:46.432	15:56:46.432	15:58:06.133	1:19.701	7:35.033		
3	16:08:44.825	16:08:44.825	16:12:47.316	4:02.491	11:37.524		
4	16:21:34.930	16:21:34.930	16:22:49.285	1:14.355	12:51.879		

**42** Mark Wallenwein Lamborghini Huracan GT3 EVO2  
 PROAM Maciej Blazek Leipert Motorsport

Nº	In Day Time	In Time	Out Time	Pit Time	T. Pit Time	Handicap	Diff.
1	15:58:36.582	15:58:36.582	16:04:06.522	5:29.940	5:29.940		
2	16:16:40.303	16:16:40.303	16:18:06.829	1:26.526	6:56.466		

**51** Nicola Marinangeli Ferrari 296 GT3  
 PRO Vincent Abril Spirit of Race

Nº	In Day Time	In Time	Out Time	Pit Time	T. Pit Time	Handicap	Diff.
1	15:40:10.601	15:40:10.601	15:42:33.760	2:23.159	2:23.159		
2	15:51:11.899	15:51:11.899	15:52:36.917	1:25.018	3:48.177		
3	16:10:06.361	16:10:06.361	16:16:56.511	6:50.150	10:38.327		
4	16:25:42.574	16:25:42.574	16:27:07.877	1:25.303	12:03.630		

**54** Dexter Müller Mercedes AMG GT3 EVO  
 PROAM Yannick Mettler CBRX by SPS

Nº	In Day Time	In Time	Out Time	Pit Time	T. Pit Time	Handicap	Diff.
1	15:38:04.178	15:38:04.178	15:40:15.345	2:11.167	2:11.167		
2	15:45:36.627	15:45:36.627	15:48:13.958	2:37.331	4:48.498		
3	16:04:43.771	16:04:43.771	16:08:13.784	3:30.013	8:18.511		
4	16:22:34.317	16:22:34.317	16:24:40.383	2:06.066	10:24.577		

**55** Laurent De Meeus Ferrari 296 GT3  
 PROAM Jamie Stanley AF Corse

Nº	In Day Time	In Time	Out Time	Pit Time	T. Pit Time	Handicap	Diff.
1	15:43:45.189	15:43:45.189	15:47:47.915	4:02.726	4:02.726		
2	16:00:32.106	16:00:32.106	16:02:40.036	2:07.930	6:10.656		
3	16:20:42.858	16:20:42.858	16:22:20.723	1:37.865	7:48.521		

**63** Alberto Di Folco Lamborghini Huracan GT3 EVO2  
 PRO Leonardo Pulcini Oregon Team

Nº	In Day Time	In Time	Out Time	Pit Time	T. Pit Time	Handicap	Diff.
1	15:51:32.228	15:51:32.228	15:53:20.548	1:48.320	1:48.320		
2	16:04:11.490	16:04:11.490	16:07:27.403	3:15.913	5:04.233		
3	16:19:48.264	16:19:48.264	16:21:10.705	1:22.441	6:26.674		

**65** Heiko Neumann Mercedes AMG GT3 EVO  
 AM Timo Rumpfkeil Team Motopark

Nº	In Day Time	In Time	Out Time	Pit Time	T. Pit Time	Handicap	Diff.
1	15:39:07.199	15:39:07.199	15:40:57.756	1:50.557	1:50.557		
2	15:53:33.066	15:53:33.066	15:58:12.230	4:39.164	6:29.721		
3	16:10:31.256	16:10:31.256	16:16:54.379	6:23.123	12:52.844		

**66** Stewart Proctor McLaren 720s GT3  
 PROAM Lewis Proctor Greystone GT

Nº	In Day Time	In Time	Out Time	Pit Time	T. Pit Time	Handicap	Diff.
1	15:43:29.715	15:43:29.715	15:45:39.467	2:09.752	2:09.752		
2	16:03:24.801	16:03:24.801	16:04:58.922	1:34.121	3:43.873		
3	16:17:07.945	16:17:07.945	16:18:21.826	1:13.881	4:57.754		
4	16:25:18.880	16:25:18.880	16:26:25.367	1:06.487	6:04.241		

**69** Michael Blanchemain Mercedes AMG GT3 EVO  
 PROAM Jim Pla Scuderia Villorba Corse

Nº	In Day Time	In Time	Out Time	Pit Time	T. Pit Time	Handicap	Diff.
1	15:41:38.432	15:41:38.432	15:44:36.349	2:57.917	2:57.917		
2	15:48:18.902	15:48:18.902	15:50:58.101	2:39.199	5:37.116		
3	15:59:46.109	15:59:46.109	16:01:54.686	2:08.577	7:45.693		
4	16:07:11.551	16:07:11.551	16:27:58.808	20:47.257	28:32.950		

**75** Filip Salaquarda Audi R8 LMS GT3 Evo II  
 PROAM Libor Milota ISR Racing

Nº	In Day Time	In Time	Out Time	Pit Time	T. Pit Time	Handicap	Diff.
1	15:31:59.675	15:31:59.675	15:32:40.254	40.579	40.579		
2	15:45:19.403	15:45:19.403	15:46:36.036	1:16.633	1:57.212		
3	15:57:12.011	15:57:12.011	15:59:16.441	2:04.430	4:01.642		
4	16:11:50.445	16:11:50.445	16:15:39.598	3:49.153	7:50.795		

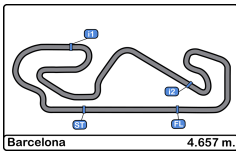
**88** Gino Forgione Ferrari 296 GT3  
 PROAM Michele Rugolo Spirit of Race

Nº	In Day Time	In Time	Out Time	Pit Time	T. Pit Time	Handicap	Diff.
1	15:48:55.038	15:48:55.038	15:50:22.051	1:27.013	1:27.013		
2	16:04:40.413	16:04:40.413	16:06:43.678	2:03.265	3:30.278		
3	16:13:47.291	16:13:47.291	16:18:24.256	4:36.965	8:07.243		
4	16:23:54.295	16:23:54.295	16:25:12.017	1:17.722	9:24.965		

**95** Morten Strömsted Mercedes AMG GT3 EVO  
 PROAM Thomas Ikin Team Motopark

Nº	In Day Time	In Time	Out Time	Pit Time	T. Pit Time	Handicap	Diff.
1	15:43:02.753	15:43:02.753	15:48:58.646	5:55.893	5:55.893		
2	16:04:50.432	16:04:50.432	16:08:16.959	3:26.527	9:22.420		
3	16:18:55.961	16:18:55.961	16:20:12.266	1:16.305	10:38.725		
4	16:22:02.317	16:22:02.317	16:24:42.925	2:40.608	13:19.333		





**Circuit de Barcelona  
International GT Open  
Private test 2  
Pit Stop Analysis**



**96** Lukas Dunner Mercedes AMG GT3 EVO

PRO Julian Hanses Team Motopark

Nº	In Day Time	In Time	Out Time	Pit Time	T. Pit Time	Handicap	Diff.
1	15:37:00.632	15:37:00.632	15:38:16.835	1:16.203	1:16.203		
2	15:45:22.218	15:45:22.218	15:46:45.230	1:23.012	2:39.215		
3	15:53:53.218	15:53:53.218	15:57:26.898	3:33.680	6:12.895		
4	16:06:02.655	16:06:02.655	16:07:29.740	1:27.085	7:39.980		
5	16:19:43.409	16:19:43.409	16:21:23.690	1:40.281	9:20.261		

**99** Florian Scholze Audi R8 LMS GT3 Evo II

PROAM Alex Arkin Aka Tresor Attempto Racing

Nº	In Day Time	In Time	Out Time	Pit Time	T. Pit Time	Handicap	Diff.
1	15:37:31.628	15:37:31.628	15:44:34.969	7:03.341	7:03.341		
2	15:56:47.723	15:56:47.723	15:59:26.858	2:39.135	9:42.476		
3	16:10:00.032	16:10:00.032	16:14:59.719	4:59.687	14:42.163		

**108** Ameersh Naran Mercedes AMG GT3 EVO

PROAM Tom Jackson GetSpeed

Nº	In Day Time	In Time	Out Time	Pit Time	T. Pit Time	Handicap	Diff.
1	15:40:39.940	15:40:39.940	15:42:31.548	1:51.608	1:51.608		

**777** Marcin Jedlinski Audi R8 LMS GT3 Evo II

PROAM Karol Basz Olimp Racing

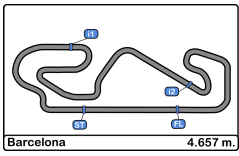
Nº	In Day Time	In Time	Out Time	Pit Time	T. Pit Time	Handicap	Diff.
1	15:40:31.822	15:40:31.822	15:42:15.388	1:43.566	1:43.566		
2	15:51:03.062	15:51:03.062	15:55:46.220	4:43.158	6:26.724		
3	16:04:53.275	16:04:53.275	16:06:54.451	2:01.176	8:27.900		
4	16:19:18.527	16:19:18.527	16:25:57.455	6:38.928	15:06.828		

**786** Kiki Sak Nana Mercedes AMG GT3 EVO

AM Adam Osieka GetSpeed

Nº	In Day Time	In Time	Out Time	Pit Time	T. Pit Time	Handicap	Diff.
1	15:38:51.952	15:38:51.952	15:40:18.202	1:26.250	1:26.250		
2	15:51:07.298	15:51:07.298	15:52:34.311	1:27.013	2:53.263		
3	16:05:21.909	16:05:21.909	16:07:00.006	1:38.097	4:31.360		
4	16:17:40.481	16:17:40.481	16:18:56.731	1:16.250	5:47.610		

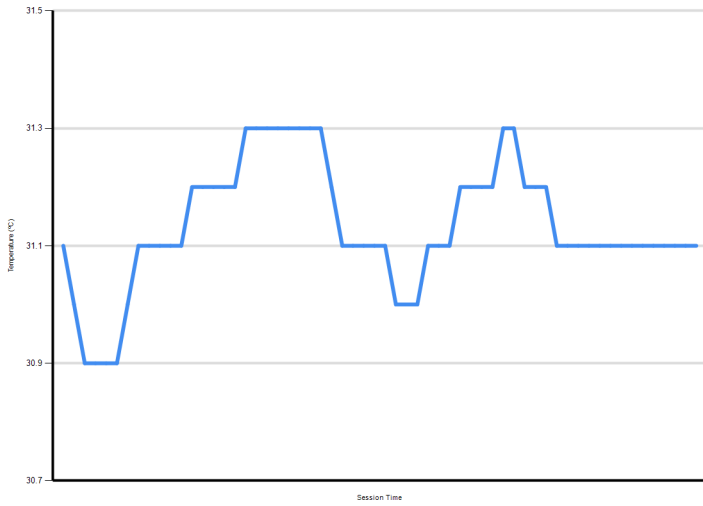




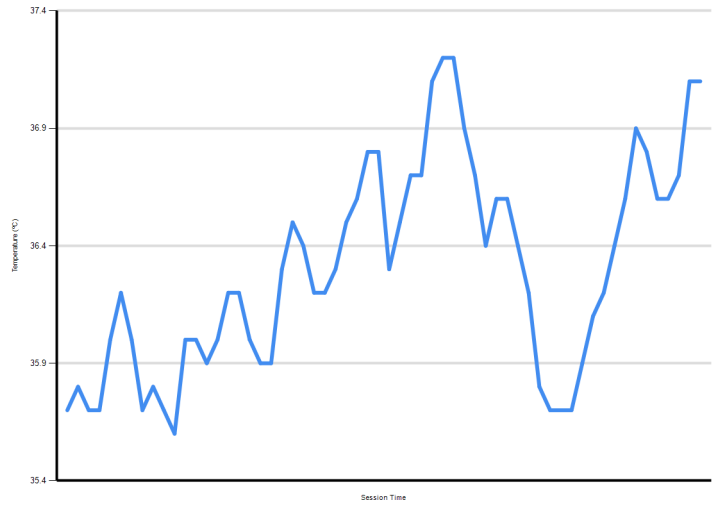
# Circuit de Barcelona International GT Open Private test 2 Weather Report



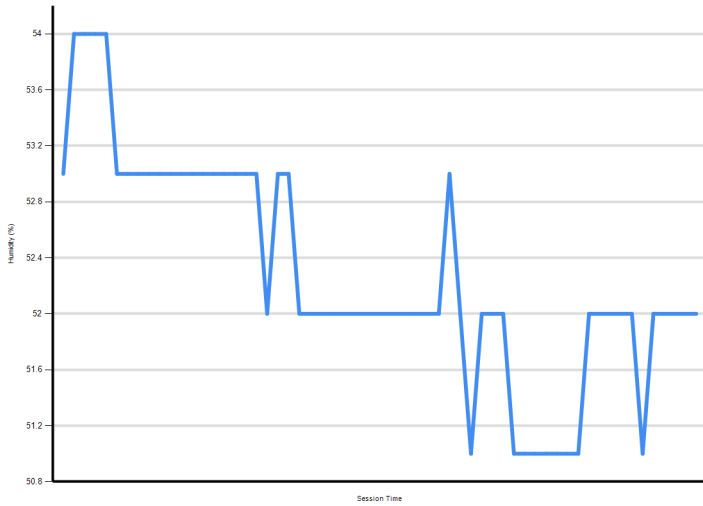
Air Temperature




Track Temperature



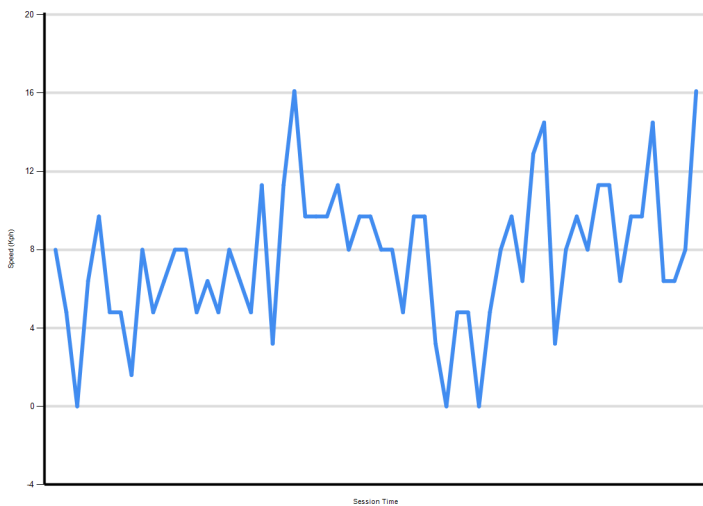
Humidity



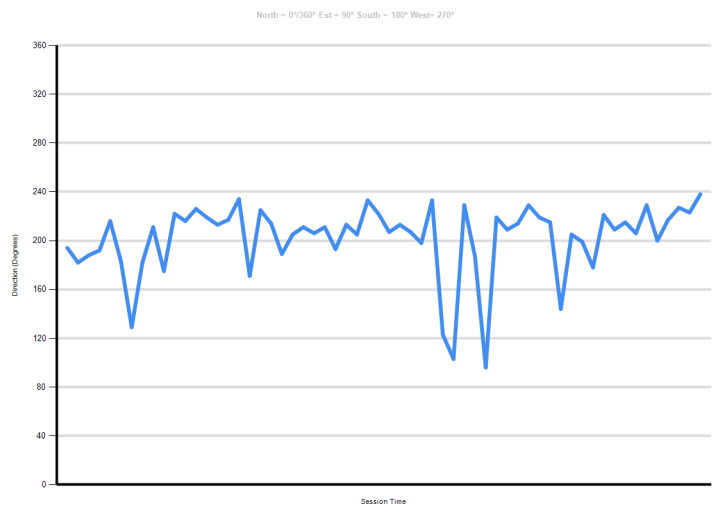
Pressure

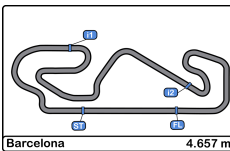


Wind Speed



Wind direction





**Circuito de Barcelona**  
**International GT Open**  
**Private test 1 - 2**  
**Combined Results**



Cls	Nº	Entrant/Team	Nat	Driver 1	Nat	Driver 2	Nat	Vehicle	Cat	Cls	Laps	PT1	PT2	Best	Gap	Interval	Km/h		
1	9	GetSpeed	DEU	Anthony Bartone	USA	Fabian Schiller	DEU	Mercedes AMG GT3 EVO	PRO	1	55	1:41.197	20	1:42.179	19	1:41.197	165.6		
2	16	AF Corse	ITA	Marcelo Hahn	BRA	Allam Khodair	BRA	Ferrari 296 GT3	PROAM	1	53	1:41.349	16	1:41.736	28	1:41.349	0.152	0.152	165.4
3	96	Team Motopark	DEU	Lukas Dunner	AUT	Julian Hanses	DEU	Mercedes AMG GT3 EVO	PRO	2	53	1:42.181	4	1:41.361	16	1:41.361	0.164	0.012	165.4
4	12	Car Collection Motorsport	DEU	Hash	USA	Alex Fontana	CHE	Porsche 911 GT3 R (992)	PROAM	2	56	1:41.601	14	1:41.395	15	1:41.395	0.198	0.034	165.3
5	15	Car Collection Motorsport	DEU	Gustav Bergström	SWE	Nico Menzel	DEU	Porsche 911 GT3 R (992)	PRO	3	52	1:41.425	12	1:42.478	17	1:41.425	0.228	0.030	165.2
6	51	Spirit of Race	CHE	Nicola Marinangeli	ITA	Vincent Abril	FRA	Ferrari 296 GT3	PRO	4	51	1:42.248	15	1:41.583	7	1:41.583	0.386	0.158	165.0
7	17	Team Motopark	DEU	Diego Menchaca	MEX	Marcos Siebert	ARG	Mercedes AMG GT3 EVO	PRO	5	32	1:43.693	9	1:41.586	21	1:41.586	0.389	0.003	165.0
8	33	Greystone GT	GBR	Dean Macdonald	GBR	James Kell	GBR	McLaren 720s GT3 Evo	PRO	6	55	1:41.643	16	1:41.954	20	1:41.643	0.446	0.057	164.9
9	1	Eastalent Racing	AUT	Simon Reicher	AUT	Christopher Haase	DEU	Audi R8 LMS GT3 Evo II	PRO	7	47	1:42.407	12	1:41.841	14	1:41.841	0.644	0.198	164.6
10	10	Oregon Team	ITA	Alessio Deledda	ITA	Jordan Pepper	ZAF	Lamborghini Huracan GT3 EVO2	PRO	8	51	1:41.878	11	1:42.533	15	1:41.878	0.681	0.037	164.5
11	66	Greystone GT	GBR	Stewart Proctor	GBR	Lewis Proctor	GBR	McLaren 720S GT3	PROAM	3	59	1:41.950	12	1:42.140	19	1:41.950	0.753	0.072	164.4
12	27	Spirit of Race	CHE	Marco Pulcini	MCO	Eddie Cheever	ITA	Ferrari 296 GT3	PROAM	4	52	1:41.984	14	1:41.962	27	1:41.962	0.765	0.012	164.4
13	20	SPS Automotive Performance	DEU	Dominik Baumann	AUT	Mikael Pitamber	ZAF	Mercedes AMG GT3 EVO	PRO	9	52	1:41.973	9	1:42.824	15	1:41.973	0.776	0.011	164.4
14	6	GetSpeed	DEU	Valentin Pierburg	DEU	Aaron Walker	GBR	Mercedes AMG GT3 EVO	PROAM	5	54	1:42.896	12	1:42.295	21	1:42.295	1.098	0.322	163.8
15	777	Olimp Racing	POL	Marcin Jedlinski	POL	Karol Basz	POL	Audi R8 LMS GT3 Evo II	PROAM	6	51	1:42.812	4	1:42.348	9	1:42.348	1.151	0.053	163.8
16	63	Oregon Team	ITA	Alberto Di Folco	ITA	Leonardo Pulcini	ITA	Lamborghini Huracan GT3 EVO2	PRO	10	52	1:42.430	13	1:42.721	20	1:42.430	1.233	0.082	163.6
17	95	Team Motopark	DEU	Morten Strömsted	DNK	Thomas Ikin	GBR	Mercedes AMG GT3 EVO	PROAM	7	53	1:43.457	14	1:42.434	25	1:42.434	1.237	0.004	163.6
18	54	CBRX by SPS	DEU	Dexter Müller	CHE	Yannick Mettler	CHE	Mercedes AMG GT3 EVO	PROAM	8	51	1:43.189	9	1:42.530	2	1:42.530	1.333	0.096	163.5
19	55	AF Corse	ITA	Laurent De Meeus	BEL	Jamie Stanley	GBR	Ferrari 296 GT3	PROAM	9	53	1:43.353	21	1:42.769	26	1:42.769	1.572	0.239	163.1
20	69	Scuderia Villorba Corse	ITA	Michael Blanchemain	FRA	Jim Pla	FRA	Mercedes AMG GT3 EVO	PROAM	10	41	1:43.769	15	1:43.000	12	1:43.000	1.803	0.231	162.7
21	7	Car Collection Motorsport	DEU	Bashar Mardini	CAN	Tijmen van der Helm	NLD	Porsche 911 GT3 R (992)	PROAM	11	55	1:43.193	12	1:43.025	19	1:43.025	1.828	0.025	162.7
22	75	ISR Racing	CZE	Filip Salaquarda	CZE	Libor Milota	CZE	Audi R8 LMS GT3 Evo II	PROAM	12	53	1:43.467	11	1:43.027	28	1:43.027	1.830	0.002	162.7
23	88	Spirit of Race	CHE	Gino Forgione	CHE	Michele Rugolo	ITA	Ferrari 296 GT3	PROAM	13	52	1:43.030	22	1:43.102	20	1:43.030	1.833	0.003	162.7
24	99	Tresor Attempto Racing	DEU	Florian Scholze	DEU	Alex Arkin Aka	DEU	Audi R8 LMS GT3 Evo II	PROAM	14	27			1:43.060	7	1:43.060	1.863	0.030	162.6
25	25	AF Corse	ITA	Alessandro Cozzi	MCO	Giorgio Sernagiotto	ITA	Ferrari 296 GT3	PROAM	15	51	1:43.871	13	1:43.114	25	1:43.114	1.917	0.054	162.5
26	8	Il Barone Rampante	ITA	Giuseppe Cipriani	ITA	Rubens Barrichello	BRA	Lamborghini Huracan GT3 EVO		41	1:45.121	17	1:43.123	18	1:43.123	1.926	0.009	162.5	
27	14	Good Speed Racing Team	POL	Piotr Wira	POL	Daan Arrow	NLD	Mercedes AMG GT3 EVO	PROAM	16	38	1:43.359	4	1:43.244	12	1:43.244	2.047	0.121	162.3
28	23	Pellin Racing	ITA	Thor Haugen	USA	Paolo Ruberti	ITA	Ferrari 488 GT3 2020	PROAM	17	46	1:43.311	20	1:43.792	23	1:43.311	2.114	0.067	162.2
29	19	Oregon Team	ITA	Marzio Moretti	ITA	Artëm Petrov	ISR	Lamborghini Huracan GT3 EVO2	PRO	11	54	1:44.130	18	1:43.334	5	1:43.334	2.137	0.023	162.2
30	24	Greystone GT	GBR	Andrey Borodin	IND	Oliver Webb	GBR	McLaren 720s GT3 Evo	PROAM	18	11	1:58.926	2	1:43.522	6	1:43.522	2.325	0.188	161.9
31	786	GetSpeed	DEU	Kiki Sak Nana	THA	Adam Osieka	DEU	Mercedes AMG GT3 EVO	AM	1	59	1:43.651	25	1:43.698	20	1:43.651	2.454	0.129	161.7
32	5	Olimp Racing	POL	Stanislaw Jedlinski	POL	Krystian Korzeniowski	POL	Ferrari 296 GT3	AM	2	47	1:44.806	12	1:43.651	3	1:43.651	2.454	0.000	161.7
33	65	Team Motopark	DEU	Heiko Neumann	DEU	Timo Rumpfkeil	DEU	Mercedes AMG GT3 EVO	AM	3	52	1:44.353	17	1:43.858	14	1:43.858	2.661	0.207	161.4
34	42	Leipert Motorsport	DEU	Mark Wallenwein	DEU	Maciej Blazek	POL	Lamborghini Huracan GT3 EVO2	PROAM	19	48	1:44.732	21	1:45.693	20	1:44.732	3.535	0.874	160.0
35	108	Vimana by GetSpeed	DEU	Ameerh Naran	ZWE	Tom Jackson	GBR	Mercedes AMG GT3 EVO	PROAM	20	32	1:45.078	4	1:45.716	3	1:45.078	3.881	0.346	159.5

Published at:.....

Race Director:

Timekeeper:

