

Autodromo Int. do Algarve
International GT Open
Free practice - 2
Provisional Results



Autodromo do Algarve 4.653 m.

Cls	Nº	Entrant/Team	Nat	Driver 1	Nat	Driver 2	Nat	Vehicle	Cat	Cls	Laps	Best	Time	Gap	Interval	Km/h
1	31	Car Collection Motorsport	DEU	Hash	USA	Alex Fontana	CHE	Porsche 911 GT3 R (992)	PROAM	1	28	27	1:42.247			163.8
2	11	Team Motopark	DEU	Levente Révész	HUN	Matteo Cairoli	ITA	Mercedes AMG GT3 EVO	PRO	1	23	4	1:42.404	0.157	0.157	163.5
3	9	GetSpeed	DEU	Anthony Bartone	USA	Fabian Schiller	DEU	Mercedes AMG GT3 EVO	PRO	2	27	20	1:42.635	0.388	0.231	163.2
4	54	CBRX by SPS	DEU	Dexter Müller	CHE	Yannick Mettler	CHE	Mercedes AMG GT3 EVO	PROAM	2	27	4	1:42.760	0.513	0.125	163.0
5	20	SPS Automotive Performance	DEU	Valentin Pierburg	DEU	Dominik Baumann	AUT	Mercedes AMG GT3 EVO	PROAM	3	26	7	1:42.795	0.548	0.035	162.9
6	82	GetSpeed	DEU	Marcelo Ramírez	MEX	Ralf Aron	EST	Mercedes AMG GT3 EVO	PRO	3	27	16	1:42.912	0.665	0.117	162.7
7	80	Mertel Motorsport	DEU	Luca Ludwig	DEU	Iván Velasco	ESP	Ferrari 488 GT3 Evo	PROAM	4	9	4	1:42.933	0.686	0.021	162.7
8	1	Eastalent Racing	AUT	Simon Reicher	AUT	Christopher Haase	DEU	Audi R8 LMS GT3 EVO II	PRO	4	26	6	1:42.934	0.687	0.001	162.7
9	33	Greystone GT	GBR	Dean Macdonald	GBR	James Kell	GBR	McLaren 720S GT3 EVO	PRO	5	19	10	1:42.968	0.721	0.034	162.6
10	55	AF Corse	ITA	Laurent De Meeus	BEL	Vincent Abril	FRA	Ferrari 296 GT3	PROAM	5	21	7	1:43.079	0.832	0.111	162.5
11	18	Dinamic GT	ITA	Alexey Nesov	MDA	Maksim Kizilov	MDA	Porsche 911 GT3 R (992)	PRO	6	30	26	1:43.121	0.874	0.042	162.4
12	28	BDR Grupo Prom Racing Team	BEL	Amaury Bonduel	FRA	Luis Michael Dörbbecker	MEX	Mercedes AMG GT3 EVO	PRO	7	22	7	1:43.127	0.880	0.006	162.4
13	6	GetSpeed	DEU	Steve Jans	LUX	Aaron Walker	GBR	Mercedes AMG GT3 EVO	PROAM	6	26	4	1:43.388	1.141	0.261	162.0
14	75	Team ISR	CZE	Filip Salaquarda	CZE	Libor Milota	CZE	Audi R8 LMS GT3 EVO II	PROAM	7	25	8	1:43.388	1.141	0.000	162.0
15	21	AF Corse	ITA	Gino Forgione	CHE	Michele Rugolo	ITA	Ferrari 296 GT3	AM	1	30	7	1:43.414	1.167	0.026	161.9
16	4	Optimum Motorsport	GBR	Michael Porter	GBR	Zac Meakin	GBR	McLaren 720S GT3 EVO	PRO	8	14	6	1:43.437	1.190	0.023	161.9
17	777	Olimp Racing	POL	Marcin Jedliński	POL	Karol Basz	POL	Ferrari 296 GT3	PROAM	8	24	4	1:43.610	1.363	0.173	161.6
18	17	Elite Motorsport with Entire Race Engineering	GBR	Tom Lebbon	GBR	Tom Emson	GBR	Ferrari 296 GT3	PRO	9	25	10	1:43.730	1.483	0.120	161.4
19	51	AF Corse	ITA	Carl Bennett	ITA	Tommaso Mosca	ITA	Ferrari 296 GT3	PRO	10	32	30	1:43.770	1.523	0.040	161.4
20	188	Garage 59	GBR	Mark Sansom	GBR	Miguel Ramos	PRT	McLaren 720S GT3 EVO	AM	2	23	11	1:43.843	1.596	0.073	161.3
21	13	Team Motopark	DEU	Robert Visoiu	ROU	Niklas Krütten	DEU	Mercedes AMG GT3 EVO	PRO	11	24	8	1:43.858	1.611	0.015	161.2
22	79	Tsunami RT	SMR	Johannes Zelger	ITA	Fabio Babini	ITA	Porsche 911 GT3 R (992)	PROAM	9	17	4	1:43.912	1.665	0.054	161.2
23	63	Oregon Team	ITA	Antoine Doquin	FRA	Artem Petrov	ISR	Lamborghini Huracán GT3 EVO2	PRO	12	15	3	1:43.959	1.712	0.047	161.1
24	10	Iron Lynx	ITA	Brenton Grove	AUS	Stephen Grove	AUS	Mercedes AMG GT3 EVO	PROAM	10	30	18	1:44.241	1.994	0.282	160.6
25	5	Olimp Racing	POL	Stanislaw Jedliński	POL	Krystian Korzeniowski	POL	Ferrari 296 GT3	AM	3	27	5	1:44.314	2.067	0.073	160.5
26	86	Team Thor	ISL	Audunn Gudmundsson	ISL	Thorvaldur Gissurarson	ISL	Porsche 911 GT3 R (992)	AM	4	32	18	1:44.500	2.253	0.186	160.2
27	26	Sainteloc Racing	FRA	Michael Blanchemain	FRA	Marcus Páverud	NOR	Audi R8 LMS GT3 EVO II	PROAM	11	23	17	1:44.522	2.275	0.022	160.2
28	19	Oregon Team	ITA	Robin Rogalski	POL	Filip Ugran	ROU	Lamborghini Huracán GT3 EVO2	PRO	13	24	8	1:45.019	2.772	0.497	159.5
29	108	Vimana by GetSpeed	DEU	Ameerh Naran	CHE	Tom Jackson	GBR	Mercedes AMG GT3 EVO	PROAM	12	3	2	1:45.053	2.806	0.034	159.4
30	77	BDR Grupo Prom Racing Team	BEL	Alfredo Hernández	MEX			Mercedes AMG GT3 EVO	AM	5	19	8	1:46.645	4.398	1.592	157.0
31	65	Team Motopark	DEU	Heiko Neumann	DEU	Lukas Dunner	AUT	Mercedes AMG GT3 EVO	PROAM	13	3	3	3:05.262	1:23.015	1:18.617	90.4

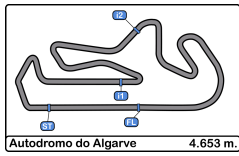
Published at:.....

Track Temp: 33.5 °C Air Temp: 21.9 °C Humidity: 62 % Track Status: DRY

Race Director: Alessandro Ferrari

Timekeeper: Luis Garcia





Autodromo Int. do Algarve
International GT Open
Free practice - 2
Track Limit



The Stewards, having received a report from Race Director, have considered the following matter and determine the following:

Session Free practice - 2
Fact The cars below did not use the track at the turns listed below

Infringement Breach of Appendix L Chapter IV Article 2 c) of the FIA International Sporting Code and Article 19.4/19.5 of the Sporting Regulations.

Decision Deletion of the lap times shown in accordance with Article 12.4.1.e of the FIA International Sporting Code.

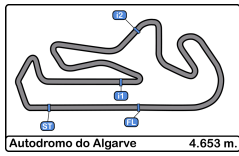
Note

- Certain decisions of the Stewards are subject to appeal (Article 15 of the FIA International Sporting Code).
- These penalties are not subject to appeal Article.12.3.4 of the FIA International Sporting Code and Article 16.5 of the Sporting Regulations.
- According to Article.12.3.3.b of the FIA International Sporting Code these decisions become immediately binding even in case of an appeal.

Ord	Turn	Nº Driver	Entrant/Team	Time of Day	Lap Time
1	4	51 Bennett - Mosca	AF Corse	14:22:18.650	1:44.926
2	1	26 Blanchemain - Páverud	Sainteloc Racing	14:22:29.204	1:44.618
3	1	33 Macdonald - Kell	Greystone GT	14:22:43.012	1:56.218
4	1	20 Pierburg - Baumann	SPS Automotive Performance	14:22:49.647	1:43.740
5	1	777 Jedliński - Basz	Olimp Racing	14:23:07.166	1:44.648
6	4	9 Bartone - Schiller	GetSpeed	14:23:20.844	1:45.980
7	1	28 Bonduel - Dörrbecker	BDR Grupo Prom Racing Team	14:23:37.360	1:44.665
8	4	19 Rogalski - Ugran	Oregon Team	14:24:00.359	1:48.181
9	4	26 Blanchemain - Páverud	Sainteloc Racing	14:24:13.626	1:44.422
10	4	6 Jans - Walker	GetSpeed	14:24:24.459	1:43.994
11	1	777 Jedliński - Basz	Olimp Racing	14:24:50.762	1:43.596
12	4	63 Doquin - Petrov	Oregon Team	14:25:28.045	1:44.604
13	1	5 Jedliński - Korzeniowski	Olimp Racing	14:25:31.328	1:47.166
14	1	19 Rogalski - Ugran	Oregon Team	14:25:46.607	1:46.248
15	4	26 Blanchemain - Páverud	Sainteloc Racing	14:25:57.778	1:44.152
16	0	54 Müller - Mettler	CBRX by SPS	14:26:05.869	14:26:05.869
17	1	5 Jedliński - Korzeniowski	Olimp Racing	14:27:15.212	1:43.884
18	1	19 Rogalski - Ugran	Oregon Team	14:27:32.538	1:45.931
19	4	31 Hash - Fontana	Car Collection Motorsport	14:27:34.099	1:44.387
20	1	26 Blanchemain - Páverud	Sainteloc Racing	14:27:47.763	1:49.985
21	1	54 Müller - Mettler	CBRX by SPS	14:27:49.248	1:43.379
22	4	13 Visoiu - Krütten	Team Motopark	14:28:40.780	1:43.888
23	1	63 Doquin - Petrov	Oregon Team	14:28:56.469	1:44.465
24	4	19 Rogalski - Ugran	Oregon Team	14:29:18.925	1:46.387
25	1	79 Zelger - Babini	Tsunami RT	14:29:54.031	1:45.939
26	1	9 Bartone - Schiller	GetSpeed	14:30:21.243	1:44.114
27	4	13 Visoiu - Krütten	Team Motopark	14:30:24.735	1:43.955
28	1	86 Gudmundsson - Gissurarson	Team Thor	14:30:38.119	1:48.679
29	1	63 Doquin - Petrov	Oregon Team	14:30:41.450	1:44.981
30	1	5 Jedliński - Korzeniowski	Olimp Racing	14:30:43.794	1:44.268
31	4	77 Alfredo Hernández	BDR Grupo Prom Racing Team	14:31:11.550	1:47.129
32	1	79 Zelger - Babini	Tsunami RT	14:31:37.436	1:43.405
33	1	9 Bartone - Schiller	GetSpeed	14:32:04.822	1:43.579
34	4	63 Doquin - Petrov	Oregon Team	14:32:26.934	1:45.484
35	1	5 Jedliński - Korzeniowski	Olimp Racing	14:32:28.033	1:44.239
36	4	77 Alfredo Hernández	BDR Grupo Prom Racing Team	14:32:58.299	1:46.749
37	1	54 Müller - Mettler	CBRX by SPS	14:32:58.482	1:43.138
38	1	21 Forgione - Rugolo	AF Corse	14:33:06.801	1:53.425
39	4	6 Jans - Walker	GetSpeed	14:33:10.075	1:51.333

The Stewards:





Autodromo Int. do Algarve
International GT Open
Free practice - 2
Track Limit



The Stewards, having received a report from Race Director, have considered the following matter and determine the following:

Session Free practice - 2

Fact The cars below did not use the track at the turns listed below

Infringement Breach of Appendix L Chapter IV Article 2 c) of the FIA International Sporting Code and Article 19.4/19.5 of the Sporting Regulations.

Decision Deletion of the lap times shown in accordance with Article 12.4.1.e of the FIA International Sporting Code.

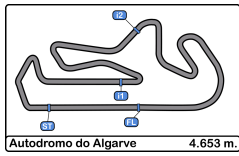
Note

- Certain decisions of the Stewards are subject to appeal (Article 15 of the FIA International Sporting Code).
- These penalties are not subject to appeal Article.12.3.4 of the FIA International Sporting Code and Article 16.5 of the Sporting Regulations.
- According to Article.12.3.3.b of the FIA International Sporting Code these decisions become immediately binding even in case of an appeal.

Ord	Turn	Nº Driver	Entrant/Team	Time of Day	Lap Time
40	1	33 Macdonald - Kell	Greystone GT	14:33:16.998	1:43.459
41	1	28 Bonduel - Dörrbecker	BDR Grupo Prom Racing Team	14:33:38.693	1:43.306
42	1	63 Doquin - Petrov	Oregon Team	14:34:11.649	1:44.715
43	1	777 Jedliński - Basz	Olimp Racing	14:34:27.916	1:43.140
44	4	54 Müller - Mettler	CBRX by SPS	14:34:43.854	1:45.372
45	4	9 Bartone - Schiller	GetSpeed	14:35:39.416	1:51.013
46	1	10 Grove - Grove	Iron Lynx	14:35:40.980	1:44.462
47	1	63 Doquin - Petrov	Oregon Team	14:36:01.466	1:49.817
48	4	82 Ramirez - Aron	GetSpeed	14:36:08.193	1:44.930
49	4	6 Jans - Walker	GetSpeed	14:36:11.291	3:01.216
50	1	26 Blanchemain - Páverud	Sainteloc Racing	14:36:13.588	1:49.933
51	1	777 Jedliński - Basz	Olimp Racing	14:36:18.272	1:50.356
52	1	77 Alfredo Hernández	BDR Grupo Prom Racing Team	14:36:31.440	1:46.496
53	4	28 Bonduel - Dörrbecker	BDR Grupo Prom Racing Team	14:37:12.511	1:50.691
54	4	13 Visoiu - Krütten	Team Motopark	14:37:29.748	1:44.601
55	1	86 Gudmundsson - Gissurarson	Team Thor	14:37:52.029	1:48.848
56	1	82 Ramirez - Aron	GetSpeed	14:37:52.873	1:44.680
57	4	77 Alfredo Hernández	BDR Grupo Prom Racing Team	14:38:25.650	1:54.210
58	1	10 Grove - Grove	Iron Lynx	14:39:09.583	1:44.305
59	4	9 Bartone - Schiller	GetSpeed	14:40:20.928	1:42.671
60	1	55 De Meeus - Abril	AF Corse	14:40:33.573	1:51.957
61	1	21 Forgione - Rugolo	AF Corse	14:40:35.323	1:48.358
62	1	13 Visoiu - Krütten	Team Motopark	14:40:57.919	1:44.313
63	4	31 Hash - Fontana	Car Collection Motorsport	14:42:33.363	1:49.071
64	1	51 Bennett - Mosca	AF Corse	14:43:03.030	1:43.448
65	4	9 Bartone - Schiller	GetSpeed	14:43:48.625	1:43.597
66	1	55 De Meeus - Abril	AF Corse	14:44:00.236	3:26.663
67	1	51 Bennett - Mosca	AF Corse	14:44:49.830	1:46.800
68	4	6 Jans - Walker	GetSpeed	14:44:52.722	1:43.985
69	1	79 Zelger - Babini	Tsunami RT	14:45:03.776	1:53.564
70	4	26 Blanchemain - Páverud	Sainteloc Racing	14:45:05.680	1:46.066
71	4	33 Macdonald - Kell	Greystone GT	14:45:07.891	1:43.870
72	4	9 Bartone - Schiller	GetSpeed	14:45:31.356	1:42.731
73	4	17 Lebbon - Emson	Elite Motorsport with Entire Race Engineering	14:45:35.411	1:43.780
74	1	19 Rogalski - Ugran	Oregon Team	14:46:31.871	1:45.449
75	4	54 Müller - Mettler	CBRX by SPS	14:46:39.603	1:48.206
76	1	86 Gudmundsson - Gissurarson	Team Thor	14:46:49.250	1:47.419
77	4	28 Bonduel - Dörrbecker	BDR Grupo Prom Racing Team	14:46:56.021	9:43.510
78	4	63 Doquin - Petrov	Oregon Team	14:47:49.881	1:44.966

The Stewards:





Autodromo Int. do Algarve
International GT Open
Free practice - 2
Track Limit



The Stewards, having received a report from Race Director, have considered the following matter and determine the following:

Session Free practice - 2

Fact The cars below did not use the track at the turns listed below

Infringement Breach of Appendix L Chapter IV Article 2 c) of the FIA International Sporting Code and Article 19.4/19.5 of the Sporting Regulations.

Decision Deletion of the lap times shown in accordance with Article 12.4.1.e of the FIA International Sporting Code.

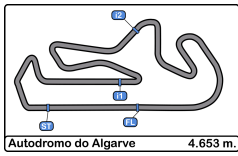
Note

- Certain decisions of the Stewards are subject to appeal (Article 15 of the FIA International Sporting Code).
- These penalties are not subject to appeal Article.12.3.4 of the FIA International Sporting Code and Article 16.5 of the Sporting Regulations.
- According to Article.12.3.3.b of the FIA International Sporting Code these decisions become immediately binding even in case of an appeal.

Ord	Turn	Nº Driver	Entrant/Team	Time of Day	Lap Time
79	4	77 Alfredo Hernández	BDR Grupo Prom Racing Team	14:48:10.092	1:47.327
80	1	54 Müller - Mettler	CBRX by SPS	14:48:22.853	1:43.250
81	1	28 Bonduel - Dörrbecker	BDR Grupo Prom Racing Team	14:48:39.938	1:43.917
82	4	11 Révész - Cairoli	Team Motopark	14:49:09.757	1:43.692
83	1	55 De Meeus - Abril	AF Corse	14:49:30.841	1:54.365
84	4	13 Visoiu - Krütten	Team Motopark	14:49:43.462	1:46.175
85	4	10 Grove - Grove	Iron Lynx	14:51:21.688	3:34.830
86	1	80 Ludwig - Velasco	Mertel Motorsport	14:51:40.984	1:50.637
87	4	6 Jans - Walker	GetSpeed	14:51:42.985	3:14.224
88	1	77 Alfredo Hernández	BDR Grupo Prom Racing Team	14:51:45.425	1:48.181
89	1	33 Macdonald - Kell	Greystone GT	14:52:14.189	1:44.699
90	1	188 Sansom - Ramos	Garage 59	14:52:23.380	1:51.498
91	4	17 Lebbon - Emson	Elite Motorsport with Entrite Race Engineering	14:52:30.544	1:43.724
92	4	10 Grove - Grove	Iron Lynx	14:53:06.067	1:44.379
93	4	777 Jedliński - Basz	Olimp Racing	14:53:46.801	1:45.594
94	4	20 Pierburg - Baumann	SPS Automotive Performance	14:53:54.933	1:44.651
95	1	33 Macdonald - Kell	Greystone GT	14:53:58.365	1:44.176
96	1	11 Révész - Cairoli	Team Motopark	14:54:20.203	1:43.333
97	4	6 Jans - Walker	GetSpeed	14:54:41.955	2:58.970
98	1	82 Ramírez - Aron	GetSpeed	14:55:01.629	1:48.236
99	1	80 Ludwig - Velasco	Mertel Motorsport	14:55:13.333	1:49.128
100	4	77 Alfredo Hernández	BDR Grupo Prom Racing Team	14:55:20.123	1:47.266
101	1	26 Blanchemain - Páverud	Sainteloc Racing	14:55:24.776	1:46.936
102	1	777 Jedliński - Basz	Olimp Racing	14:55:45.559	1:58.758
103	4	75 Salaquarda - Milota	Team ISR	14:56:33.972	1:49.575
104	1	26 Blanchemain - Páverud	Sainteloc Racing	14:57:09.415	1:44.639
105	4	77 Alfredo Hernández	BDR Grupo Prom Racing Team	14:57:15.179	1:55.056
106	4	5 Jedliński - Korzeniowski	Olimp Racing	14:57:30.543	1:53.160
107	1	19 Rogalski - Ugran	Oregon Team	14:57:32.273	2:09.348
108	4	777 Jedliński - Basz	Olimp Racing	14:57:33.550	1:47.991
109	4	82 Ramírez - Aron	GetSpeed	14:58:07.607	3:05.978
110	1	6 Jans - Walker	GetSpeed	14:58:16.935	1:50.106
111	1	10 Grove - Grove	Iron Lynx	14:58:23.612	1:48.974
112	1	26 Blanchemain - Páverud	Sainteloc Racing	14:58:53.602	1:44.187
113	4	5 Jedliński - Korzeniowski	Olimp Racing	14:59:24.088	1:53.545
114	1	17 Lebbon - Emson	Elite Motorsport with Entrite Race Engineering	14:59:47.774	1:44.317
115	1	26 Blanchemain - Páverud	Sainteloc Racing	15:00:43.412	1:49.810
116	4	777 Jedliński - Basz	Olimp Racing	15:01:14.864	1:54.501
117	4	77 Alfredo Hernández	BDR Grupo Prom Racing Team	15:02:20.043	5:04.864

The Stewards:





Autodromo Int. do Algarve
International GT Open
Free practice - 2
Track Limit



The Stewards, having received a report from Race Director, have considered the following matter and determine the following:

Session Free practice - 2

Fact The cars below did not use the track at the turns listed below

Infringement Breach of Appendix L Chapter IV Article 2 c) of the FIA International Sporting Code and Article 19.4/19.5 of the Sporting Regulations.

Decision Deletion of the lap times shown in accordance with Article 12.4.1.e of the FIA International Sporting Code.

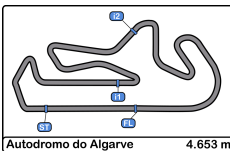
Note

- Certain decisions of the Stewards are subject to appeal (Article 15 of the FIA International Sporting Code).
- These penalties are not subject to appeal Article.12.3.4 of the FIA International Sporting Code and Article 16.5 of the Sporting Regulations.
- According to Article.12.3.3.b of the FIA International Sporting Code these decisions become immediately binding even in case of an appeal.

Ord	Turn	Nº Driver	Entrant/Team	Time of Day	Lap Time
118	4	6 Jans - Walker	GetSpeed	15:03:00.869	1:43.907
119	4	28 Bonduel - Dörrbecker	BDR Grupo Prom Racing Team	15:03:01.822	1:46.753
120	4	5 Jedliński - Korzeniowski	Olimp Racing	15:03:10.306	1:53.259
121	1	9 Bartone - Schiller	GetSpeed	15:03:27.199	1:47.645
122	4	82 Ramirez - Aron	GetSpeed	15:04:04.944	3:02.228
123	4	18 Nesov - Kizilov	Dinamic GT	15:04:07.329	1:53.478
124	4	20 Pierburg - Baumann	SPS Automotive Performance	15:04:38.383	1:43.485
125	4	5 Jedliński - Korzeniowski	Olimp Racing	15:07:01.028	1:53.203
126	1	9 Bartone - Schiller	GetSpeed	15:08:16.832	1:49.580
127	4	1 Reicher - Haase	Eastalent Racing	15:08:41.371	1:44.578
128	4	5 Jedliński - Korzeniowski	Olimp Racing	15:09:06.247	2:05.219
129	1	18 Nesov - Kizilov	Dinamic GT	15:09:49.504	5:42.175
130	1	82 Ramirez - Aron	GetSpeed	15:10:40.712	1:43.669
131	4	21 Forgione - Rugolo	AF Corse	15:10:51.686	1:46.580
132	4	86 Gudmundsson - Gissurarson	Team Thor	15:10:53.919	1:45.901
133	1	18 Nesov - Kizilov	Dinamic GT	15:11:32.612	1:43.108
134	1	82 Ramirez - Aron	GetSpeed	15:12:28.878	1:48.166
135	4	6 Jans - Walker	GetSpeed	15:13:06.498	1:44.592
136	4	5 Jedliński - Korzeniowski	Olimp Racing	15:13:18.622	4:12.375
137	1	777 Jedliński - Basz	Olimp Racing	15:14:02.368	3:02.977
138	1	11 Révész - Cairoli	Team Motopark	15:14:34.201	1:50.434
139	1	777 Jedliński - Basz	Olimp Racing	15:15:46.113	1:43.745
140	4	82 Ramirez - Aron	GetSpeed	15:17:06.806	1:46.449
141	4	17 Lebbon - Emson	Elite Motorsport with Entire Race Engineering	15:18:07.493	1:43.459

The Stewards:





Autodromo Int. do Algarve
International GT Open
Free practice - 2
Provisional Results by Category



PROAM																
Cls	Nº	Entrant/Team	Nat	Driver 1	Nat	Driver 2	Nat	Vehicle	Cat	Cls	Laps	Best	Time	Gap	Interval	Km/h
1	31	Car Collection Motorsport	DEU	Hash	USA	Alex Fontana	CHE	Porsche 911 GT3 R (992)	PROAM	1	28	27	1:42.247			163.8
2	54	CBRX by SPS	DEU	Dexter Müller	CHE	Yannick Mettler	CHE	Mercedes AMG GT3 EVO	PROAM	2	27	4	1:42.760	0.513	0.513	163.0
3	20	SPS Automotive Performance	DEU	Valentin Pierburg	DEU	Dominik Baumann	AUT	Mercedes AMG GT3 EVO	PROAM	3	26	7	1:42.795	0.548	0.035	162.9
4	80	Mertel Motorsport	DEU	Luca Ludwig	ESP	Iván Velasco	ESP	Ferrari 488 GT3 Evo	PROAM	4	9	4	1:42.933	0.686	0.138	162.7
5	55	AF Corse	ITA	Laurent De Meeus	BEL	Vincent Abril	FRA	Ferrari 296 GT3	PROAM	5	21	7	1:43.079	0.832	0.146	162.5
6	6	GetSpeed	DEU	Steve Jans	UKR	Aaron Walker	GBR	Mercedes AMG GT3 EVO	PROAM	6	26	4	1:43.388	1.141	0.309	162.0
7	75	Team ISR	CZE	Filip Salaquarda	CZE	Libor Milota	CZE	Audi R8 LMS GT3 EVO II	PROAM	7	25	8	1:43.388	1.141	0.000	162.0
8	777	Olimp Racing	POL	Marcin Jedliński	POL	Karol Basz	POL	Ferrari 296 GT3	PROAM	8	24	4	1:43.610	1.363	0.222	161.6
9	79	Tsunami RT	SMR	Johannes Zelger	ITA	Fabio Babini	ITA	Porsche 911 GT3 R (992)	PROAM	9	17	4	1:43.912	1.665	0.302	161.2
10	10	Iron Lynx	ITA	Brenton Grove	AUS	Stephen Grove	AUS	Mercedes AMG GT3 EVO	PROAM	10	30	18	1:44.241	1.994	0.329	160.6
11	26	Sainteloc Racing	FRA	Michael Blanchemain	FRA	Marcus Páverud	NOR	Audi R8 LMS GT3 EVO II	PROAM	11	23	17	1:44.522	2.275	0.281	160.2
12	108	Vimana by GetSpeed	DEU	Ameerh Naran	ZWE	Tom Jackson	GBR	Mercedes AMG GT3 EVO	PROAM	12	3	2	1:45.053	2.806	0.531	159.4
13	65	Team Motopark	DEU	Heiko Neumann	ZWE	Lukas Dunner	GBR	Mercedes AMG GT3 EVO	PROAM	13	3	3	3:05.262	1:23.015	1:20.209	90.4

PRO																
Cls	Nº	Entrant/Team	Nat	Driver 1	Nat	Driver 2	Nat	Vehicle	Cat	Cls	Laps	Best	Time	Gap	Interval	Km/h
1	11	Team Motopark	DEU	Levente Révész	HUN	Matteo Cairoli	ITA	Mercedes AMG GT3 EVO	PRO	1	23	4	1:42.404			163.5
2	9	GetSpeed	DEU	Anthony Bartone	USA	Fabian Schiller	DEU	Mercedes AMG GT3 EVO	PRO	2	27	20	1:42.635	0.231	0.231	163.2
3	82	GetSpeed	DEU	Marcelo Ramírez	MEX	Ralf Aron	EST	Mercedes AMG GT3 EVO	PRO	3	27	16	1:42.912	0.508	0.277	162.7
4	1	Eastalent Racing	AUT	Simon Reicher	AUT	Christopher Haase	DEU	Audi R8 LMS GT3 EVO II	PRO	4	26	6	1:42.934	0.530	0.022	162.7
5	33	Greystone GT	GBR	Dean Macdonald	GBR	James Kell	GBR	McLaren 720S GT3 EVO	PRO	5	19	10	1:42.968	0.564	0.034	162.6
6	18	Dinamic GT	ITA	Alexey Nesov	IND	Maksim Kizilov	IND	Porsche 911 GT3 R (992)	PRO	6	30	26	1:43.121	0.717	0.153	162.4
7	28	BDR Grupo Prom Racing Team	BEL	Amaury Bonduel	FRA	Luis Michael Dörrbecker	MEX	Mercedes AMG GT3 EVO	PRO	7	22	7	1:43.127	0.723	0.006	162.4
8	4	Optimum Motorsport	GBR	Michael Porter	GBR	Zac Meakin	GBR	McLaren 720S GT3 EVO	PRO	8	14	6	1:43.437	1.033	0.310	161.9
9	17	Elite Motorsport with Entire Race Engineering	GBR	Tom Lebbon	GBR	Tom Emson	GBR	Ferrari 296 GT3	PRO	9	25	10	1:43.730	1.326	0.293	161.4
10	51	AF Corse	ITA	Carl Bennett	ITA	Tommaso Mosca	ITA	Ferrari 296 GT3	PRO	10	32	30	1:43.770	1.366	0.040	161.4
11	13	Team Motopark	DEU	Robert Visoiu	ROU	Niklas Krütten	DEU	Mercedes AMG GT3 EVO	PRO	11	24	8	1:43.858	1.454	0.088	161.2
12	63	Oregon Team	ITA	Antoine Doquin	FRA	Artem Petrov	ISR	Lamborghini Huracán GT3 EVO2	PRO	12	15	3	1:43.959	1.555	0.101	161.1
13	19	Oregon Team	ITA	Robin Rogalski	POL	Filip Ugran	ROU	Lamborghini Huracán GT3 EVO2	PRO	13	24	8	1:45.019	2.615	1.060	159.5

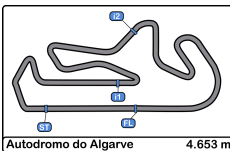
AM																
Cls	Nº	Entrant/Team	Nat	Driver 1	Nat	Driver 2	Nat	Vehicle	Cat	Cls	Laps	Best	Time	Gap	Interval	Km/h
1	21	AF Corse	ITA	Gino Forgione	CHE	Michele Rugolo	ITA	Ferrari 296 GT3	AM	1	30	7	1:43.414			161.9

Published at:.....

Track Temp: 33.5 °C Air Temp: 21.9 °C Humidity: 62 % Track Status: DRY

Race Director: Alessandro Ferrari	Timekeeper: Luis Garcia
--	--------------------------------





Autodromo Int. do Algarve
International GT Open
Free practice - 2
Provisional Results by Category



Autodromo do Algarve 4.653 m.

AM																
Cls	Nº	Entrant/Team	Nat	Driver 1	Nat	Driver 2	Nat	Vehicle	Cat	Cls	Laps	Best	Time	Gap	Interval	Km/h
2	188	Garage 59		Mark Sansom		Miguel Ramos		McLaren 720S GT3 EVO	AM	2	23	11	1:43.843	0.429	0.429	161.3
3	5	Olimp Racing		Stanislaw Jedliński		Krystian Korzeniowski		Ferrari 296 GT3	AM	3	27	5	1:44.314	0.900	0.471	160.5
4	86	Team Thor		Audunn Gudmundsson		Thorvaldur Gissurarson		Porsche 911 GT3 R (992)	AM	4	32	18	1:44.500	1.086	0.186	160.2
5	77	BDR Grupo Prom Racing Team		Alfredo Hernández				Mercedes AMG GT3 EVO	AM	5	19	8	1:46.645	3.231	2.145	157.0

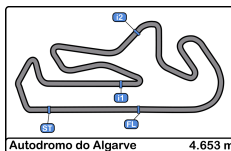
Published at:.....

Track Temp: 33.5 °C Air Temp: 21.9 °C Humidity: 62 % Track Status: DRY

Race Director: Alessandro Ferrari

Timekeeper: Luis Garcia





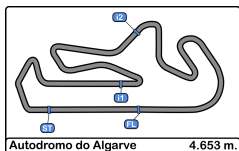
Autodromo Int. do Algarve
International GT Open
Free practice - 2
Lap Analysis



1 PRO							5 AM								
Simon Reicher							Stanislaw Jedliński								
Christopher Haase							Krystian Korzeniowski								
Eastalent Racing							Olimp Racing								
Lap	D	Time	Sector 1	Sector 2	Sector 3	T. Spd	Elapsed	Lap	D	Time	Sector 1	Sector 2	Sector 3	T. Spd	Elapsed
1		14:22:48.867	14:21:32.895	34.069	41.903		14:22:48.867	1		14:21:59.468	14:20:47.242	33.373	38.853		14:21:59.468
2		1:48.267	33.107	35.736	39.424	253.5	14:24:37.134	2		1:44.694	32.726	33.393	38.575	255.3	14:23:44.162
3		1:43.700	32.607	32.681	38.412	253.5	14:26:20.834	3		1:47.166	32.762	33.068	41.336	255.9	14:25:31.328
4		1:43.116	32.448	32.377	38.291	254.7	14:28:03.950	4		1:43.884	32.594	32.904	38.386	256.5	14:27:15.212
5		1:43.139	32.435	32.511	38.193	255.3	14:29:47.089	5		1:44.314	32.648	33.213	38.453	257.1	14:28:59.526
6		1:42.934	32.220	32.506	38.208	256.5	14:31:30.023	6		1:44.268	32.875	32.894	38.499	257.7	14:30:43.794
7		1:48.558 P	32.246	32.646	43.666	256.5	14:33:18.581	7		1:44.239	32.629	33.048	38.562	257.7	14:32:28.033
8		4:01.068	2:43.923	32.653	44.492		14:37:19.649	8		1:53.986 P	34.489	34.109	45.388	255.9	14:34:22.019
9		1:46.925	33.053	32.625	41.247	255.3	14:39:06.574	9		9:37.037	8:15.995	38.262	42.780		14:43:59.056
10		1:43.092	32.346	32.461	38.285	255.9	14:40:49.666	10		1:56.082	36.167	36.586	43.329	246.5	14:45:55.138
11		1:51.009	32.406	32.315	46.288	255.9	14:42:40.675	11		1:54.067	35.382	36.463	42.222	244.3	14:47:49.205
12		1:43.173	32.370	32.459	38.344	254.7	14:44:23.848	12		1:54.979	35.998	36.013	42.968	248.8	14:49:44.184
13		1:50.131 P	32.428	33.096	44.607	254.7	14:46:13.979	13		1:59.455	36.269	37.085	46.101	244.3	14:51:43.639
14		2:59.311	1:47.131	33.184	38.996		14:49:13.290	14		1:56.935	35.797	36.769	44.369	247.1	14:53:40.574
15		1:44.185	32.657	32.813	38.715	254.1	14:50:57.475	15		1:56.809	35.922	36.309	44.578	244.8	14:55:37.383
16		1:44.240	32.785	32.710	38.745	253.5	14:52:41.715	16		1:53.160	35.413	36.145	41.602	242.6	14:57:30.543
17		1:43.840	32.686	32.617	38.537	253.5	14:54:25.555	17		1:53.545	34.614	37.155	41.776	249.4	14:59:24.088
18		1:46.045	32.519	34.218	39.308	252.9	14:56:11.600	18		1:52.959	34.965	35.280	42.714	247.7	15:01:17.047
19		1:50.517 P	32.889	33.204	44.424	251.1	14:58:02.117	19		1:53.259	35.389	35.194	42.676	249.4	15:03:10.306
20		3:43.437	2:31.845	32.924	38.668		15:01:45.554	20		1:57.519	35.789	37.211	44.519	247.1	15:05:07.825
21		1:43.704	32.599	32.558	38.547	254.1	15:03:29.258	21		1:53.203	35.120	35.943	42.140	245.4	15:07:01.028
22		1:43.479	32.418	32.558	38.503	253.5	15:05:12.737	22		2:05.249 P	35.102	35.315	54.802	248.8	15:09:06.247
23		1:44.056	32.463	32.836	38.757	253.5	15:06:56.793	23		4:42.375	2:53.425	35.824	43.126		15:13:18.622
24		1:44.578	32.778	32.888	38.912	253.5	15:08:41.371	24		1:51.497	34.761	35.488	41.248	247.7	15:15:10.119
25		1:43.980	32.638	32.623	38.719	254.1	15:10:25.351	25		1:55.816	34.576	37.312	43.928	251.7	15:17:05.935
26		1:50.055 P	33.124	33.098	43.833	255.3	15:12:15.406	26		1:52.864	35.866	35.478	41.520	250.5	15:18:58.799

4 PRO							27								
Michael Porter							McLaren 720S GT3 EVO								
Zac Meakin							Optimum Motorsport								
Lap	D	Time	Sector 1	Sector 2	Sector 3	T. Spd	Elapsed	Lap	D	Time	Sector 1	Sector 2	Sector 3	T. Spd	Elapsed
1		14:21:18.043	14:19:56.252	42.599	39.192		14:21:18.043	27		2:08.077 P	36.583	36.593	54.901	227.3	15:21:06.876
2		1:48.958	33.700	35.729	39.529	254.1	14:23:07.001								
3		1:46.949	33.478	34.443	39.028	252.3	14:24:53.950								
4		1:43.740	32.480	32.785	38.475	252.3	14:26:37.690								
5		1:43.615	32.393	32.977	38.245	253.5	14:28:21.305								
6		1:43.437	32.364	32.820	38.253	253.5	14:30:04.742								
7		1:49.343 P	32.552	32.946	43.845	254.7	14:31:54.085								
8		2:59.991	1:48.238	33.366	38.387		14:34:54.076								
9		1:43.831	32.513	32.983	38.335	254.7	14:36:37.907								
10		1:43.473	32.470	32.808	38.195	255.3	14:38:21.380								
11		1:43.563	32.527	32.723	38.313	255.3	14:40:04.943								
12		1:49.570 P	32.741	33.242	43.587	254.1	14:41:54.513								
13		3:08.997 P	1:51.117	33.763	44.117		14:45:03.510								
14		3:04.250 P	1:47.370	32.972	43.908		14:48:07.760								



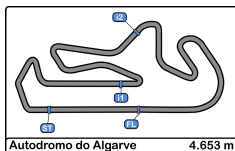


Autodromo Int. do Algarve
International GT Open
Free practice - 2
Lap Analysis



6 Steve Jans Mercedes AMG GT3 EVO						9 Anthony Bartone Mercedes AMG GT3 EVO									
PROAM Aaron Walker			GetSpeed			PRO Fabian Schiller			GetSpeed						
Lap	D	Time	Sector 1	Sector 2	Sector 3	T. Spd	Elapsed	Lap	D	Time	Sector 1	Sector 2	Sector 3	T. Spd	Elapsed
1		14:22:40.465	14:21:28.548	33.402	38.515		14:22:40.465	1		14:21:34.864	14:20:22.134	33.776	38.954		14:21:34.864
2		1:43.994	32.510	33.181	38.303	252.9	14:24:24.459	2		1:46.980	32.758	34.097	39.125	251.1	14:23:20.844
3		1:43.852	32.720	32.801	38.331	253.5	14:26:08.311	3		1:45.718	32.681	33.429	39.608	252.3	14:25:06.562
4		1:43.388	32.553	32.848	37.987	254.7	14:27:51.699	4		1:46.679	33.610	33.945	39.124	254.1	14:26:53.241
5		1:43.531	32.450	32.976	38.105	254.7	14:29:35.230	5		1:43.888	32.596	32.872	38.420	255.3	14:28:37.129
6		1:43.512	32.386	32.868	38.258	254.1	14:31:18.742	6		1:44.144	32.783	33.007	38.324	253.5	14:30:21.243
7		1:51.333 P	32.250	32.592	46.491	255.3	14:33:10.075	7		1:43.579	32.522	32.988	38.069	254.7	14:32:04.822
8		3:01.246	1:48.692	33.546	38.978		14:36:11.291	8		1:43.581	32.376	32.900	38.305	255.9	14:33:48.403
9		1:44.028	32.617	33.086	38.325	254.7	14:37:55.319	9		1:51.043 P	32.585	32.906	45.522	255.9	14:35:39.416
10		1:44.353	32.671	32.804	38.878	255.3	14:39:39.672	10		2:58.841	1:47.602	32.829	38.410		14:38:38.257
11		1:44.028	32.843	32.854	38.331	252.3	14:41:23.700	11		1:42.674	32.313	32.408	37.950	256.5	14:40:20.928
12		1:45.037	32.888	33.020	39.129	254.7	14:43:08.737	12		1:44.100	32.259	32.453	39.388	255.3	14:42:05.028
13		1:43.985	32.589	32.981	38.415	254.7	14:44:52.722	13		1:43.597	32.607	32.961	38.029	255.9	14:43:48.625
14		1:44.801	32.743	32.747	39.311	255.3	14:46:37.523	14		1:42.734	32.051	32.616	38.064	257.1	14:45:31.356
15		1:51.238 P	32.974	32.766	45.498	254.1	14:48:28.761	15		1:49.599 P	32.263	32.801	44.535	255.9	14:47:20.955
16		3:14.224 P	1:51.927	33.637	48.660		14:51:42.985	16		3:18.059 P	2:01.533	33.092	43.434		14:50:39.014
17		2:58.970	1:47.349	33.139	38.482		14:54:41.955	17		4:08.951	2:57.993	32.792	38.166		14:54:47.965
18		1:44.874	33.359	33.082	38.433	254.7	14:56:26.829	18		1:43.093	32.204	32.719	38.170	255.9	14:56:31.058
19		1:50.406 P	32.793	32.877	44.436	253.5	14:58:16.935	19		1:43.206	32.215	32.614	38.377	256.5	14:58:14.264
20		3:00.027	1:48.189	33.190	38.648		15:01:16.962	20		1:42.635	32.096	32.482	38.057	255.9	14:59:56.899
21		1:43.907	32.665	32.801	38.441	254.7	15:03:00.869	21		1:42.655	32.199	32.446	38.010	256.5	15:01:39.554
22		1:50.606 P	32.441	32.797	45.368	254.1	15:04:51.475	22		1:47.645 P	32.340	32.477	42.828	256.5	15:03:27.199
23		3:31.065 P	2:05.603	33.452	52.010		15:08:22.540	23		3:00.053	1:47.813	33.252	38.988		15:06:27.252
24		2:59.366	1:47.593	33.133	38.640		15:11:21.906	24		1:49.580 P	32.707	32.887	43.986	253.5	15:08:16.832
25		1:44.592	32.959	32.948	38.685	254.1	15:13:06.498	25		3:07.660 P	1:51.572	32.941	43.147		15:11:24.492
26		1:53.736 P	34.162	33.268	46.306	253.5	15:15:00.234	26		2:58.006	1:46.761	32.708	38.537		15:14:22.498
								27		1:48.127 P	32.327	32.674	43.126	254.1	15:16:10.625





Autodromo Int. do Algarve
International GT Open
Free practice - 2
Lap Analysis



10

Brenton Grove

Mercedes AMG GT3 EVO

11

Levente Révész

Mercedes AMG GT3 EVO

PROAM

Stephen Grove

Iron Lynx

PRO

Matteo Cairoli

Team Motopark

Lap	D	Time	Sector 1	Sector 2	Sector 3	T. Spd	Elapsed	Lap	D	Time	Sector 1	Sector 2	Sector 3	T. Spd	Elapsed
1		14:19:52.710	14:18:38.174	34.204	40.332		14:19:52.710	1		14:35:08.987	14:33:58.348	32.695	37.944		14:35:08.987
2		1:47.330	33.759	33.787	39.784	247.7	14:21:40.040	2		1:42.716	32.397	32.581	37.738	256.5	14:36:51.703
3		1:47.149	33.485	33.857	39.807	248.8	14:23:27.189	3		1:42.465	32.214	32.480	37.771	258.3	14:38:34.168
4		1:58.929	33.448	33.548	51.933	250.0	14:25:26.118	4		1:42.404	32.121	32.575	37.708	258.3	14:40:16.572
5		1:56.999 P	33.860	35.580	47.559	246.5	14:27:23.117	5		1:42.746	32.179	32.580	37.987	257.1	14:41:59.318
6		3:04.886	1:51.808	34.006	39.072		14:30:28.003	6		1:48.087 P	32.362	32.362	43.363	257.1	14:43:47.405
7		1:44.266	32.766	32.651	38.849	251.7	14:32:12.269	7		3:38.660	2:26.665	33.137	38.858		14:47:26.065
8		1:44.249	32.513	32.911	38.825	252.3	14:33:56.518	8		1:43.692	32.451	32.740	38.501	257.1	14:49:09.757
9		1:44.462	32.665	33.020	38.777	252.9	14:35:40.980	9		1:43.466	32.429	32.836	38.201	257.1	14:50:53.223
10		1:44.298	32.599	32.953	38.746	252.3	14:37:25.278	10		1:43.647	32.456	32.851	38.340	257.7	14:52:36.870
11		1:44.305	32.546	32.965	38.794	253.5	14:39:09.583	11		1:43.333	32.462	32.782	38.089	257.1	14:54:20.203
12		1:50.058 P	32.843	32.906	44.309	254.1	14:40:59.641	12		1:51.296 P	33.493	33.373	44.430	255.9	14:56:11.499
13		3:07.047	1:53.203	33.937	39.907		14:44:06.688	13		3:28.417	2:17.808	32.552	38.057		14:59:39.916
14		1:47.850	33.761	33.817	40.272	249.4	14:45:54.538	14		1:43.169	32.431	32.572	38.166	257.1	15:01:23.085
15		1:52.320 P	33.394	33.513	45.413	251.1	14:47:46.858	15		1:43.174	32.236	32.632	38.306	258.3	15:03:06.259
16		3:34.830	2:22.897	32.870	39.063		14:51:21.688	16		1:43.145	32.266	32.494	38.385	258.3	15:04:49.404
17		1:44.379	32.619	32.792	38.968	248.8	14:53:06.067	17		1:48.601 P	32.423	32.850	43.328	258.3	15:06:38.005
18		1:44.241	32.599	32.941	38.701	251.1	14:54:50.308	18		3:03.458 P	1:47.399	32.693	43.366		15:09:41.463
19		1:44.330	32.692	32.968	38.670	253.5	14:56:34.638	19		3:02.304	1:48.787	34.379	39.138		15:12:43.767
20		1:48.974 P	32.750	32.868	43.356	252.3	14:58:23.612	20		1:50.434 P	32.526	33.254	44.654	256.5	15:14:34.201
21		3:06.806	1:53.053	34.403	39.350		15:01:30.418	21		3:00.779	1:49.622	32.870	38.287		15:17:34.980
22		1:44.619	32.818	33.021	38.780	247.7	15:03:15.037	22		1:43.100	32.350	32.555	38.195	257.7	15:19:18.080
23		1:50.697	32.862	36.017	41.818	249.4	15:05:05.734	23		1:54.964 P	32.311	32.548	50.105	258.3	15:21:13.044
24		1:45.616	33.309	33.233	39.074	246.5	15:06:51.350								
25		1:45.397	32.920	33.293	39.184	250.0	15:08:36.747								
26		1:45.290	33.007	33.310	38.973	248.8	15:10:22.037								
27		1:45.056	32.841	33.350	38.865	250.5	15:12:07.093								
28		1:45.138	32.796	33.341	39.001	251.7	15:13:52.231								
29		1:45.594	32.988	33.258	39.348	249.4	15:15:37.825								
30		1:55.387 P	32.820		2:34.735	253.5	15:17:33.212								

13

Robert Visoiu

Mercedes AMG GT3 EVO

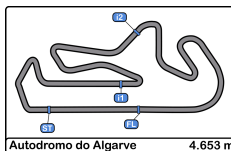
PRO

Niklas Krütten

Team Motopark

Lap	D	Time	Sector 1	Sector 2	Sector 3	T. Spd	Elapsed
1		14:25:04.748	14:23:49.567	34.796	40.385		14:25:04.748
2		1:52.144	34.622	38.187	39.335	251.1	14:26:56.892
3		1:43.888	32.602	32.889	38.397	255.3	14:28:40.780
4		1:43.955	32.535	32.734	38.686	255.9	14:30:24.735
5		1:49.679 P	32.852	32.947	43.880	255.9	14:32:14.414
6		3:30.733	2:13.508	34.444	42.781		14:35:45.147
7		1:44.604	32.836	33.321	38.444	255.3	14:37:29.748
8		1:43.858	32.522	32.825	38.511	257.1	14:39:13.606
9		1:44.313	32.924	33.003	38.386	257.1	14:40:57.919
10		1:46.721	32.726	33.293	40.702	256.5	14:42:44.640
11		1:44.341	32.811	32.845	38.685	256.5	14:44:28.981
12		1:43.926	32.585	32.884	38.457	256.5	14:46:12.907
13		1:44.380	32.672	33.179	38.529	256.5	14:47:57.287
14		1:46.175	32.691	33.557	39.927	257.7	14:49:43.462
15		1:51.182 P	34.198	33.146	43.838	252.9	14:51:34.644
16		8:58.065	7:46.870	32.957	38.238		15:00:32.709
17		1:49.158 P	32.499	32.854	43.805	255.3	15:02:21.867
18		3:11.668 P	1:53.839	33.562	44.267		15:05:33.535
19		3:05.394 P	1:47.958	33.178	44.258		15:08:38.929
20		3:00.235	1:48.176	33.563	38.496		15:11:39.164
21		1:49.495 P	32.546	33.089	43.860	255.9	15:13:28.659
22		3:05.237 P	1:48.032	33.121	44.084		15:16:33.896
23		3:02.328	1:49.163	34.211	38.954		15:19:36.224
24		3:35.709 P	2:16.193	33.781	45.735	256.5	15:23:11.933





Autodromo Int. do Algarve
International GT Open
Free practice - 2
Lap Analysis



17

Tom Lebbon

Ferrari 296 GT3

18

Alexey Nesov

Porsche 911 GT3 R (992)

PRO

Tom Emson

Elite Motorsport

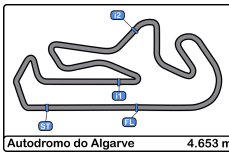
PRO

Maksim Kizilov

Dinamic GT

Lap	D	Time	Sector 1	Sector 2	Sector 3	T. Spd	Elapsed	Lap	D	Time	Sector 1	Sector 2	Sector 3	T. Spd	Elapsed
1		14:21:12.400	14:19:48.535	40.375	43.490		14:21:12.400	1		14:20:23.236	14:18:58.885	40.446	43.905		14:20:23.236
2		1:58.321	37.325	37.094	43.902	216.4	14:23:10.721	2		2:07.892	42.379	39.131	46.382	199.6	14:22:31.128
3		1:52.807	36.119	35.958	40.730	233.7	14:25:03.528	3		1:58.009	38.334	38.812	40.863	226.4	14:24:29.137
4		1:49.393	34.750	34.714	39.929	247.1	14:26:52.921	4		2:01.174	39.766	40.912	40.496	208.4	14:26:30.311
5		1:48.938	34.919	33.822	40.197	228.8	14:28:41.859	5		1:43.674	32.625	32.919	38.130	252.3	14:28:13.985
6		1:44.553	32.842	33.018	38.693	251.7	14:30:26.412	6		1:59.014 P	34.745	36.783	47.486	240.5	14:30:12.999
7		2:05.225 P	36.751	36.965	51.509	254.1	14:32:31.637	7		3:33.266	2:18.688	34.536	40.042		14:33:46.265
8		11:19.994	10:07.241	34.168	38.585		14:43:51.631	8		1:48.950	33.290	33.755	41.905	252.3	14:35:35.215
9		1:43.780	32.554	32.875	38.351	252.9	14:45:35.411	9		1:47.058	33.558	33.935	39.565	252.9	14:37:22.273
10		1:43.730	32.452	32.770	38.508	252.3	14:47:19.141	10		1:46.788	33.158	33.700	39.930	252.9	14:39:09.061
11		1:43.865	32.492	32.905	38.468	252.9	14:49:03.006	11		1:47.375	34.268	33.391	39.716	223.6	14:40:56.436
12		1:43.814	32.581	32.903	38.330	252.9	14:50:46.820	12		1:52.612	33.464	35.724	43.424	251.1	14:42:49.048
13		1:43.724	32.483	32.815	38.426	252.9	14:52:30.544	13		1:47.465	33.677	33.798	39.990	251.7	14:44:36.513
14		1:49.033 P	32.486	32.911	43.636	254.1	14:54:19.577	14		1:47.916	33.175	34.464	40.277	251.7	14:46:24.429
15		3:43.880	2:32.159	33.174	38.547		14:58:03.457	15		1:53.062 P	33.211	33.443	46.408	252.3	14:48:17.491
16		1:44.317	32.586	32.921	38.810	254.7	14:59:47.774	16		3:14.373	1:58.381	35.747	40.245		14:51:31.864
17		1:43.885	32.688	32.812	38.385	254.1	15:01:31.659	17		1:46.735	33.333	33.578	39.824	251.7	14:53:18.599
18		1:44.037	32.441	32.985	38.611	255.3	15:03:15.696	18		1:46.113	33.563	33.273	39.277	251.7	14:55:04.712
19		1:47.172	32.692	35.038	39.442	254.7	15:05:02.868	19		1:47.341	33.603	33.331	40.407	252.3	14:56:52.053
20		1:49.408 P	32.631	32.932	43.845	254.1	15:06:52.276	20		1:46.820	33.364	33.507	39.949	252.3	14:58:38.873
21		3:27.800 P	2:10.947	33.103	43.750		15:10:20.076	21		1:48.711	33.205	33.775	41.731	253.5	15:00:27.584
22		3:04.941 P	1:47.787	33.042	44.112		15:13:25.017	22		1:46.267	33.142	33.708	39.417	251.1	15:02:13.851
23		2:59.017	1:47.800	32.883	38.334		15:16:24.034	23		4:53.478 P	33.272	34.235	45.971	252.9	15:04:07.329
24		1:43.459	32.349	32.708	38.402	254.1	15:18:07.493	24		5:42.175	4:31.138	32.785	38.252		15:09:49.504
25		1:51.816 P	32.790	32.991	46.035	255.3	15:19:59.309	25		4:43.408	32.290	32.637	38.181	255.9	15:11:32.612
								26		1:43.121	32.212	32.590	38.319	255.9	15:13:15.733
								27		1:43.540	32.267	33.131	38.142	255.3	15:14:59.273
								28		1:43.479	32.233	33.144	38.102	256.5	15:16:42.752
								29		1:43.174	32.246	32.785	38.143	255.3	15:18:25.926
								30		1:49.660 P	32.689	33.383	43.588	256.5	15:20:15.586





Autodromo Int. do Algarve
International GT Open
Free practice - 2
Lap Analysis



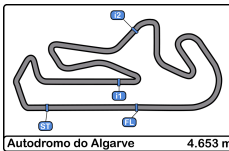
19 Robin Rogalski **Lamborghini Huracán GT3 EVO2** **21** Gino Forgione **Ferrari 296 GT3**
 PRO Filip Ugran Oregon Team AM Michele Rugolo AF Corse

Lap	D	Time	Sector 1	Sector 2	Sector 3	T. Spd	Elapsed	Lap	D	Time	Sector 1	Sector 2	Sector 3	T. Spd	Elapsed
1		14:22:12.178	14:20:56.862	35.137	40.179		14:22:12.178	1		14:20:49.835	14:19:29.033	37.374	43.428		14:20:49.835
2		1:48.184	34.043	34.329	39.809	250.5	14:24:00.359	2		1:44.841	32.978	32.930	38.933	253.5	14:22:34.676
3		1:46.248	33.548	33.593	39.107	250.0	14:25:46.607	3		1:44.206	32.679	32.980	38.547	255.3	14:24:18.882
4		1:45.934	33.219	33.373	39.339	250.0	14:27:32.538	4		1:43.939	32.661	32.749	38.529	254.7	14:26:02.821
5		1:46.387	34.197	33.358	38.832	251.1	14:29:18.925	5		1:43.615	32.649	32.670	38.296	255.3	14:27:46.436
6		1:45.111	33.009	33.163	38.939	252.3	14:31:04.036	6		1:43.526	32.520	32.757	38.249	256.5	14:29:29.962
7		1:46.027	33.166	33.267	39.594	252.9	14:32:50.063	7		1:43.414	32.362	32.793	38.259	255.9	14:31:13.376
8		1:45.019	32.971	33.263	38.785	252.9	14:34:35.082	8		1:53.425 P	32.530	33.569	47.326	257.7	14:33:06.801
9		1:45.043	32.998	33.133	38.912	252.9	14:36:20.125	9		3:53.179	2:38.121	34.444	40.614		14:36:59.980
10		1:50.455 P	33.023	33.043	44.389	254.7	14:38:10.580	10		1:46.985	33.382	34.042	39.561	254.1	14:38:46.965
11		3:03.222	1:49.476	33.999	39.747		14:41:13.802	11		1:48.358	33.767	34.893	39.698	255.3	14:40:35.323
12		1:46.393	33.434	33.619	39.340	251.7	14:43:00.195	12		1:47.813	33.627	34.234	39.952	252.3	14:42:23.136
13		1:46.227	33.163	33.182	39.882	251.7	14:44:46.422	13		1:49.351	35.471	33.729	40.151	251.1	14:44:12.487
14		1:45.449	33.188	33.124	39.137	252.3	14:46:31.871	14		1:55.349	37.169	38.346	39.834	254.7	14:46:07.836
15		1:48.101	33.313	33.033	41.755	251.1	14:48:19.972	15		1:56.592	33.613	38.735	44.244	252.9	14:48:04.428
16		1:46.104	33.435	33.441	39.228	246.0	14:50:06.076	16		1:58.809 P	36.371	35.660	46.778	250.5	14:50:03.237
17		1:45.529	32.951	33.396	39.182	252.9	14:51:51.605	17		4:53.563	3:38.603	34.433	40.527		14:54:56.800
18		1:45.564	33.168	33.281	39.115	254.1	14:53:37.169	18		1:50.706	35.890	34.003	40.813	227.3	14:56:47.506
19		1:45.756	32.976	33.187	39.593	251.7	14:55:22.925	19		1:48.202	33.620	34.933	39.649	251.7	14:58:35.708
20		2:09.348 P	37.264	38.510	53.574	234.2	14:57:32.273	20		1:52.588	33.392	37.020	42.176	253.5	15:00:28.296
21		3:44.204 P	2:23.403	34.786	46.015		15:01:16.477	21		1:46.709	33.568	33.612	39.529	252.9	15:02:15.005
22		3:19.366 P	1:52.490	38.464	48.412		15:04:35.843	22		1:58.160 P	33.485	34.381	50.294	254.7	15:04:13.165
23		3:07.453 P	1:48.527	34.204	44.722		15:07:43.296	23		3:07.856	1:54.407	34.804	38.645		15:07:21.021
24		3:17.554 P	1:52.074	35.439	50.041		15:11:00.850	24		1:44.085	32.505	32.909	38.671	255.9	15:09:05.106

20 Valentin Pierburg **Mercedes AMG GT3 EVO**
 PROAM Dominik Baumann SPS Automotive Performance

Lap	D	Time	Sector 1	Sector 2	Sector 3	T. Spd	Elapsed	Lap	D	Time	Sector 1	Sector 2	Sector 3	T. Spd	Elapsed
1		14:21:05.907	14:19:51.140	35.408	39.359		14:21:05.907	25		4:46.589	32.570	33.642	40.368	255.3	15:10:51.686
2		1:43.740	32.597	32.965	38.178	253.5	14:22:49.647	26		1:43.661	32.479	32.739	38.443	254.7	15:12:35.347
3		1:43.749	32.727	32.925	38.097	255.3	14:24:33.396	27		1:43.586	32.355	32.746	38.485	255.9	15:14:18.933
4		1:43.279	32.480	32.619	38.180	255.3	14:26:16.675	28		1:43.512	32.400	32.711	38.401	255.3	15:16:02.445
5		1:43.064	32.428	32.749	37.887	254.7	14:27:59.739	29		1:43.529	32.400	32.565	38.564	255.3	15:17:45.974
6		1:44.199	32.810	32.741	38.648	255.9	14:29:43.938	30		1:50.238 P	32.331	32.701	45.206	255.9	15:19:36.212
7		1:42.795	32.413	32.549	37.833	254.7	14:31:26.733								
8		1:48.872 P	32.422	32.691	43.759	257.7	14:33:15.605								
9		3:03.989	1:50.650	34.237	39.102		14:36:19.594								
10		1:47.200	34.116	34.116	38.968	254.1	14:38:06.794								
11		1:44.412	32.834	33.037	38.541	253.5	14:39:51.206								
12		1:45.247	33.078	33.339	38.830	254.7	14:41:36.453								
13		1:44.816	32.693	33.315	38.808	253.5	14:43:21.269								
14		1:45.000	32.819	33.482	38.699	255.3	14:45:06.269								
15		1:45.410	33.056	33.659	38.695	255.3	14:46:51.679								
16		1:46.911	32.953	34.779	39.179	255.9	14:48:38.590								
17		1:45.785	33.531	33.552	38.702	254.7	14:50:24.375								
18		1:45.907	33.109	33.223	39.575	254.1	14:52:10.282								
19		1:44.664	32.751	33.200	38.700	252.9	14:53:54.933								
20		1:51.944 P	32.932	34.263	44.749	253.5	14:55:46.877								
21		7:08.021	5:56.187	33.431	38.403		15:02:54.898								
22		1:43.485	32.520	32.645	38.320	254.1	15:04:38.383								
23		1:49.234 P	32.436	32.843	43.955	255.3	15:06:27.617								
24		4:10.577 P	2:52.890	33.155	44.532		15:10:38.194								
25		3:06.235 P	1:49.179	33.020	44.036		15:13:44.429								
26		3:25.668 P	2:00.928	36.988	47.752		15:17:10.097								





Autodromo Int. do Algarve
International GT Open
Free practice - 2
Lap Analysis



51 Carl Bennett Ferrari 296 GT3 54 Dexter Müller Mercedes AMG GT3 EVO

PRO Tommaso Mosca AF Corse PROAM Yannick Mettler SPS Automotive Performance

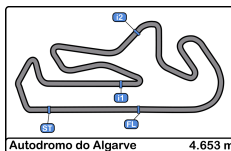
Lap	D	Time	Sector 1	Sector 2	Sector 3	T. Spd	Elapsed	Lap	D	Time	Sector 1	Sector 2	Sector 3	T. Spd	Elapsed
1		14:20:33.724	14:19:20.912	33.482	39.330		14:20:33.724	1		14:26:05.869	14:24:54.233	33.308	38.328		14:26:05.869
2		1:44.926	32.870	32.996	39.060	255.3	14:22:18.650	2		1:43.379	32.494	32.872	38.013	254.1	14:27:49.248
3		1:45.055	32.891	32.968	39.196	257.7	14:24:03.705	3		1:43.336	32.447	32.826	38.063	254.7	14:29:32.584
4		1:45.479	32.957	32.919	39.603	255.9	14:25:49.184	4		1:42.760	32.236	32.649	37.875	254.7	14:31:15.344
5		1:45.448	33.026	33.334	39.088	255.3	14:27:34.632	5		1:43.138	32.307	32.654	38.177	257.1	14:32:58.482
6		1:44.879	32.723	33.134	39.022	257.7	14:29:19.511	6		1:45.372	33.374	33.012	38.986	257.1	14:34:43.854
7		1:48.117	32.811	33.412	41.894	257.1	14:31:07.628	7		1:42.934	32.271	32.800	37.863	254.7	14:36:26.788
8		1:44.596	32.824	32.973	38.799	256.5	14:32:52.224	8		1:49.162 P	32.391	33.091	43.680	257.1	14:38:15.950
9		1:43.859	32.576	32.834	38.449	257.7	14:34:36.083	9		3:02.807 P	1:46.498	32.984	43.325		14:41:18.757
10		1:50.112 P	32.767	32.881	44.464	257.7	14:36:26.195	10		3:32.640	2:18.351	33.981	40.308		14:44:51.397
11		3:04.908	1:52.646	33.813	38.449		14:39:31.103	11		1:48.206	32.282	32.812	43.112	254.7	14:46:39.603
12		1:48.479	32.452	32.922	43.105	257.1	14:41:19.582	12		1:43.250	32.278	32.706	38.266	256.5	14:48:22.853
13		1:43.448	32.275	32.869	38.304	257.1	14:43:03.030	13		1:48.861 P	32.386	32.971	43.504	255.9	14:50:11.714
14		1:46.800	33.757	33.785	39.258	258.9	14:44:49.830	14		4:28.670	3:15.375	34.055	39.240		14:54:40.384
15		1:44.517	32.377	33.593	38.547	257.7	14:46:34.347	15		1:55.291	36.365	34.694	44.232	252.9	14:56:35.675
16		1:44.017	32.323	33.194	38.500	258.3	14:48:18.364	16		1:46.204	33.183	33.606	39.415	254.7	14:58:21.879
17		1:44.098	32.503	33.081	38.514	258.3	14:50:02.462	17		1:50.145	33.544	34.128	42.473	252.9	15:00:12.024
18		1:47.714	34.876	33.298	39.540	257.7	14:51:50.176	18		1:45.823	33.256	33.769	38.798	252.3	15:01:57.847
19		1:49.605 P	32.569	33.104	43.932	258.3	14:53:39.781	19		1:46.255	33.394	33.453	39.408	254.1	15:03:44.102
20		3:00.883	1:48.697	32.799	39.387		14:56:40.664	20		1:54.579 P	33.305	33.881	47.393	254.1	15:05:38.681
21		1:44.665	32.923	32.942	38.800	256.5	14:58:25.329	21		3:03.674	1:49.064	33.391	41.219		15:08:42.355
22		1:45.344	32.922	32.916	39.506	257.1	15:00:10.673	22		1:45.917	33.214	33.532	39.171	254.7	15:10:28.272
23		1:44.798	32.882	33.043	38.873	256.5	15:01:55.471	23		1:45.374	33.180	33.560	38.634	255.9	15:12:13.646
24		1:44.443	32.668	32.876	38.899	257.1	15:03:39.914	24		1:45.562	33.099	33.495	38.968	255.9	15:13:59.208
25		1:45.455	33.278	33.100	39.077	256.5	15:05:25.369	25		1:45.646	33.420	33.367	38.859	255.3	15:15:44.854
26		1:50.337 P	32.982	33.031	44.324	255.3	15:07:15.706	26		1:46.933	34.559	33.502	38.872	254.1	15:17:31.787
27		2:58.758	1:46.804	33.475	38.479		15:10:14.464	27		1:53.903 P	33.217	33.236	47.450	255.9	15:19:25.690

55 Laurent De Meeus Ferrari 296 GT3

PROAM Vincent Abril AF Corse

Lap	D	Time	Sector 1	Sector 2	Sector 3	T. Spd	Elapsed
1		14:21:10.029	14:19:45.750	40.851	43.428		14:21:10.029
2		1:59.340	37.985	37.890	43.465	221.3	14:23:09.369
3		1:57.115	38.084	37.425	41.606	222.2	14:25:06.484
4		2:01.103 P	36.608	37.205	47.290	215.5	14:27:07.587
5		2:54.539	1:32.169	36.685	45.685		14:30:02.126
6		1:45.157	33.715	33.164	38.278	248.8	14:31:47.283
7		1:43.079	32.128	32.785	38.166	255.3	14:33:30.362
8		1:43.269	32.388	32.881	38.000	255.3	14:35:13.631
9		1:44.873	32.316	33.545	39.012	254.7	14:36:58.504
10		1:43.112	32.257	32.736	38.119	254.7	14:38:41.616
11		1:51.957 P	33.409	34.871	43.677	255.3	14:40:33.573
12		3:26.663	2:13.055	33.840	39.768		14:44:00.236
13		1:48.815	34.851	34.035	39.929	252.3	14:45:49.051
14		1:47.425	33.484	34.058	39.883	250.5	14:47:36.476
15		1:54.365 P	33.871	34.179	46.315	252.3	14:49:30.841
16		3:32.399 P	2:15.368	33.058	43.973		14:53:03.240
17		3:12.919 P	1:51.639	34.828	46.452		14:56:16.159
18		3:08.042 P	1:49.691	34.314	44.037		14:59:24.201
19		3:06.660 P	1:48.406	34.382	43.872		15:02:30.861
20		3:19.431 P	1:56.905	36.374	46.152		15:05:50.292
21		3:14.745 P	1:48.787	36.469	49.489		15:09:05.037





Autodromo Int. do Algarve
International GT Open
Free practice - 2
Lap Analysis



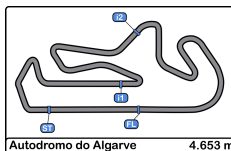
82 Marcelo Ramirez Mercedes AMG GT3 EVO **86** Audunn Gudmundsson Porsche 911 GT3 R (992)

PRO Ralf Aron						GetSpeed AM		Thorvaldur Gissurarson Team Thor							
Lap	D	Time	Sector 1	Sector 2	Sector 3	T. Spd	Elapsed	Lap	D	Time	Sector 1	Sector 2	Sector 3	T. Spd	Elapsed
1		14:23:05.641	14:21:35.747	43.516	46.378		14:23:05.641	1		14:21:14.397	14:19:49.708	40.015	44.674		14:21:14.397
2		2:05.574	41.010	42.169	42.395	188.1	14:25:11.215	2		1:57.499	35.950	38.643	42.906	248.8	14:23:11.896
3		1:54.583	35.894	36.515	42.174	246.5	14:27:05.798	3		1:52.766	35.442	36.158	41.166	248.8	14:25:04.662
4		1:52.771	35.262	35.593	41.916	247.7	14:28:58.569	4		1:55.427	34.364	35.167	45.896	252.3	14:27:00.089
5		1:52.819	36.442	35.940	40.437	210.9	14:30:51.388	5		1:49.351	34.349	34.726	40.276	248.8	14:28:49.440
6		1:45.613	33.299	33.549	38.765	250.5	14:32:37.001	6		1:48.679	34.043	34.442	40.194	251.1	14:30:38.119
7		1:46.262	32.904	33.400	39.958	254.7	14:34:23.263	7		1:49.119	33.842	34.500	40.777	252.3	14:32:27.238
8		1:44.930	32.917	33.435	38.578	251.7	14:36:08.193	8		1:48.678	34.868	34.244	39.566	238.9	14:34:15.916
9		1:44.680	32.726	33.466	38.488	255.3	14:37:52.873	9		1:47.265	33.456	34.266	39.543	252.9	14:36:03.181
10		1:54.072 P	33.468	33.938	46.666	256.5	14:39:46.945	10		1:48.848	33.980	34.588	40.280	253.5	14:37:52.029
11		4:44.676	3:33.420	32.869	38.387		14:44:31.621	11		1:47.619	33.680	34.127	39.812	251.1	14:39:39.648
12		1:43.395	32.238	33.002	38.155	255.9	14:46:15.016	12		1:48.255	34.197	34.872	39.186	237.8	14:41:27.903
13		1:45.222	32.250	32.827	40.145	257.1	14:48:00.238	13		1:46.506	33.464	33.849	39.193	253.5	14:43:14.409
14		1:43.736	32.337	32.817	38.582	257.1	14:49:43.974	14		1:47.422	33.147	34.260	40.015	254.7	14:45:01.831
15		1:46.507	34.042	33.208	39.257	257.7	14:51:30.481	15		1:47.449	33.470	34.198	39.751	252.9	14:46:49.250
16		1:42.912	32.236	32.445	38.231	255.9	14:53:13.393	16		1:55.513 P	33.396	34.171	47.946	252.9	14:48:44.763
17		1:48.236 P	32.221	32.657	43.358	256.5	14:55:01.629	17		4:06.239	2:53.603	33.588	39.048		14:52:51.002
18		3:05.978 P	1:46.168	33.734	46.076		14:58:07.607	18		1:44.500	32.823	33.269	38.408	253.5	14:54:35.502
19		2:55.109 P	1:38.985	33.377	42.747		15:01:02.716	19		2:12.685	58.102	33.648	40.935	253.5	14:56:48.187
20		3:02.228	1:44.142	35.456	42.630		15:04:04.944	20		1:46.214	33.255	33.960	38.999	255.3	14:58:34.401
21		2:02.672 P	40.847	35.533	46.292	249.4	15:06:07.616	21		1:45.211	32.754	33.478	38.979	253.5	15:00:19.612
22		2:49.427	1:37.301	32.906	39.220		15:08:57.043	22		1:44.894	32.828	33.419	38.647	254.7	15:02:04.506
23		4:43.669	32.778	32.662	38.229	251.7	15:10:40.712	23		1:44.984	32.732	33.063	39.189	255.3	15:03:49.490
24		4:48.166 P	32.376	32.718	43.072	257.1	15:12:28.878	24		1:48.665	35.986	33.737	38.942	254.1	15:05:38.155
25		2:51.479	1:38.276	33.999	39.204		15:15:20.357	25		1:44.719	32.855	33.028	38.836	253.5	15:07:22.874
26		4:46.449	33.266	33.574	39.609	252.3	15:17:06.806	26		1:45.144	32.808	33.017	39.319	255.3	15:09:08.018
27		1:52.700 P	34.510	33.647	44.543	254.1	15:18:59.506	27		4:45.904	32.907	33.181	39.813	255.9	15:10:53.919
28								28		1:53.058 P	33.445	33.515	46.098	254.7	15:12:46.977
29								29		3:02.655	1:50.530	32.946	39.179		15:15:49.632
30								30		1:47.248	34.995	33.058	39.195	254.7	15:17:36.880
31								31		1:45.110	33.026	32.989	39.095	255.9	15:19:21.990
32								32		1:53.587 P	33.152	33.574	46.861	254.1	15:21:15.577

108 Ameerh Naran Mercedes AMG GT3 EVO

PROAM Tom Jackson						Vimana by GetSpeed	
Lap	D	Time	Sector 1	Sector 2	Sector 3	T. Spd	Elapsed
1		14:25:16.414	14:24:02.970	33.217	40.227		14:25:16.414
2		1:45.053	32.928	33.487	38.638	250.0	14:27:01.467
3		1:54.256 P	35.116	34.164	44.976	255.9	14:28:55.723





Autodromo Int. do Algarve
International GT Open
Free practice - 2
Lap Analysis



188

Mark Sansom

McLaren 720S GT3 EVO

AM

Miguel Ramos

Garage 59

Lap	D	Time	Sector 1	Sector 2	Sector 3	T. Spd	Elapsed
1		14:21:17.679	14:19:52.968	36.931	47.780		14:21:17.679
2		2:00.960	34.810	41.012	45.138	248.8	14:23:18.639
3		1:47.800	33.817	34.115	39.868	247.1	14:25:06.439
4		1:47.954	34.772	33.838	39.344	250.0	14:26:54.393
5		1:44.919	32.966	33.261	38.692	252.9	14:28:39.312
6		1:45.022	32.895	33.236	38.891	251.7	14:30:24.334
7		1:54.374	32.835	33.350	48.189	251.7	14:32:18.708
8		1:44.527	32.869	33.143	38.515	252.9	14:34:03.235
9		1:44.363	32.701	33.098	38.564	251.7	14:35:47.598
10		1:44.359	32.808	33.079	38.472	253.5	14:37:31.957
11		1:43.843	32.599	33.008	38.236	252.9	14:39:15.800
12		1:44.155	32.605	33.250	38.300	254.1	14:40:59.955
13		1:53.819 P	33.578	33.966	46.275	253.5	14:42:53.774
14		4:10.035	2:57.426	33.707	38.902		14:47:03.809
15		1:43.886	32.669	32.985	38.232	252.3	14:48:47.695
16		1:44.187	32.592	32.980	38.615	253.5	14:50:31.882
17		1:51.498	33.783	35.961	41.754	252.9	14:52:23.380
18		1:44.260	32.829	33.192	38.239	251.1	14:54:07.640
19		1:55.041 P	33.474	33.840	47.727	232.2	14:56:02.681
20		18:53.972	17:39.575	34.870	39.527		15:14:56.653
21		1:48.455	33.976	34.965	39.514	247.7	15:16:45.108
22		1:47.119	33.811	34.143	39.165	248.8	15:18:32.227
23		1:54.367 P	34.045	34.144	46.178	249.4	15:20:26.594

777

Marcin Jedliński

Ferrari 296 GT3

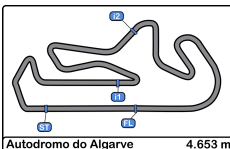
PROAM

Karol Basz

Olimp Racing

Lap	D	Time	Sector 1	Sector 2	Sector 3	T. Spd	Elapsed
1		14:21:22.518	14:20:07.451	33.100	41.967		14:21:22.518
2		1:44.648	32.304	33.710	38.634	257.1	14:23:07.166
3		1:43.596	32.775	32.539	38.282	259.6	14:24:50.762
4		1:43.610	32.296	32.578	38.736	257.7	14:26:34.372
5		1:49.484 P	32.434	32.507	44.543	257.7	14:28:23.856
6		4:20.920	3:09.674	32.620	38.626		14:32:44.776
7		1:43.140	32.253	32.489	38.398	257.7	14:34:27.916
8		1:50.356 P	32.743	32.942	44.671	258.3	14:36:18.272
9		13:55.512	12:41.848	34.007	39.657		14:50:13.784
10		1:47.423	33.310	33.672	40.441	253.5	14:52:01.207
11		1:45.594	33.025	33.503	39.066	254.1	14:53:46.801
12		1:50.758	38.335	37.952	42.471	254.7	14:55:45.559
13		1:47.991	34.963	33.664	39.364	254.1	14:57:33.550
14		1:46.813	33.614	33.707	39.492	255.9	14:59:20.363
15		1:54.501 P	33.072	33.900	47.529	254.7	15:01:14.864
16		4:14.250	3:01.575	33.599	39.076		15:05:29.114
17		1:45.891	33.157	33.703	39.031	255.3	15:07:15.005
18		1:45.320	32.925	33.378	39.017	255.3	15:09:00.325
19		1:59.066 P	36.168	35.271	47.627	255.3	15:10:59.391
20		3:02.977	1:51.173	32.760	39.044		15:14:02.368
21		1:43.745	32.439	32.627	38.679	258.9	15:15:46.113
22		1:43.932	32.458	32.882	38.592	258.3	15:17:30.045
23		1:43.767	32.404	32.789	38.574	258.3	15:19:13.812
24		1:58.497 P	32.371	34.115	52.011	257.1	15:21:12.309





Autodromo Int. do Algarve

International GT Open

Free practice - 2

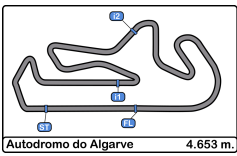
Best Sectors Results



Autodromo do Algarve 4.653 m.

Sector - 1			Sector - 2			Sector - 3			Ideal Lap vs Best Lap		
Clas	Nº Driver	Time	Nº Driver	Time	Nº Driver	Time	Clas	Nº Driver	Ideal Lap	Best Lap	Clas
1	31 Hash - Fontana	31.976	1 Reicher - Haase	32.315	31 Hash - Fontana	37.635	1	31 Hash - Fontana	1:42.096	1:42.247	1
2	9 Bartone - Schiller	32.051	11 Révész - Cairoli	32.362	11 Révész - Cairoli	37.708	2	11 Révész - Cairoli	1:42.191	1:42.404	2
3	11 Révész - Cairoli	32.121	9 Bartone - Schiller	32.408	20 Pierburg - Baumann	37.833	3	9 Bartone - Schiller	1:42.409	1:42.635	3
4	55 De Meeus - Abril	32.128	79 Zelger - Babini	32.426	54 Müller - Mettler	37.863	4	1 Reicher - Haase	1:42.728	1:42.934	8
5	18 Nesov - Kizilov	32.212	80 Ludwig - Velasco	32.427	9 Bartone - Schiller	37.950	5	54 Müller - Mettler	1:42.748	1:42.760	4
6	1 Reicher - Haase	32.220	82 Ramírez - Aron	32.445	33 Macdonald - Kell	37.957	6	20 Pierburg - Baumann	1:42.795	1:42.795	5
7	82 Ramírez - Aron	32.221	31 Hash - Fontana	32.485	28 Bonduel - Dörrbecker	37.979	7	80 Ludwig - Velasco	1:42.807	1:42.933	7
8	54 Müller - Mettler	32.236	777 Jedliński - Basz	32.489	6 Jans - Walker	37.987	8	82 Ramírez - Aron	1:42.821	1:42.912	6
9	6 Jans - Walker	32.250	65 Neumann - Dunner	32.536	55 De Meeus - Abril	38.000	9	6 Jans - Walker	1:42.829	1:43.388	13
10	777 Jedliński - Basz	32.253	20 Pierburg - Baumann	32.549	80 Ludwig - Velasco	38.082	10	33 Macdonald - Kell	1:42.830	1:42.968	9
11	51 Bennett - Mosca	32.275	33 Macdonald - Kell	32.561	18 Nesov - Kizilov	38.102	11	55 De Meeus - Abril	1:42.864	1:43.079	10
12	80 Ludwig - Velasco	32.298	21 Forgione - Rugolo	32.565	82 Ramírez - Aron	38.155	12	18 Nesov - Kizilov	1:42.904	1:43.121	11
13	33 Macdonald - Kell	32.312	75 Salaquarda - Milota	32.573	1 Reicher - Haase	38.193	13	28 Bonduel - Dörrbecker	1:42.951	1:43.127	12
14	21 Forgione - Rugolo	32.331	18 Nesov - Kizilov	32.590	4 Porter - Meakin	38.195	14	777 Jedliński - Basz	1:43.024	1:43.610	17
15	17 Lebbon - Emson	32.349	6 Jans - Walker	32.592	188 Sansom - Ramos	38.232	15	21 Forgione - Rugolo	1:43.145	1:43.414	15
16	4 Porter - Meakin	32.364	28 Bonduel - Dörrbecker	32.605	13 Visoiu - Krütten	38.238	16	4 Porter - Meakin	1:43.282	1:43.437	16
17	28 Bonduel - Dörrbecker	32.367	13 Visoiu - Krütten	32.640	21 Forgione - Rugolo	38.249	17	75 Salaquarda - Milota	1:43.288	1:43.388	14
18	20 Pierburg - Baumann	32.413	54 Müller - Mettler	32.649	777 Jedliński - Basz	38.282	18	13 Visoiu - Krütten	1:43.327	1:43.858	21
19	75 Salaquarda - Milota	32.413	10 Grove - Grove	32.651	75 Salaquarda - Milota	38.302	19	79 Zelger - Babini	1:43.330	1:43.912	22
20	13 Visoiu - Krütten	32.449	17 Lebbon - Emson	32.708	51 Bennett - Mosca	38.304	20	51 Bennett - Mosca	1:43.378	1:43.770	19
21	79 Zelger - Babini	32.491	4 Porter - Meakin	32.723	17 Lebbon - Emson	38.330	21	17 Lebbon - Emson	1:43.387	1:43.730	18
22	10 Grove - Grove	32.513	26 Blanchemain - Påverud	32.727	63 Doquin - Petrov	38.364	22	188 Sansom - Ramos	1:43.804	1:43.843	20
23	26 Blanchemain - Påverud	32.513	55 De Meeus - Abril	32.736	5 Jedliński - Korzeniowski	38.386	23	63 Doquin - Petrov	1:43.834	1:43.959	23
24	188 Sansom - Ramos	32.592	51 Bennett - Mosca	32.799	86 Gudmundsson - Gissurarson	38.408	24	10 Grove - Grove	1:43.834	1:44.241	24
25	63 Doquin - Petrov	32.594	63 Doquin - Petrov	32.876	79 Zelger - Babini	38.413	25	5 Jedliński - Korzeniowski	1:43.874	1:44.314	25
26	5 Jedliński - Korzeniowski	32.594	5 Jedliński - Korzeniowski	32.894	108 Naran - Jackson	38.638	26	86 Gudmundsson - Gissurarson	1:44.086	1:44.500	26
27	86 Gudmundsson - Gissurarson	32.732	86 Gudmundsson - Gissurarson	32.946	10 Grove - Grove	38.670	27	26 Blanchemain - Påverud	1:44.086	1:44.522	27
28	108 Naran - Jackson	32.928	188 Sansom - Ramos	32.980	19 Rogalski - Ugran	38.785	28	19 Rogalski - Ugran	1:44.769	1:45.019	28
29	19 Rogalski - Ugran	32.951	19 Rogalski - Ugran	33.033	26 Blanchemain - Påverud	38.846	29	108 Naran - Jackson	1:44.783	1:45.053	29
30	77 Alfredo Hernández	33.315	108 Naran - Jackson	33.217	77 Alfredo Hernández	39.191	30	77 Alfredo Hernández	1:45.857	1:46.645	30
31	65 Neumann - Dunner	1:47.119	77 Alfredo Hernández	33.351	65 Neumann - Dunner	42.627	31	65 Neumann - Dunner	3:02.282	3:05.262	31



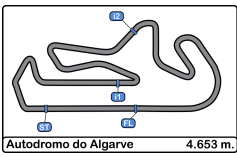


Autodromo Int. do Algarve
International GT Open
Free practice - 2
Best 5 Lap Times



Cl	Nº	Entrant/Team	Nat	Driver 1	Nat	Driver 2	Nat	Vehicle	Cat	Cl	Best 1		Best 2		Best 3		Best 4		Best 5	
											Time	Lap	Time	Lap	Time	Lap	Time	Lap	Time	Lap
1	31	Car Collection Motorsport	DEU	Hash	USA	Alex Fontana	CHE	Porsche 911 GT3 R (992)	PROAM	1	1:42.247	27	1:42.400	26	1:42.534	6	1:42.944	4	1:43.039	3
2	11	Team Motopark	DEU	Levente Révész	HUN	Matteo Cairoli	ITA	Mercedes AMG GT3 EVO	PRO	1	1:42.404	4	1:42.465	3	1:42.716	2	1:42.746	5	1:43.100	22
3	9	GetSpeed	DEU	Anthony Bartone	USA	Fabian Schiller	DEU	Mercedes AMG GT3 EVO	PRO	2	1:42.635	20	1:42.655	21	1:43.093	18	1:43.206	19	1:43.581	8
4	54	CBRX by SPS	DEU	Dexter Müller	CHE	Yannick Mettler	CHE	Mercedes AMG GT3 EVO	PROAM	2	1:42.760	4	1:42.934	7	1:43.336	3	1:45.374	23	1:45.562	24
5	20	SPS Automotive Performance	DEU	Valentin Pierburg	DEU	Dominik Baumann	AUT	Mercedes AMG GT3 EVO	PROAM	3	1:42.795	7	1:43.064	5	1:43.279	4	1:43.749	3	1:44.199	6
6	82	GetSpeed	DEU	Marcelo Ramírez	MEX	Ralf Aron	EST	Mercedes AMG GT3 EVO	PRO	3	1:42.912	16	1:43.395	12	1:43.736	14	1:45.222	13	1:45.613	6
7	80	Mertel Motorsport	DEU	Luca Ludwig	DEU	Iván Velasco	ESP	Ferrari 488 GT3 Evo	PROAM	4	1:42.933	4	1:43.221	8	1:50.080	5	3:15.072	6	3:55.593	2
8	1	Eastalent Racing	AUT	Simon Reicher	AUT	Christopher Haase	DEU	Audi R8 LMS GT3 EVO II	PRO	4	1:42.934	6	1:43.092	10	1:43.116	4	1:43.139	5	1:43.173	12
9	33	Greystone GT	GBR	Dean Macdonald	GBR	James Kell	GBR	McLaren 720S GT3 EVO	PRO	5	1:42.968	10	1:43.046	9	1:43.105	8	1:44.231	16	1:44.331	14
10	55	AF Corse	ITA	Laurent De Meeus	BEL	Vincent Abril	FRA	Ferrari 296 GT3	PROAM	5	1:43.079	7	1:43.112	10	1:43.269	8	1:44.873	9	1:45.157	6
11	18	Dinamic GT	ITA	Alexey Nesov	RUS	Maksim Kizilov	RUS	Porsche 911 GT3 R (992)	PRO	6	1:43.121	26	1:43.174	29	1:43.479	28	1:43.540	27	1:43.674	5
12	28	BDR Grupo Prom Racing Team	BEL	Amaury Bonduel	FRA	Luis Michael Dörrbecker	MEX	Mercedes AMG GT3 EVO	PRO	7	1:43.127	7	1:43.239	5	1:44.823	20	1:45.030	21	1:45.307	18
13	6	GetSpeed	DEU	Steve Jans	LUX	Aaron Walker	GBR	Mercedes AMG GT3 EVO	PROAM	6	1:43.388	4	1:43.512	6	1:43.531	5	1:43.852	3	1:44.028	9
14	75	Team ISR	CZE	Filip Salaquarda	CZE	Libor Milota	CZE	Audi R8 LMS GT3 EVO II	PROAM	7	1:43.388	8	1:43.567	6	1:43.824	5	1:44.743	16	1:44.901	18
15	21	AF Corse	ITA	Gino Forgione	CHE	Michele Rugolo	ITA	Ferrari 296 GT3	AM	1	1:43.414	7	1:43.512	28	1:43.526	6	1:43.529	29	1:43.586	27
16	4	Optimum Motorsport	GBR	Michael Porter	GBR	Zac Meakin	GBR	McLaren 720S GT3 EVO	PRO	8	1:43.437	6	1:43.473	10	1:43.563	11	1:43.615	5	1:43.740	4
17	777	Olimp Racing	POL	Marcin Jedliński	POL	Karol Basz	POL	Ferrari 296 GT3	PROAM	8	1:43.610	4	1:43.767	23	1:43.932	22	1:45.320	18	1:45.891	17
18	17	Elite Motorsport with Entire Race Engineering	GBR	Tom Lebbon	GBR	Tom Emson	GBR	Ferrari 296 GT3	PRO	9	1:43.730	10	1:43.814	12	1:43.865	11	1:43.885	17	1:44.037	18
19	51	AF Corse	ITA	Carl Bennett	ITA	Tommaso Mosca	ITA	Ferrari 296 GT3	PRO	10	1:43.770	30	1:43.859	9	1:43.897	29	1:43.952	31	1:44.017	16
20	188	Garage 59	GBR	Mark Sansom	GBR	Miguel Ramos	PRT	McLaren 720S GT3 EVO	AM	2	1:43.843	11	1:43.886	15	1:44.155	12	1:44.187	16	1:44.260	18
21	13	Team Motopark	DEU	Robert Visoiu	ROU	Niklas Krütten	DEU	Mercedes AMG GT3 EVO	PRO	11	1:43.858	8	1:43.926	12	1:44.341	11	1:44.380	13	1:46.721	10
22	79	Tsunami RT	SMR	Johannes Zelger	ITA	Fabio Babini	ITA	Porsche 911 GT3 R (992)	PROAM	9	1:43.912	4	1:43.963	3	1:44.482	2	1:46.938	12	1:47.546	9
23	63	Oregon Team	ITA	Antoine Doquin	FRA	Artem Petrov	ISR	Lamborghini Huracán GT3 EVO2	PRO	12	1:43.959	3	1:44.941	10	1:45.651	14	1:51.683	11	2:46.469	15
24	10	Iron Lynx	ITA	Brenton Grove	AUS	Stephen Grove	AUS	Mercedes AMG GT3 EVO	PROAM	10	1:44.241	18	1:44.249	8	1:44.266	7	1:44.298	10	1:44.330	19
25	5	Olimp Racing	POL	Stanislaw Jedliński	POL	Krystian Korzeniowski	POL	Ferrari 296 GT3	AM	3	1:44.314	5	1:44.694	2	1:51.497	24	1:52.864	26	1:52.959	18
26	86	Team Thor	ISL	Audunn Gudmundsson	ISL	Thorvaldur Gissurarson	ISL	Porsche 911 GT3 R (992)	AM	4	1:44.500	18	1:44.719	25	1:44.894	22	1:44.984	23	1:45.110	31
27	26	Sainteloc Racing	FRA	Michael Blanchemain	FRA	Marcus Páverud	NOR	Audi R8 LMS GT3 EVO II	PROAM	11	1:44.522	17	1:46.173	11	1:46.211	13	1:46.510	10	1:47.006	7
28	19	Oregon Team	ITA	Robin Rogalski	POL	Filip Ugran	ROU	Lamborghini Huracán GT3 EVO2	PRO	13	1:45.019	8	1:45.043	9	1:45.111	6	1:45.529	17	1:45.564	18
29	108	Vimana by GetSpeed	DEU	Ameerh Naran	GBR	Tom Jackson	GBR	Mercedes AMG GT3 EVO	PROAM	12	1:45.053	2	1:54.256	3						
30	77	BDR Grupo Prom Racing Team	BEL	Alfredo Hernández	MEX		MEX	Mercedes AMG GT3 EVO	AM	5	1:46.645	8	1:47.152	13	1:47.284	5	1:47.432	15	1:47.529	4
31	65	Team Motopark	DEU	Heiko Neumann	DEU	Lukas Dunner	AUT	Mercedes AMG GT3 EVO	PROAM	13	3:05.262	3	3:06.501	2						



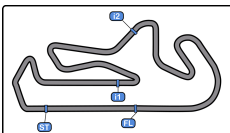


Autodromo Int. do Algarve
International GT Open
Free practice - 2
Best 5 Top Speeds



Cl	N°	Entrant/Team	Nat	Driver 1	Nat	Driver 2	Nat	Vehicle	Cat	Cl	Top 1		Top 2		Top 3		Top 4		Top 5		Avg
											Km/h	Lap	Km/h	Lap	Km/h	Lap	Km/h	Lap	Km/h	Lap	
1	777	Olimp Racing	POL	Marcin Jedliński	POL	Karol Basz	POL	Ferrari 296 GT3	PROAM	1	259.6	3	258.9	21	258.3	8	258.3	22	258.3	23	258.7
2	51	AF Corse	ITA	Carl Bennett	HUN	Tommaso Mosca	ITA	Ferrari 296 GT3	PRO	1	258.9	14	258.3	16	258.3	17	258.3	19	258.3	28	258.4
3	11	Team Motopark	DEU	Levente Révész	HUN	Matteo Cairoli	ITA	Mercedes AMG GT3 EVO	PRO	2	258.3	3	258.3	4	258.3	15	258.3	16	258.3	17	258.3
4	5	Olimp Racing	POL	Stanislaw Jedliński	POL	Krystian Korzeniowski	POL	Ferrari 296 GT3	AM	1	257.7	6	257.7	7	257.1	5	256.5	4	255.9	3	257.0
5	13	Team Motopark	DEU	Robert Visoiu	ROU	Niklas Krütten	DEU	Mercedes AMG GT3 EVO	PRO	3	257.7	14	257.1	8	257.1	9	256.5	10	256.5	11	257.0
6	20	SPS Automotive Performance	DEU	Valentin Pierburg	DEU	Dominik Baumann	AUT	Mercedes AMG GT3 EVO	PROAM	2	257.7	8	255.9	6	255.9	16	255.3	3	255.3	4	256.0
7	21	AF Corse	ITA	Gino Forgione	CHE	Michele Rugolo	ITA	Ferrari 296 GT3	AM	2	257.7	8	256.5	6	255.9	7	255.9	24	255.9	27	256.4
8	31	Car Collection Motorsport	DEU	Hash	USA	Alex Fontana	CHE	Porsche 911 GT3 R (992)	PROAM	3	257.7	28	257.1	26	257.1	27	256.5	17	255.3	3	256.7
9	33	Greystone GT	GBR	Dean Macdonald	GBR	James Kell	GBR	McLaren 720S GT3 EVO	PRO	4	257.7	15	257.1	14	256.5	10	256.5	11	256.5	13	256.8
10	75	Team ISR	CZE	Filip Salaquarda	CZE	Libor Milota	CZE	Audi R8 LMS GT3 EVO II	PROAM	4	257.7	9	256.5	13	255.9	7	255.3	3	255.3	19	256.1
11	82	GetSpeed	DEU	Marcelo Ramírez	MEX	Ralf Aron	EST	Mercedes AMG GT3 EVO	PRO	5	257.7	15	257.1	13	257.1	14	257.1	24	256.5	10	257.1
12	9	GetSpeed	DEU	Anthony Bartone	USA	Fabian Schiller	DEU	Mercedes AMG GT3 EVO	PRO	6	257.1	14	256.5	11	256.5	19	256.5	21	256.5	22	256.6
13	54	CBRX by SPS	DEU	Dexter Müller	CHE	Yannick Mettler	CHE	Mercedes AMG GT3 EVO	PROAM	5	257.1	5	257.1	6	257.1	8	256.5	12	255.9	13	256.7
14	79	Tsunami RT	SMR	Johannes Zelger	ITA	Fabio Babini	ITA	Porsche 911 GT3 R (992)	PROAM	6	257.1	4	257.1	7	256.5	6	255.9	3	255.3	2	256.4
15	1	Eeastalent Racing	AUT	Simon Reicher	AUT	Christopher Haase	DEU	Audi R8 LMS GT3 EVO II	PRO	7	256.5	6	256.5	7	255.9	10	255.9	11	255.3	5	256.0
16	18	Dinamic GT	ITA	Alexey Nesov	MDA	Maksim Kizilov	MDA	Porsche 911 GT3 R (992)	PRO	8	256.5	28	256.5	30	255.9	25	255.9	26	255.3	27	256.0
17	26	Sainteloc Racing	FRA	Michael Blanchemain	FRA	Marcus Pöverud	NOR	Audi R8 LMS GT3 EVO II	PROAM	7	256.5	18	255.3	3	255.3	19	255.3	20	255.3	21	255.5
18	28	BDR Grupo Prom Racing Team	BEL	Amaury Bonduel	FRA	Luis Michael Dörrbecker	MEX	Mercedes AMG GT3 EVO	PRO	9	255.9	6	255.9	8	255.9	11	255.3	7	254.7	10	255.5
19	86	Team Thor	ISL	Audunn Gudmundsson	ISL	Thorvaldur Gissurarson	ISL	Porsche 911 GT3 R (992)	AM	3	255.9	27	255.9	31	255.3	20	255.3	23	255.3	26	255.5
20	108	Vimana by GetSpeed	DEU	Ameerh Naran	DNE	Tom Jackson	GBR	Mercedes AMG GT3 EVO	PROAM	8	255.9	3	250.0	2							252.9
21	4	Optimum Motorsport	GBR	Michael Porter	GBR	Zac Meakin	GBR	McLaren 720S GT3 EVO	PRO	10	255.3	10	255.3	11	254.7	7	254.7	9	254.1	2	254.8
22	6	GetSpeed	DEU	Steve Jans	LUX	Aaron Walker	GBR	Mercedes AMG GT3 EVO	PROAM	9	255.3	7	255.3	10	255.3	14	254.7	4	254.7	5	255.0
23	17	Elite Motorsport with Entire Race Engineering	GBR	Tom Lebbon	GBR	Tom Emson	GBR	Ferrari 296 GT3	PRO	11	255.3	18	255.3	25	254.7	16	254.7	19	254.1	7	254.8
24	55	AF Corse	ITA	Laurent De Meeus	BEL	Vincent Abril	FRA	Ferrari 296 GT3	PROAM	10	255.3	7	255.3	8	255.3	11	254.7	9	254.7	10	255.0
25	77	BDR Grupo Prom Racing Team	BEL	Alfredo Hernández	MEX			Mercedes AMG GT3 EVO	AM	4	255.3	9	254.7	8	254.1	10	253.5	15	252.3	7	254.0
26	80	Mertel Motorsport	DEU	Luca Ludwig	DEU	Iván Velasco	ESP	Ferrari 488 GT3 Evo	PROAM	11	255.3	5	254.7	7	254.7	9	252.9	4	252.9	8	254.1
27	19	Oregon Team	ITA	Robin Rogalski	POL	Filip Ugran	ROU	Lamborghini Huracán GT3 EVO2	PRO	12	254.7	10	254.1	18	252.9	7	252.9	8	252.9	9	253.5
28	10	Iron Lynx	ITA	Brenton Grove	AUS	Stephen Grove	AUS	Mercedes AMG GT3 EVO	PROAM	12	254.1	12	253.5	11	253.5	19	253.5	30	252.9	9	253.5
29	188	Garage 59	GBR	Mark Sansom	GBR	Miguel Ramos	PRT	McLaren 720S GT3 EVO	AM	5	254.1	12	253.5	10	253.5	13	253.5	16	252.9	5	253.5
30	63	Oregon Team	ITA	Antoine Doquin	FRA	Artem Petrov	ISR	Lamborghini Huracán GT3 EVO2	PRO	13	252.9	11	252.9	14	252.3	6	252.3	8	252.3	10	252.5





Autodromo Int. do Algarve

International GT Open

Free practice - 2

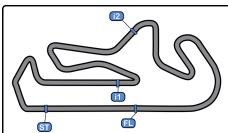
Fastest Laps Sequence

Autodromo do Algarve 4.653 m.



Lap	Time of Day	Session Time	Nº Entrant/Team	Nat	Driver 1	Nat	Driver 2	Nat	Vehicle	Cat	Time	Km/h
2	14:21:40.040	3:40.040	10 Iron Lynx	ITA	Brenton Grove	AUS	Stephen Grove	AUS	Mercedes AMG GT3 EVO	PROAM	1:47.330	156.0
2	14:22:17.538	4:17.538	75 Team ISR	CZE	Filip Salaquarda	CZE	Libor Milota	CZE	Audi R8 LMS GT3 EVO II	PROAM	1:45.971	158.0
2	14:22:23.729	4:23.729	31 Car Collection Motorsport	DEU	Hash	USA	Alex Fontana	CHE	Porsche 911 GT3 R (992)	PROAM	1:43.718	161.5
3	14:24:06.768	6:06.768	31 Car Collection Motorsport	DEU	Hash	USA	Alex Fontana	CHE	Porsche 911 GT3 R (992)	PROAM	1:43.039	162.5
4	14:25:49.712	7:49.712	31 Car Collection Motorsport	DEU	Hash	USA	Alex Fontana	CHE	Porsche 911 GT3 R (992)	PROAM	1:42.944	162.7
6	14:29:16.633	11:16.633	31 Car Collection Motorsport	DEU	Hash	USA	Alex Fontana	CHE	Porsche 911 GT3 R (992)	PROAM	1:42.534	163.3
3	14:38:34.168	20:34.168	11 Team Motopark	DEU	Levente Révész	HUN	Matteo Cairoli	ITA	Mercedes AMG GT3 EVO	PRO	1:42.465	163.4
4	14:40:16.572	22:16.572	11 Team Motopark	DEU	Levente Révész	HUN	Matteo Cairoli	ITA	Mercedes AMG GT3 EVO	PRO	1:42.404	163.5
26	15:17:18.065	59:18.065	31 Car Collection Motorsport	DEU	Hash	USA	Alex Fontana	CHE	Porsche 911 GT3 R (992)	PROAM	1:42.400	163.5
27	15:19:00.312	1:01:00.312	31 Car Collection Motorsport	DEU	Hash	USA	Alex Fontana	CHE	Porsche 911 GT3 R (992)	PROAM	1:42.247	163.8





Autodromo Int. do Algarve

International GT Open

Free practice - 2

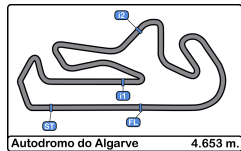
Event Best Maximum Speed

Autodromo do Algarve 4.653 m.



Nº	Entrant/Team	Nat	Driver 1	Nat	Driver 2	Nat	Vehicle	Cat	Km/h	Session
75	Team ISR	CZE	Filip Salaquarda	CZE	Libor Milota	CZE	Audi R8 LMS GT3 EVO II	PROAM	269.3	Private test - 2
82	GetSpeed	DEU	Marcelo Ramirez	MEX	Ralf Aron	EST	Mercedes AMG GT3 EVO	PRO	267.9	Private test - 2
51	AF Corse	ITA	Carl Bennett	ITA	Tommaso Mosca	ITA	Ferrari 296 GT3	PRO	267.9	Private test - 2
9	GetSpeed	DEU	Anthony Bartone	USA	Fabian Schiller	DEU	Mercedes AMG GT3 EVO	PRO	267.9	Private test - 2
79	Tsunami RT	SMR	Johannes Zelger	ITA	Fabio Babini	ITA	Porsche 911 GT3 R (992)	PROAM	267.9	Private test - 2
4	Optimum Motorsport	GBR	Michael Porter	GBR	Zac Meakin	GBR	McLaren 720S GT3 EVO	PRO	267.3	Private test - 2
86	Team Thor	ISL	Audunn Gudmundsson	ISL	Thorvaldur Gissurarson	ISL	Porsche 911 GT3 R (992)	AM	266.6	Private test - 2
30									266.6	Private test - 2
17	Elite Motorsport with Entire Race Engineering	GBR	Tom Lebbon	GBR	Tom Emson	GBR	Ferrari 296 GT3	PRO	266.6	Private test - 2
777	Olimp Racing	POL	Marcin Jedliński	POL	Karol Basz	POL	Ferrari 296 GT3	PROAM	266.6	Private test - 2
11	Team Motopark	DEU	Levente Révész	HUN	Matteo Cairoli	ITA	Mercedes AMG GT3 EVO	PRO	266.6	Private test - 2
18	Dinamic GT	ITA	Alexey Nesov	MDA	Maksim Kizilov	MDA	Porsche 911 GT3 R (992)	PRO	266.0	Private test - 1
13	Team Motopark	DEU	Robert Visoiu	ROU	Niklas Krütten	DEU	Mercedes AMG GT3 EVO	PRO	266.0	Private test - 2
65	Team Motopark	DEU	Heiko Neumann	AUT	Lukas Dunner	AUT	Mercedes AMG GT3 EVO	PROAM	266.0	Private test - 2
33	Greystone GT	GBR	Dean Macdonald	GBR	James Kell	GBR	McLaren 720S GT3 EVO	PRO	266.0	Private test - 2
26	Sainteloc Racing	FRA	Michael Blanchemain	FRA	Marcus Pæverud	NOR	Audi R8 LMS GT3 EVO II	PROAM	266.0	Private test - 2
21	AF Corse	ITA	Gino Forgione	CHE	Michele Rugolo	ITA	Ferrari 296 GT3	AM	265.3	Private test - 1
28	BDR Grupo Prom Racing Team	BEL	Amaury Bonduel	FRA	Luis Michael Dörrbecker	MEX	Mercedes AMG GT3 EVO	PRO	265.3	Private test - 2
5	Olimp Racing	POL	Stanislaw Jedliński	POL	Krystian Korzeniowski	POL	Ferrari 296 GT3	AM	265.3	Private test - 2
1	Eastalent Racing	AUT	Simon Reicher	AUT	Christopher Haase	DEU	Audi R8 LMS GT3 EVO II	PRO	265.3	Private test - 2
20	SPS Automotive Performance	DEU	Valentin Pierburg	DEU	Dominik Baumann	AUT	Mercedes AMG GT3 EVO	PROAM	264.7	Private test - 2
80	Mertel Motorsport	DEU	Luca Ludwig	DEU	Iván Velasco	ESP	Ferrari 488 GT3 Evo	PROAM	264.7	Private test - 2
188	Garage 59	GBR	Mark Sansom	GBR	Miguel Ramos	PRT	McLaren 720S GT3 EVO	AM	264.7	Private test - 2
10	Iron Lynx	ITA	Brenton Grove	AUS	Stephen Grove	AUS	Mercedes AMG GT3 EVO	PROAM	264.7	Private test - 2
54	CBRX by SPS	DEU	Dexter Müller	CHE	Yannick Mettler	CHE	Mercedes AMG GT3 EVO	PROAM	264.7	Private test - 2
19	Oregon Team	ITA	Robin Rogalski	POL	Filip Ugran	ROU	Lamborghini Huracán GT3 EVO2	PRO	264.0	Private test - 2
55	AF Corse	ITA	Laurent De Meeus	BEL	Vincent Abril	FRA	Ferrari 296 GT3	PROAM	264.0	Private test - 2
6	GetSpeed	DEU	Steve Jans	LUX	Aaron Walker	GBR	Mercedes AMG GT3 EVO	PROAM	263.4	Private test - 2
63	Oregon Team	ITA	Antoine Doquin	FRA	Artem Petrov	ISR	Lamborghini Huracán GT3 EVO2	PRO	262.7	Private test - 2
77	BDR Grupo Prom Racing Team	BEL	Alfredo Hernández	MEX			Mercedes AMG GT3 EVO	AM	261.5	Private test - 2
31	Car Collection Motorsport	DEU	Hash	USA	Alex Fontana	CHE	Porsche 911 GT3 R (992)	PROAM	257.7	Free practice - 2
108	Vimana by GetSpeed	DEU	Ameerh Naran	ZWE	Tom Jackson	GBR	Mercedes AMG GT3 EVO	PROAM	255.9	Free practice - 2





Autodromo Int. do Algarve
International GT Open
Free practice - 2
Pit Stop Analysis



1 Simon Reicher Audi R8 LMS GT3 EVO II

PRO Christopher Haase Eastalent Racing

Nº	In Day Time	In Time	Out Time	Pit Time	T. Pit Time	Handicap	Diff.
1	14:33:14.458	14:33:14.458	14:35:31.704	2:17.246	2:17.246		
2	14:46:09.820	14:46:09.820	14:47:29.957	1:20.137	3:37.383		
3	14:57:57.998	14:57:57.998	15:00:03.065	2:05.067	5:42.450		

4 Michael Porter McLaren 720S GT3 EVO

PRO Zac Meakin Optimum Motorsport

Nº	In Day Time	In Time	Out Time	Pit Time	T. Pit Time	Handicap	Diff.
1	14:31:49.853	14:31:49.853	14:33:10.914	1:21.061	1:21.061		
2	14:41:50.341	14:41:50.341	14:43:11.391	1:21.050	2:42.111		
3	14:44:59.298	14:44:59.298	14:46:20.141	1:20.843	4:02.954		

5 Stanislaw Jedliński Ferrari 296 GT3

AM Krystian Korzeniowski Olimp Racing

Nº	In Day Time	In Time	Out Time	Pit Time	T. Pit Time	Handicap	Diff.
1	14:34:17.868	14:34:17.868	14:42:01.755	7:43.887	7:43.887		
2	15:08:56.994	15:08:56.994	15:11:21.490	2:24.496	10:08.383		

6 Steve Jans Mercedes AMG GT3 EVO

PROAM Aaron Walker GetSpeed

Nº	In Day Time	In Time	Out Time	Pit Time	T. Pit Time	Handicap	Diff.
1	14:33:05.902	14:33:05.902	14:34:26.072	1:20.170	1:20.170		
2	14:48:24.568	14:48:24.568	14:49:45.690	1:21.122	2:41.292		
3	14:51:38.812	14:51:38.812	14:52:59.361	1:20.549	4:01.841		
4	14:58:12.774	14:58:12.774	14:59:33.681	1:20.907	5:22.748		
5	15:04:47.303	15:04:47.303	15:06:25.647	1:38.344	7:01.092		
6	15:08:18.366	15:08:18.366	15:09:38.818	1:20.452	8:21.544		

9 Anthony Bartone Mercedes AMG GT3 EVO

PRO Fabian Schiller GetSpeed

Nº	In Day Time	In Time	Out Time	Pit Time	T. Pit Time	Handicap	Diff.
1	14:35:35.218	14:35:35.218	14:36:56.332	1:21.114	1:21.114		
2	14:47:16.775	14:47:16.775	14:48:51.408	1:34.633	2:55.747		
3	14:50:34.829	14:50:34.829	14:53:06.045	2:31.216	5:26.963		
4	15:03:23.004	15:03:23.004	15:04:43.961	1:20.957	6:47.920		
5	15:08:12.658	15:08:12.658	15:09:37.441	1:24.783	8:12.703		
6	15:11:20.307	15:11:20.307	15:12:41.001	1:20.694	9:33.397		

10 Brenton Grove Mercedes AMG GT3 EVO

PROAM Stephen Grove Iron Lynx

Nº	In Day Time	In Time	Out Time	Pit Time	T. Pit Time	Handicap	Diff.
1	14:27:18.918	14:27:18.918	14:28:39.506	1:20.588	1:20.588		
2	14:40:55.382	14:40:55.382	14:42:19.815	1:24.433	2:45.021		
3	14:47:42.645	14:47:42.645	14:49:38.485	1:55.840	4:40.861		
4	14:58:19.321	14:58:19.321	14:59:41.510	1:22.189	6:03.050		

11 Levente Révész Mercedes AMG GT3 EVO

PRO Matteo Cairoli Team Motopark

Nº	In Day Time	In Time	Out Time	Pit Time	T. Pit Time	Handicap	Diff.
1	14:43:43.219	14:43:43.219	14:45:42.447	1:59.228	1:59.228		
2	14:56:07.320	14:56:07.320	14:57:59.046	1:51.726	3:50.954		
3	15:06:33.805	15:06:33.805	15:07:54.912	1:21.107	5:12.061		
4	15:09:37.257	15:09:37.257	15:10:58.018	1:20.761	6:32.822		
5	15:14:30.021	15:14:30.021	15:15:51.970	1:21.949	7:54.771		

13 Robert Visoiu Mercedes AMG GT3 EVO

PRO Niklas Krütten Team Motopark

Nº	In Day Time	In Time	Out Time	Pit Time	T. Pit Time	Handicap	Diff.
1	14:32:10.235	14:32:10.235	14:33:54.957	1:44.722	1:44.722		
2	14:51:30.442	14:51:30.442	14:58:50.309	7:19.867	9:04.589		
3	15:02:17.677	15:02:17.677	15:03:40.126	1:22.449	10:27.038		
4	15:05:29.354	15:05:29.354	15:06:50.322	1:20.968	11:48.006		
5	15:08:34.748	15:08:34.748	15:09:55.289	1:20.541	13:08.547		
6	15:13:24.481	15:13:24.481	15:14:45.393	1:20.912	14:29.459		
7	15:16:29.704	15:16:29.704	15:17:50.431	1:20.727	15:50.186		

17 Tom Lebbon Ferrari 296 GT3

PRO Tom Emson Elite Motorsport

Nº	In Day Time	In Time	Out Time	Pit Time	T. Pit Time	Handicap	Diff.
1	14:32:27.447	14:32:27.447	14:42:05.320	9:37.873	9:37.873		
2	14:54:15.391	14:54:15.391	14:56:19.736	2:04.345	11:42.218		
3	15:06:48.111	15:06:48.111	15:08:31.038	1:42.927	13:25.145		
4	15:10:15.901	15:10:15.901	15:11:36.813	1:20.912	14:46.057		
5	15:13:20.843	15:13:20.843	15:14:42.133	1:21.290	16:07.347		

18 Alexey Nesov Porsche 911 GT3 R (992)

PRO Maksim Kizilov Dinamic GT

Nº	In Day Time	In Time	Out Time	Pit Time	T. Pit Time	Handicap	Diff.
1	14:30:08.827	14:30:08.827	14:31:58.085	1:49.258	1:49.258		
2	14:48:13.243	14:48:13.243	14:49:41.221	1:27.978	3:17.236		
3	15:04:03.086	15:04:03.086	15:08:07.460	4:04.374	7:21.610		

19 Robin Rogalski Lamborghini Huracán GT3 EVO2

PRO Filip Ugran Oregon Team

Nº	In Day Time	In Time	Out Time	Pit Time	T. Pit Time	Handicap	Diff.
1	14:38:06.154	14:38:06.154	14:39:26.652	1:20.498	1:20.498		
2	14:57:28.120	14:57:28.120	14:59:22.209	1:54.089	3:14.587		
3	15:01:12.312	15:01:12.312	15:02:32.605	1:20.293	4:34.880		
4	15:04:31.691	15:04:31.691	15:05:52.092	1:20.401	5:55.281		
5	15:07:39.125	15:07:39.125	15:08:59.191	1:20.066	7:15.347		

20 Valentin Pierburg Mercedes AMG GT3 EVO

PROAM Dominik Baumann SPS Automotive Performance

Nº	In Day Time	In Time	Out Time	Pit Time	T. Pit Time	Handicap	Diff.
1	14:33:11.419	14:33:11.419	14:34:34.188	1:22.769	1:22.769		
2	14:55:42.688	14:55:42.688	15:01:10.295	5:27.607	6:50.376		
3	15:06:23.433	15:06:23.433	15:08:49.176	2:25.743	9:16.119		
4	15:10:34.065	15:10:34.065	15:11:55.992	1:21.927	10:38.046		
5	15:13:40.255	15:13:40.255	15:15:14.111	1:33.856	12:11.902		

21 Gino Forgione Ferrari 296 GT3

AM Michele Rugolo AF Corse

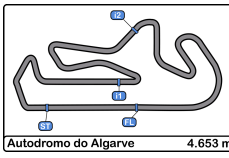
Nº	In Day Time	In Time	Out Time	Pit Time	T. Pit Time	Handicap	Diff.
1	14:33:02.614	14:33:02.614	14:35:11.666	2:09.052	2:09.052		
2	14:49:58.999	14:49:58.999	14:53:10.198	3:11.199	5:20.251		
3	15:04:08.996	15:04:08.996	15:05:36.384	1:27.388	6:47.639		

26 Michael Blanchemain Audi R8 LMS GT3 EVO II

PROAM Marcus Pöverud Sainteloc Racing

Nº	In Day Time	In Time	Out Time	Pit Time	T. Pit Time	Handicap	Diff.
1	14:27:43.684	14:27:43.684	14:28:58.689	1:15.005	1:15.005		
2	14:47:04.765	14:47:04.765	14:50:03.335	2:58.570	4:13.575		
3	15:00:39.326	15:00:39.326	15:10:04.410	9:25.084	13:38.659		

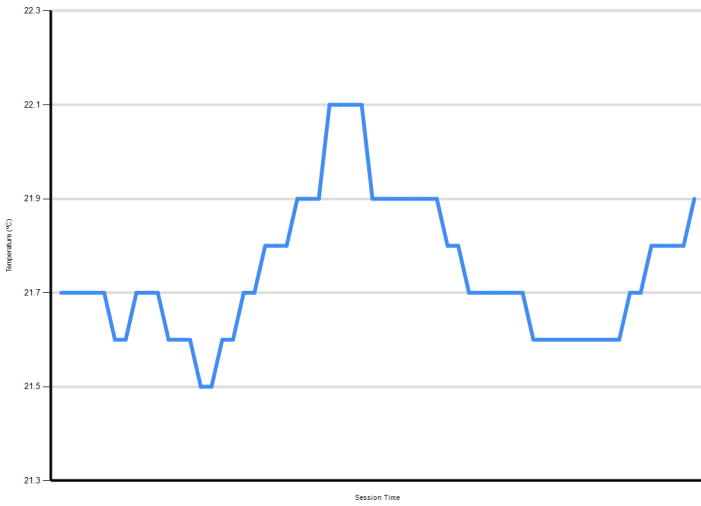




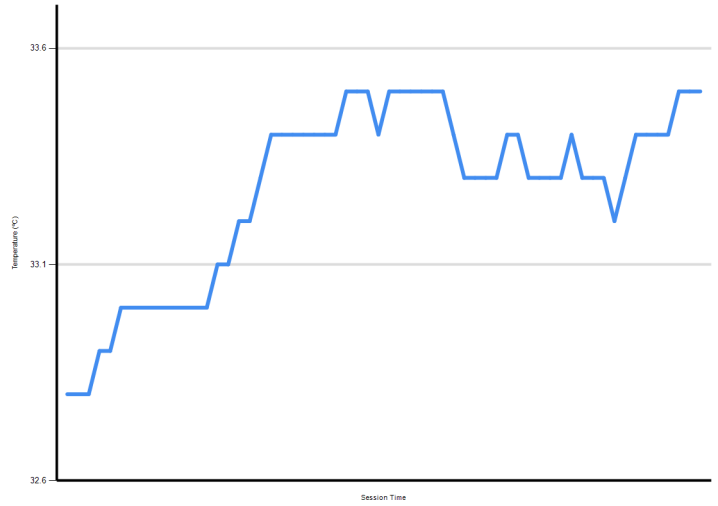
Autodromo Int. do Algarve
International GT Open
Free practice - 2
Weather Report



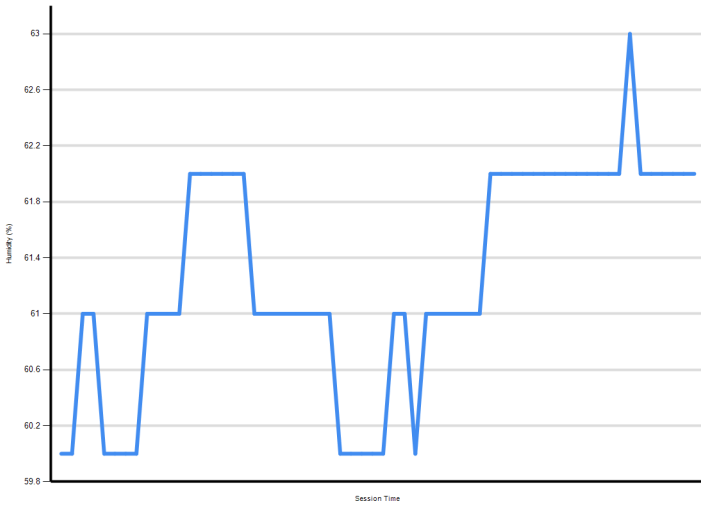
Air Temperature



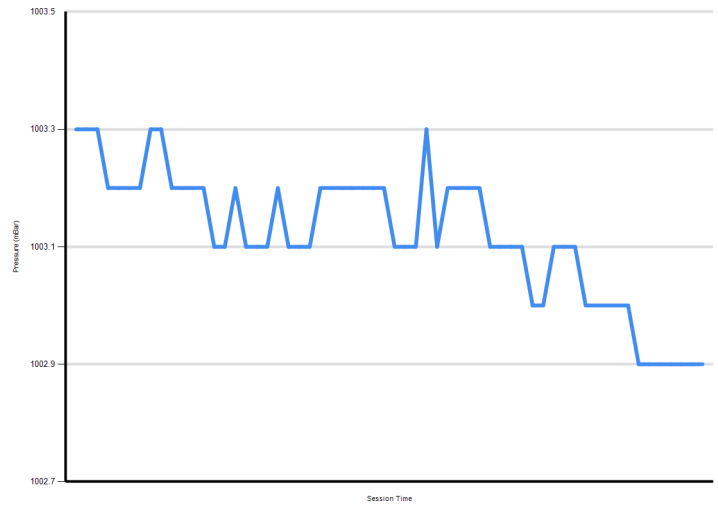
Track Temperature



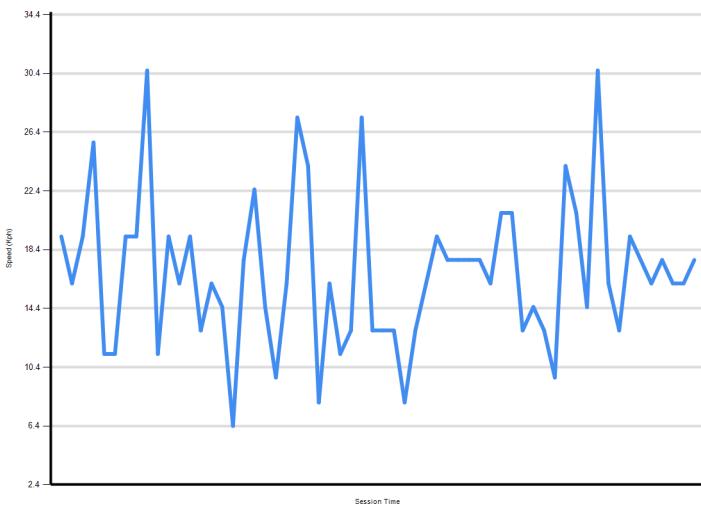
Humidity



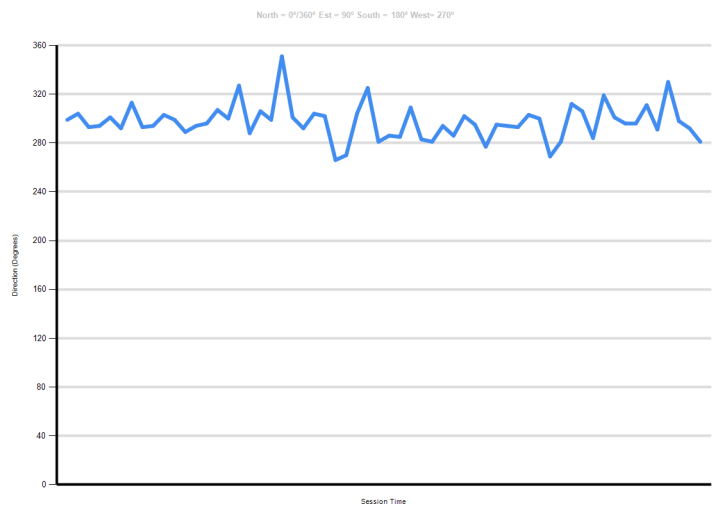
Pressure

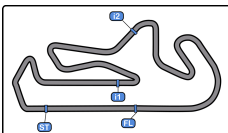


Wind Speed



Wind direction





Autodromo Int. do Algarve
International GT Open
Free Practice - 1 - 2
Combined Results



Autodromo do Algarve 4.653 m.

Cls	Nº	Entrant/Team	Nat	Driver 1	Nat	Driver 2	Nat	Vehicle	Cat	Cls	Laps	FP1	FP2	Best	Gap	Interval	Km/h		
1	20	SPS Automotive Performance	DEU	Valentin Pierburg	DEU	Dominik Baumann	AUT	Mercedes AMG GT3 EVO	PROAM	1	49	1:41.721	3	1:42.795	7	1:41.721	164.6		
2	9	GetSpeed	DEU	Anthony Bartone	USA	Fabian Schiller	DEU	Mercedes AMG GT3 EVO	PRO	1	52	1:41.845	3	1:42.635	20	1:41.845	0.124	0.124	164.4
3	65	Team Motopark	DEU	Heiko Neumann	DEU	Lukas Dunner	AUT	Mercedes AMG GT3 EVO	PROAM	2	27	1:42.051	3	3:05.262	3	1:42.051	0.330	0.206	164.1
4	18	Dinamic GT	ITA	Alexey Nesov	NO	Maksim Kizilov	NO	Porsche 911 GT3 R (992)	PRO	2	50	1:42.064	5	1:43.121	26	1:42.064	0.343	0.013	164.1
5	11	Team Motopark	DEU	Levente Révész	HUN	Matteo Cairoli	ITA	Mercedes AMG GT3 EVO	PRO	3	40	1:42.163	3	1:42.404	4	1:42.163	0.442	0.099	163.9
6	31	Car Collection Motorsport	DEU	Hash	USA	Alex Fontana	CHE	Porsche 911 GT3 R (992)	PROAM	3	55	1:42.584	2	1:42.247	27	1:42.247	0.526	0.084	163.8
7	13	Team Motopark	DEU	Robert Visoiu	ROU	Niklas Krütten	DEU	Mercedes AMG GT3 EVO	PRO	4	43	1:42.267	2	1:43.858	8	1:42.267	0.546	0.020	163.7
8	6	GetSpeed	DEU	Steve Jans	LUX	Aaron Walker	GBR	Mercedes AMG GT3 EVO	PROAM	4	50	1:42.538	4	1:43.388	4	1:42.538	0.817	0.271	163.3
9	54	CBRX by SPS	DEU	Dexter Müller	CHE	Yannick Mettler	CHE	Mercedes AMG GT3 EVO	PROAM	5	51	1:42.615	5	1:42.760	4	1:42.615	0.894	0.077	163.2
10	55	AF Corse	ITA	Laurent De Meeus	BEL	Vincent Abril	FRA	Ferrari 296 GT3	PROAM	6	47	1:42.729	5	1:43.079	7	1:42.729	1.008	0.114	163.0
11	777	Olimp Racing	POL	Marcin Jedliński	POL	Karol Basz	POL	Ferrari 296 GT3	PROAM	7	44	1:42.766	2	1:43.610	4	1:42.766	1.045	0.037	162.9
12	79	Tsunami RT	SMR	Johannes Zelger	ITA	Fabio Babini	ITA	Porsche 911 GT3 R (992)	PROAM	8	43	1:42.772	5	1:43.912	4	1:42.772	1.051	0.006	162.9
13	33	Greystone GT	GBR	Dean Macdonald	GBR	James Kell	GBR	McLaren 720S GT3 EVO	PRO	5	45	1:42.867	8	1:42.968	10	1:42.867	1.146	0.095	162.8
14	82	GetSpeed	DEU	Marcelo Ramírez	MEX	Ralf Aron	EST	Mercedes AMG GT3 EVO	PRO	6	54	1:43.080	19	1:42.912	16	1:42.912	1.191	0.045	162.7
15	80	Mertel Motorsport	DEU	Luca Ludwig	AUT	Iván Velasco	ESP	Ferrari 488 GT3 Evo	PROAM	9	23	1:45.999	10	1:42.933	4	1:42.933	1.212	0.021	162.7
16	1	Eastalent Racing	AUT	Simon Reicher	AUT	Christopher Haase	DEU	Audi R8 LMS GT3 EVO II	PRO	7	48	1:43.072	2	1:42.934	6	1:42.934	1.213	0.001	162.7
17	28	BDR Grupo Prom Racing Team	BEL	Amaury Bonduel	FRA	Luis Michael Dörrbecker	MEX	Mercedes AMG GT3 EVO	PRO	8	47	1:42.938	5	1:43.127	7	1:42.938	1.217	0.004	162.7
18	4	Optimum Motorsport	GBR	Michael Porter	GBR	Zac Meakin	GBR	McLaren 720S GT3 EVO	PRO	9	37	1:42.942	6	1:43.437	6	1:42.942	1.221	0.004	162.7
19	63	Oregon Team	ITA	Antoine Doquin	FRA	Artem Petrov	ISR	Lamborghini Huracán GT3 EVO2	PRO	10	40	1:43.024	5	1:43.959	3	1:43.024	1.303	0.082	162.5
20	51	AF Corse	ITA	Carl Bennett	THA	Tommaso Mosca	ITA	Ferrari 296 GT3	PRO	11	59	1:43.071	26	1:43.770	30	1:43.071	1.350	0.047	162.5
21	17	Elite Motorsport with Entire Race Engineering	GBR	Tom Lebbon	GBR	Tom Emson	GBR	Ferrari 296 GT3	PRO	12	42	1:43.074	3	1:43.730	10	1:43.074	1.353	0.003	162.5
22	5	Olimp Racing	POL	Stanislaw Jedliński	POL	Krystian Korzeniowski	POL	Ferrari 296 GT3	AM	1	49	1:43.381	15	1:44.314	5	1:43.381	1.660	0.307	162.0
23	75	Team ISR	CZE	Filip Salaquarda	CZE	Libor Milota	CZE	Audi R8 LMS GT3 EVO II	PROAM	10	45	1:43.575	2	1:43.388	8	1:43.388	1.667	0.007	162.0
24	10	Iron Lynx	ITA	Brenton Grove	AUS	Stephen Grove	AUS	Mercedes AMG GT3 EVO	PROAM	11	56	1:43.412	4	1:44.241	18	1:43.412	1.691	0.024	161.9
25	21	AF Corse	ITA	Gino Forgione	CHE	Michele Rugolo	ITA	Ferrari 296 GT3	AM	2	55	1:43.441	7	1:43.414	7	1:43.414	1.693	0.002	161.9
26	19	Oregon Team	ITA	Robin Rogalski	POL	Filip Ugran	ROU	Lamborghini Huracán GT3 EVO2	PRO	13	45	1:43.638	3	1:45.019	8	1:43.638	1.917	0.224	161.6
27	26	Sainteloc Racing	FRA	Michael Blanchemain	FRA	Marcus Páverud	NOR	Audi R8 LMS GT3 EVO II	PROAM	12	42	1:43.769	4	1:44.522	17	1:43.769	2.048	0.131	161.4
28	188	Garage 59	GBR	Mark Sansom	GBR	Miguel Ramos	PRT	McLaren 720S GT3 EVO	AM	3	50	1:44.589	22	1:43.843	11	1:43.843	2.122	0.074	161.3
29	108	Vimana by GetSpeed	DEU	Ameerh Naran	ZWE	Tom Jackson	GBR	Mercedes AMG GT3 EVO	PROAM	13	25	1:43.925	4	1:45.053	2	1:43.925	2.204	0.082	161.1
30	86	Team Thor	ISL	Audunn Gudmundsson	ISL	Thorvaldur Gissurason	ISL	Porsche 911 GT3 R (992)	AM	4	54	1:44.906	8	1:44.500	18	1:44.500	2.779	0.575	160.2
31	77	BDR Grupo Prom Racing Team	BEL	Alfredo Hernández	MEX			Mercedes AMG GT3 EVO	AM	5	41	1:47.040	14	1:46.645	8	1:46.645	4.924	2.145	157.0

Published at:.....

Race Director:	Alessandro Ferrari	Timekeeper:	Luis García
-----------------------	--------------------	--------------------	-------------

