

Autodromo Int. do Algarve

International GT Open

Free practice - 3

Provisional Results

Autodromo do Algarve 4.653 m.



Cls	Nº	Entrant/Team	Nat	Driver 1	Nat	Driver 2	Nat	Vehicle	Cat	Cls	Laps	Best	Time	Gap	Interval	Km/h
1	6	GetSpeed	DEU	Steve Jans	LUX	Aaron Walker	GBR	Mercedes AMG GT3 EVO	PROAM	1	20	8	1:42.650			163.1
2	5	Olimp Racing	POL	Stanislaw Jedliński	POL	Krystian Korzeniowski	POL	Ferrari 296 GT3	AM	1	20	16	1:43.102	0.452	0.452	162.4
3	188	Garage 59	GBR	Mark Sansom	GBR	Miguel Ramos	PRT	McLaren 720S GT3 EVO	AM	2	22	7	1:43.357	0.707	0.255	162.0
4	20	SPS Automotive Performance	DEU	Valentin Pierburg	DEU	Dominik Baumann	AUT	Mercedes AMG GT3 EVO	PROAM	2	21	10	1:43.360	0.710	0.003	162.0
5	75	Team ISR	CZE	Filip Salaquarda	CZE	Libor Milota	CZE	Audi R8 LMS GT3 EVO II	PROAM	3	12	6	1:43.448	0.798	0.088	161.9
6	65	Team Motopark	DEU	Heiko Neumann	DEU	Lukas Dunner	AUT	Mercedes AMG GT3 EVO	PROAM	4	20	2	1:43.591	0.941	0.143	161.7
7	86	Team Thor	ISL	Audunn Gudmundsson	ISL	Thorvaldur Gissurason	ISL	Porsche 911 GT3 R (992)	AM	3	23	5	1:43.850	1.200	0.259	161.2
8	108	Vimana by GetSpeed	DEU	Ameerh Naran	ZWE	Tom Jackson	GBR	Mercedes AMG GT3 EVO	PROAM	5	7	5	1:43.928	1.278	0.078	161.1
9	26	Sainteloc Racing	FRA	Michael Blanchemain	FRA	Marcus Páverud	NOR	Audi R8 LMS GT3 EVO II	PROAM	6	14	8	1:44.220	1.570	0.292	160.7
10	54	CBRX by SPS	DEU	Dexter Müller	CHE	Yannick Mettler	CHE	Mercedes AMG GT3 EVO	PROAM	7	16	10	1:44.244	1.594	0.024	160.6
11	80	Mertel Motorsport	DEU	Luca Ludwig	ESP	Iván Velasco	ESP	Ferrari 488 GT3 Evo	PROAM	8	15	14	1:44.629	1.979	0.385	160.0
12	55	AF Corse	ITA	Laurent De Meeus	FRA	Vincent Abril	FRA	Ferrari 296 GT3	PROAM	9	13	12	1:45.018	2.368	0.389	159.5
13	777	Olimp Racing	POL	Marcin Jedliński	POL	Karol Basz	POL	Ferrari 296 GT3	PROAM	10	20	5	1:45.038	2.388	0.020	159.4
14	10	Iron Lynx	AUS	Brenton Grove	AUS	Stephen Grove	AUS	Mercedes AMG GT3 EVO	PROAM	11	24	14	1:45.075	2.425	0.037	159.4
15	21	AF Corse	ITA	Gino Forgione	CHE	Michele Rugolo	ITA	Ferrari 296 GT3	AM	4	20	19	1:45.143	2.493	0.068	159.3
16	31	Car Collection Motorsport	DEU	Hash	USA	Alex Fontana	CHE	Porsche 911 GT3 R (992)	PROAM	12	23	11	1:45.211	2.561	0.068	159.2
17	79	Tsunami RT	SMR	Johannes Zelger	ITA	Fabio Babini	ITA	Porsche 911 GT3 R (992)	PROAM	13	22	2	1:45.700	3.050	0.489	158.4
18	77	BDR Grupo Prom Racing Team	BEL	Alfredo Hernández	MEX		ITA	Mercedes AMG GT3 EVO	AM	5	15	14	1:46.025	3.375	0.325	157.9

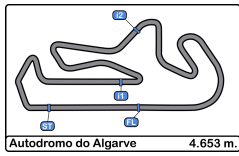
Published at:.....

Track Temp: 27.5 °C Air Temp: 18.9 °C Humidity: 69 % Track Status: DRY

Race Director: Alessandro Ferrari

Timekeeper: Luis Garcia





Autodromo Int. do Algarve
International GT Open
Free practice - 3
Track Limit



The Stewards, having received a report from Race Director, have considered the following matter and determine the following:

Session Free practice - 3

Fact The cars below did not use the track at the turns listed below

Infringement Breach of Appendix L Chapter IV Article 2 c) of the FIA International Sporting Code and Article 19.4/19.5 of the Sporting Regulations.

Decision Deletion of the lap times shown in accordance with Article 12.4.1.e of the FIA International Sporting Code.

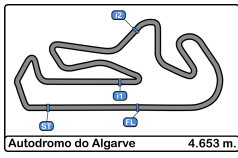
Note

- Certain decisions of the Stewards are subject to appeal (Article 15 of the FIA International Sporting Code).
- These penalties are not subject to appeal Article.12.3.4 of the FIA International Sporting Code and Article 16.5 of the Sporting Regulations.
- According to Article.12.3.3.b of the FIA International Sporting Code these decisions become immediately binding even in case of an appeal.

Ord	Turn	Nº Driver	Entrant/Team	Time of Day	Lap Time
1	1	86 Gudmundsson - Gissurarson	Team Thor	17:04:02.416	1:46.309
2	1	77 Alfredo Hernández	BDR Grupo Prom Racing Team	17:04:04.749	1:48.969
3	4	5 Jedliński - Korzeniowski	Olimp Racing	17:05:07.220	1:51.814
4	1	77 Alfredo Hernández	BDR Grupo Prom Racing Team	17:05:51.707	1:46.958
5	4	79 Zelger - Babini	Tsunami RT	17:05:59.455	1:45.585
6	4	20 Pierburg - Baumann	SPS Automotive Performance	17:07:05.388	1:45.621
7	1	86 Gudmundsson - Gissurarson	Team Thor	17:07:30.947	1:44.405
8	1	65 Neumann - Dunner	Team Motopark	17:08:53.430	1:43.679
9	1	10 Grove - Grove	Iron Lynx	17:11:33.200	1:46.819
10	1	80 Ludwig - Velasco	Mertel Motorsport	17:11:38.552	1:54.837
11	1	20 Pierburg - Baumann	SPS Automotive Performance	17:14:36.183	2:11.131
12	1	79 Zelger - Babini	Tsunami RT	17:14:59.481	1:54.088
13	4	777 Jedliński - Basz	Olimp Racing	17:15:16.612	1:47.129
14	4	20 Pierburg - Baumann	SPS Automotive Performance	17:16:21.209	1:45.026
15	4	777 Jedliński - Basz	Olimp Racing	17:17:01.883	1:45.271
16	4	86 Gudmundsson - Gissurarson	Team Thor	17:18:10.436	1:44.176
17	1	55 De Meeus - Abril	AF Corse	17:18:55.875	1:44.828
18	1	777 Jedliński - Basz	Olimp Racing	17:20:34.432	1:46.622
19	1	188 Sansom - Ramos	Garage 59	17:21:25.316	1:46.623
20	4	55 De Meeus - Abril	AF Corse	17:22:31.890	1:50.442
21	1	21 Forgione - Rugolo	AF Corse	17:22:56.104	1:46.852
22	4	20 Pierburg - Baumann	SPS Automotive Performance	17:23:23.323	1:50.882
23	1	65 Neumann - Dunner	Team Motopark	17:25:42.247	1:44.944
24	1	26 Blanchemain - Páverud	Sainteloc Racing	17:27:14.154	1:46.222
25	1	20 Pierburg - Baumann	SPS Automotive Performance	17:27:24.037	4:00.714
26	4	10 Grove - Grove	Iron Lynx	17:27:25.335	1:45.492
27	4	31 Hash - Fontana	Car Collection Motorsport	17:28:23.373	1:51.873
28	4	188 Sansom - Ramos	Garage 59	17:28:27.625	1:44.916
29	4	5 Jedliński - Korzeniowski	Olimp Racing	17:28:50.302	3:04.900
30	1	86 Gudmundsson - Gissurarson	Team Thor	17:29:03.785	1:47.821
31	1	20 Pierburg - Baumann	SPS Automotive Performance	17:29:09.668	1:45.631
32	1	80 Ludwig - Velasco	Mertel Motorsport	17:29:15.716	1:58.770
33	4	79 Zelger - Babini	Tsunami RT	17:29:42.650	1:46.787
34	1	21 Forgione - Rugolo	AF Corse	17:30:17.807	1:46.483
35	1	26 Blanchemain - Páverud	Sainteloc Racing	17:30:43.081	1:44.707
36	1	20 Pierburg - Baumann	SPS Automotive Performance	17:30:53.535	1:43.867
37	1	21 Forgione - Rugolo	AF Corse	17:32:04.352	1:46.545
38	1	10 Grove - Grove	Iron Lynx	17:32:41.385	1:45.245
39	4	777 Jedliński - Basz	Olimp Racing	17:32:44.995	1:52.805

The Stewards:





Autodromo Int. do Algarve
International GT Open
Free practice - 3
Track Limit



The Stewards, having received a report from Race Director, have considered the following matter and determine the following:

Session Free practice - 3
Fact The cars below did not use the track at the turns listed below

Infringement Breach of Appendix L Chapter IV Article 2 c) of the FIA International Sporting Code and Article 19.4/19.5 of the Sporting Regulations.

Decision Deletion of the lap times shown in accordance with Article 12.4.1.e of the FIA International Sporting Code.

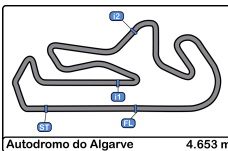
Note

- Certain decisions of the Stewards are subject to appeal (Article 15 of the FIA International Sporting Code).
- These penalties are not subject to appeal Article.12.3.4 of the FIA International Sporting Code and Article 16.5 of the Sporting Regulations.
- According to Article.12.3.3.b of the FIA International Sporting Code these decisions become immediately binding even in case of an appeal.

Ord	Turn	Nº Driver	Entrant/Team	Time of Day	Lap Time
40	1	80 Ludwig - Velasco	Mertel Motorsport	17:32:45.034	1:44.329
41	4	10 Grove - Grove	Iron Lynx	17:34:28.771	1:47.386
42	1	80 Ludwig - Velasco	Mertel Motorsport	17:34:43.271	1:58.237
43	4	777 Jedliński - Basz	Olimp Racing	17:35:55.078	3:10.083
44	1	86 Gudmundsson - Gissurarson	Team Thor	17:36:15.161	1:47.572
45	1	188 Sansom - Ramos	Garage 59	17:36:20.924	1:45.695
46	4	26 Blanchemain - Páverud	Sainteloc Racing	17:36:56.623	4:21.029
47	4	10 Grove - Grove	Iron Lynx	17:38:01.079	1:45.789
48	1	188 Sansom - Ramos	Garage 59	17:38:06.758	1:45.834
49	4	777 Jedliński - Basz	Olimp Racing	17:38:56.958	3:01.880
50	1	5 Jedliński - Korzeniowski	Olimp Racing	17:39:11.300	1:44.122
51	1	21 Forgiione - Rugolo	AF Corse	17:39:13.673	1:50.788
52	1	188 Sansom - Ramos	Garage 59	17:39:52.106	1:45.348
53	4	6 Jans - Walker	GetSpeed	17:40:03.389	1:43.553
54	4	26 Blanchemain - Páverud	Sainteloc Racing	17:40:25.600	1:44.249
55	1	777 Jedliński - Basz	Olimp Racing	17:40:42.935	1:45.977
56	1	5 Jedliński - Korzeniowski	Olimp Racing	17:40:59.773	1:48.473
57	4	86 Gudmundsson - Gissurarson	Team Thor	17:41:37.508	1:46.388
58	4	188 Sansom - Ramos	Garage 59	17:41:38.060	1:45.954

The Stewards:





Autodromo Int. do Algarve
International GT Open
Free practice - 3
Provisional Results by Category



PROAM																
Cls	N°	Entrant/Team	Nat	Driver 1	Nat	Driver 2	Nat	Vehicle	Cat	Cls	Laps	Best	Time	Gap	Interval	Km/h
1	6	GetSpeed	DEU	Steve Jans	LUX	Aaron Walker	GBR	Mercedes AMG GT3 EVO	PROAM	1	20	8	1:42.650			163.1
2	20	SPS Automotive Performance	DEU	Valentin Pierburg	DEU	Dominik Baumann	AUT	Mercedes AMG GT3 EVO	PROAM	2	21	10	1:43.360	0.710	0.710	162.0
3	75	Team ISR	CZE	Filip Salaquarda	CZE	Libor Milota	CZE	Audi R8 LMS GT3 EVO II	PROAM	3	12	6	1:43.448	0.798	0.088	161.9
4	65	Team Motopark	DEU	Heiko Neumann	DEU	Lukas Dunner	AUT	Mercedes AMG GT3 EVO	PROAM	4	20	2	1:43.591	0.941	0.143	161.7
5	108	Vimana by GetSpeed	DEU	Ameerh Naran	ZWE	Tom Jackson	GBR	Mercedes AMG GT3 EVO	PROAM	5	7	5	1:43.928	1.278	0.337	161.1
6	26	Sainteloc Racing	FRA	Michael Blanchemain	FRA	Marcus Páverud	NOR	Audi R8 LMS GT3 EVO II	PROAM	6	14	8	1:44.220	1.570	0.292	160.7
7	54	CBRX by SPS	DEU	Dexter Müller	CHE	Yannick Mettler	CHE	Mercedes AMG GT3 EVO	PROAM	7	16	10	1:44.244	1.594	0.024	160.6
8	80	Mertel Motorsport	DEU	Luca Ludwig	DEU	Iván Velasco	ESP	Ferrari 488 GT3 Evo	PROAM	8	15	14	1:44.629	1.979	0.385	160.0
9	55	AF Corse	ITA	Laurent De Meeus	BEL	Vincent Abril	FRA	Ferrari 296 GT3	PROAM	9	13	12	1:45.018	2.368	0.389	159.5
10	777	Olimp Racing	POL	Marcin Jedliński	POL	Karol Basz	POL	Ferrari 296 GT3	PROAM	10	20	5	1:45.038	2.388	0.020	159.4
11	10	Iron Lynx	ITA	Brenton Grove	AUS	Stephen Grove	AUS	Mercedes AMG GT3 EVO	PROAM	11	24	14	1:45.075	2.425	0.037	159.4
12	31	Car Collection Motorsport	DEU	Hash	USA	Alex Fontana	CHE	Porsche 911 GT3 R (992)	PROAM	12	23	11	1:45.211	2.561	0.136	159.2
13	79	Tsunami RT	SMR	Johannes Zelger	ITA	Fabio Babini	ITA	Porsche 911 GT3 R (992)	PROAM	13	22	2	1:45.700	3.050	0.489	158.4

AM																
Cls	N°	Entrant/Team	Nat	Driver 1	Nat	Driver 2	Nat	Vehicle	Cat	Cls	Laps	Best	Time	Gap	Interval	Km/h
1	5	Olimp Racing	POL	Stanislaw Jedliński	POL	Krystian Korzeniowski	POL	Ferrari 296 GT3	AM	1	20	16	1:43.102			162.4
2	188	Garage 59	GBR	Mark Sansom	GBR	Miguel Ramos	PRY	McLaren 720S GT3 EVO	AM	2	22	7	1:43.357	0.255	0.255	162.0
3	86	Team Thor	ISL	Audunn Gudmundsson	ISL	Thorvaldur Gissurarson	ISL	Porsche 911 GT3 R (992)	AM	3	23	5	1:43.850	0.748	0.493	161.2
4	21	AF Corse	ITA	Gino Forgiione	CHE	Michele Rugolo	ITA	Ferrari 296 GT3	AM	4	20	19	1:45.143	2.041	1.293	159.3
5	77	BDR Grupo Prom Racing Team	BEL	Alfredo Hernández	MEX			Mercedes AMG GT3 EVO	AM	5	15	14	1:46.025	2.923	0.882	157.9

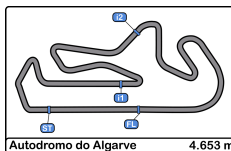
Published at:.....

Track Temp: 27.5 °C Air Temp: 18.9 °C Humidity: 69 % Track Status: DRY

Race Director: Alessandro Ferrari

Timekeeper: Luis Garcia





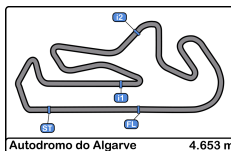
Autodromo Int. do Algarve
International GT Open
Free practice - 3
Lap Analysis



5						10									
Stanislaw Jedliński			Ferrari 296 GT3			Brenton Grove			Mercedes AMG GT3 EVO						
AM			Olimp Racing			PROAM			Iron Lynx						
Lap	D	Time	Sector 1	Sector 2	Sector 3	T. Spd	Elapsed	Lap	D	Time	Sector 1	Sector 2	Sector 3	T. Spd	Elapsed
1		17:03:15.406	17:01:58.099	35.596	41.711		17:03:15.406	1		17:02:39.723	17:01:23.907	35.596	40.220		17:02:39.723
2		1:51.844	34.799	35.204	41.811	249.4	17:05:07.220	2		1:47.263	33.671	33.879	39.713	247.1	17:04:26.986
3		2:01.316 P	36.193	35.499	49.624	243.7	17:07:08.536	3		1:46.937	33.449	33.741	39.747	245.4	17:06:13.923
4		3:23.780	2:06.550	35.705	41.525		17:10:32.316	4		1:46.343	33.153	33.622	39.568	249.4	17:08:00.266
5		1:53.408	34.830	35.617	42.961	248.2	17:12:25.724	5		1:46.115	33.194	33.348	39.573	251.1	17:09:46.381
6		1:51.830	35.054	35.172	41.604	246.5	17:14:17.554	6		1:46.849	33.381	33.757	39.681	250.0	17:11:33.200
7		1:51.055	34.495	35.195	41.365	248.8	17:16:08.609	7		1:46.331	33.157	33.464	39.710	247.7	17:13:19.531
8		1:51.897	34.596	35.555	41.746	245.4	17:18:00.506	8		1:46.538	33.036	33.427	40.075	247.7	17:15:06.069
9		1:52.339	34.859	36.146	41.334	247.1	17:19:52.845	9		1:46.382	33.275	33.564	39.543	247.1	17:16:52.451
10		1:52.761	34.553	35.516	42.692	246.0	17:21:45.606	10		1:45.749	32.908	33.352	39.489	250.0	17:18:38.200
11		1:51.224	35.004	34.790	41.430	244.3	17:23:36.830	11		1:45.524	32.831	33.438	39.255	247.7	17:20:23.724
12		2:08.572 P	38.722	39.180	50.670	249.4	17:25:45.402	12		1:45.697	32.847	33.324	39.526	249.4	17:22:09.421
13		3:04.900	1:53.138	33.091	38.671		17:28:50.302	13		1:45.347	32.854	33.367	39.126	251.1	17:23:54.768
14		1:43.291	32.559	32.622	38.110	254.1	17:30:33.593	14		1:45.075	32.688	33.254	39.133	250.5	17:25:39.843
15		1:43.827	32.728	32.759	38.340	255.3	17:32:17.420	15		1:45.492	32.911	33.191	39.390	251.1	17:27:25.335
16		1:43.102	32.418	32.490	38.194	254.1	17:34:00.522	16		1:45.616	32.997	33.277	39.342	251.7	17:29:10.951
17		1:43.313	32.363	32.684	38.266	256.5	17:35:43.835	17		1:45.189	32.771	33.137	39.281	251.1	17:30:56.140
18		1:43.343	32.533	32.722	38.088	254.1	17:37:27.178	18		1:45.245	32.766	33.213	39.266	251.1	17:32:41.385
19		1:44.122	32.531	33.278	38.313	255.3	17:39:11.300	19		1:47.386	34.073	33.601	39.712	251.7	17:34:28.771
20		1:48.473 P	32.527	32.754	43.192	256.5	17:40:59.773	20		1:46.519	33.138	33.859	39.522	250.5	17:36:15.290

6						20									
Steve Jans			Mercedes AMG GT3 EVO			Valentin Pierburg			Mercedes AMG GT3 EVO						
PROAM			GetSpeed			PROAM			SPS Automotive Performance						
Lap	D	Time	Sector 1	Sector 2	Sector 3	T. Spd	Elapsed	Lap	D	Time	Sector 1	Sector 2	Sector 3	T. Spd	Elapsed
1		17:04:25.245	17:03:04.981	39.803	40.461		17:04:25.245	1		17:05:19.767	17:04:07.147	33.747	38.873		17:05:19.767
2		1:43.512	32.720	32.468	38.324	251.7	17:06:08.757	2		1:45.624	32.927	33.670	39.024	252.3	17:07:05.388
3		1:42.916	32.407	32.354	38.155	252.3	17:07:51.673	3		1:43.639	32.670	32.820	38.149	255.9	17:08:49.027
4		1:48.722	33.623	33.494	41.605	255.3	17:09:40.395	4		1:43.810	32.519	32.866	38.425	255.3	17:10:32.837
5		1:42.723	32.421	32.387	37.915	253.5	17:11:23.118	5		1:52.215 P	34.316	33.559	44.340	255.9	17:12:25.052
6		1:58.609 P	34.914	35.532	48.163	254.1	17:13:21.727	6		2:11.134	55.935	34.175	41.021		17:14:36.183
7		4:03.086	2:49.578	33.155	40.353		17:17:24.813	7		1:45.026	32.782	33.675	38.569	253.5	17:16:21.209
8		1:42.650	32.231	32.437	37.982	253.5	17:19:07.463	8		1:43.588	32.714	32.522	38.352	252.9	17:18:04.797
9		1:42.740	32.227	32.386	38.127	254.1	17:20:50.203	9		1:44.284	32.458	33.413	38.413	253.5	17:19:49.081
10		1:56.240 P	34.637	35.048	46.555	255.3	17:22:46.443	10		1:43.360	32.381	32.482	38.497	252.9	17:21:32.441
11		3:28.414	2:17.116	32.709	38.589		17:26:14.857	11		1:50.882 P	32.508	33.868	44.506	254.1	17:23:23.323
12		1:43.736	32.797	32.539	38.400	254.1	17:27:58.593	12		1:00.714	2:48.825	33.034	38.855		17:27:24.037
13		1:43.871	32.457	32.398	39.016	252.9	17:29:42.464	13		1:45.634	33.403	33.350	38.878	254.1	17:29:09.668
14		1:43.528	32.432	32.432	38.664	252.9	17:31:25.992	14		1:43.867	32.530	32.717	38.620	252.3	17:30:53.535
15		1:43.410	32.459	32.594	38.357	252.3	17:33:09.402	15		1:46.985	33.415	34.066	39.504	254.1	17:32:40.520
16		1:43.271	32.366	32.448	38.457	252.9	17:34:52.673	16		1:49.860	34.486	33.710	41.664	251.1	17:34:30.380
17		1:43.673	32.582	32.562	38.529	252.9	17:36:36.346	17		1:48.999	33.591	35.708	39.700	252.9	17:36:19.379
18		1:43.490	32.415	32.606	38.469	253.5	17:38:19.836	18		1:44.281	32.665	32.676	38.940	252.9	17:38:03.660
19		1:43.553	32.508	32.617	38.428	255.3	17:40:03.389	19		1:43.528	32.497	32.716	38.315	254.7	17:39:47.188
20		2:05.764 P	37.777	38.642	49.345	251.1	17:42:09.153	20		1:47.655	32.865	33.984	40.806	257.1	17:41:34.843
								21		1:56.614 P	34.369	34.226	48.019	252.9	17:43:31.457





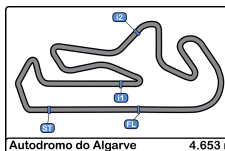
Autodromo Int. do Algarve
International GT Open
Free practice - 3
Lap Analysis



21						31											
AM			AF Corse			PROAM			Car Collection Motorsport								
Lap	D	Time	Sector 1	Sector 2	Sector 3	T. Spd	Elapsed	Lap	D	Time	Sector 1	Sector 2	Sector 3	T. Spd	Elapsed		
Gino Forgione						Ferrari 296 GT3						Hash			Porsche 911 GT3 R (992)		
Michele Rugolo												Alex Fontana					
1		17:04:58.459	17:03:41.727	35.822	40.910		17:04:58.459	1		17:02:18.403	17:00:59.836	36.838	41.729		17:02:18.403		
2		1:50.879	34.600	34.896	41.383	249.4	17:06:49.338	2		1:53.796	37.156	35.319	41.321	196.3	17:04:12.199		
3		1:49.448	33.961	34.391	41.096	251.1	17:08:38.786	3		1:49.301	34.523	34.910	39.868	250.0	17:06:01.500		
4		1:50.348	35.336	34.641	40.371	250.5	17:10:29.134	4		1:48.023	33.816	34.251	39.956	251.1	17:07:49.523		
5		1:49.561	33.768	34.439	41.354	250.5	17:12:18.695	5		1:59.790 P	37.549	35.453	46.788	204.1	17:09:49.313		
6		1:55.519 P	33.949	34.626	46.944	249.4	17:14:14.214	6		2:35.098	1:20.489	33.820	40.789		17:12:24.411		
7		3:21.993	2:07.622	34.525	39.846		17:17:36.207	7		1:46.638	33.333	33.806	39.499	250.0	17:14:11.049		
8		1:45.890	33.265	33.491	39.134	251.7	17:19:22.097	8		1:46.573	33.427	33.974	39.172	249.4	17:15:57.622		
9		1:47.155	33.071	33.698	40.386	250.0	17:21:09.252	9		1:46.122	33.183	33.913	39.026	252.3	17:17:43.744		
10		1:46.852	33.166	33.997	39.689	250.5	17:22:56.104	10		1:45.486	33.106	33.386	38.994	254.1	17:19:29.230		
11		1:53.578 P	33.308	33.759	46.511	251.1	17:24:49.682	11		1:45.211	32.902	33.572	38.737	252.9	17:21:14.441		
12		3:41.642	2:28.936	33.482	39.224		17:28:31.324	12		1:45.851	33.156	33.621	39.074	252.9	17:23:00.292		
13		1:46.483	33.470	33.740	39.273	252.3	17:30:17.807	13		1:45.371	33.026	33.227	39.118	253.5	17:24:45.663		
14		1:46.545	33.468	33.456	39.621	251.7	17:32:04.352	14		1:45.837	33.165	33.630	39.042	254.1	17:26:31.500		
15		1:45.806	33.138	33.326	39.342	250.5	17:33:50.158	15		1:51.873 P	33.085	33.715	45.073	254.1	17:28:23.373		
16		1:46.234	32.939	33.679	39.616	251.7	17:35:36.392	16		2:26.438	1:13.591	33.835	39.012		17:30:49.811		
17		1:46.493	32.926	34.073	39.494	250.5	17:37:22.885	17		1:46.579	33.276	34.027	39.276	252.9	17:32:36.390		
18		1:50.788	33.411	37.789	39.588	252.3	17:39:13.673	18		1:47.646	34.176	34.131	39.339	251.7	17:34:24.036		
19		1:45.143	32.925	33.109	39.109	254.7	17:40:58.816	19		1:46.448	33.304	33.950	39.194	252.9	17:36:10.484		
20		2:01.432 P	33.797	37.005	50.630	251.7	17:43:00.248	20		1:46.650	33.534	33.944	39.172	252.3	17:37:57.134		

26						54											
PROAM			Sainteloc Racing			PROAM			SPS Automotive Performance								
Lap	D	Time	Sector 1	Sector 2	Sector 3	T. Spd	Elapsed	Lap	D	Time	Sector 1	Sector 2	Sector 3	T. Spd	Elapsed		
Michael Blanchemain						Audi R8 LMS GT3 EVO II						Dexter Müller			Mercedes AMG GT3 EVO		
Marcus Pæverud												Yannick Mettler					
1		17:08:27.834	17:06:58.089	42.167	47.578		17:08:27.834	1		17:05:36.732	17:04:22.366	34.483	39.883		17:05:36.732		
2		2:08.832	41.930	40.959	45.943	175.8	17:10:36.666	2		1:46.597	33.585	33.696	39.316	250.5	17:07:23.329		
3		1:52.052	36.115	34.413	41.524	243.7	17:12:28.718	3		1:47.127	33.554	34.093	39.480	254.1	17:09:10.456		
4		1:49.575	34.571	34.684	40.320	246.0	17:14:18.293	4		1:46.676	33.548	33.906	39.222	251.7	17:10:57.132		
5		2:05.938 P	37.775	36.823	51.340	203.0	17:16:24.231	5		1:55.908 P	34.024	35.877	46.007	250.5	17:12:53.040		
6		9:03.701	7:50.046	33.763	39.892		17:25:27.932	6		3:50.684	2:38.956	33.353	38.375		17:16:43.724		
7		1:46.222	33.724	32.886	39.612	251.7	17:27:14.154	7		1:44.564	32.985	33.039	38.540	254.1	17:18:28.288		
8		1:44.220	32.654	32.828	38.738	252.3	17:28:58.374	8		1:44.444	32.994	32.876	38.574	252.3	17:20:12.732		
9		1:44.707	33.032	32.868	38.807	252.9	17:30:43.081	9		1:45.802	34.051	33.147	38.604	252.9	17:21:58.534		
10		1:52.513 P	32.897	32.862	46.754	252.3	17:32:35.594	10		1:44.244	32.957	33.049	38.238	252.3	17:23:42.778		
11		1:44.020	3:07.839	33.631	39.559		17:36:56.623	11		1:47.985	32.889	33.234	41.862	254.1	17:25:30.763		
12		1:44.728	32.775	32.858	39.095	251.7	17:38:41.351	12		1:51.696	33.036	33.148	45.512	254.7	17:27:22.459		
13		1:44.240	32.867	32.670	38.712	255.3	17:40:25.600	13		1:53.328 P	32.898	33.742	46.688	253.5	17:29:15.787		
14		2:02.505 P	38.193	36.232	48.080	199.2	17:42:28.105	14		2:58.182	1:46.772	32.945	38.465		17:32:13.969		
								15		1:44.278	32.674	32.908	38.696	251.1	17:33:58.247		
								16		1:53.071 P	32.992	32.994	47.085	253.5	17:35:51.318		





Autodromo Int. do Algarve
International GT Open
Free practice - 3
Lap Analysis



55

Laurent De Meeus

Ferrari 296 GT3 **77**

Alfredo Hernández

Mercedes AMG GT3 EVO

PROAM

Vincent Abril

AF Corse

AM

BDR Grupo Prom Racing Team

Lap	D	Time	Sector 1	Sector 2	Sector 3	T. Spd	Elapsed	Lap	D	Time	Sector 1	Sector 2	Sector 3	T. Spd	Elapsed
1		17:05:32.378	17:04:17.891	34.261	40.226		17:05:32.378	1		17:02:15.780	17:00:50.694	41.733	43.353		17:02:15.780
2		1:47.451	33.503	33.995	39.953	249.4	17:07:19.829	2		1:48.069	35.504	33.860	39.605	247.1	17:04:04.749
3		1:46.723	33.444	33.799	39.480	251.7	17:09:06.552	3		1:46.958	33.536	33.649	39.773	250.0	17:05:51.707
4		1:53.576 P	33.821	34.268	45.487	251.1	17:11:00.128	4		1:51.126	34.386	33.744	42.996	250.0	17:07:42.833
5		4:25.654	3:09.941	36.014	39.699		17:15:25.782	5		1:46.683	33.778	33.562	39.343	251.1	17:09:29.516
6		1:45.265	33.155	33.282	38.828	250.0	17:17:11.047	6		1:46.349	33.504	33.602	39.243	252.3	17:11:15.865
7		1:44.828	32.669	33.437	38.722	250.5	17:18:55.875	7		1:46.129	33.425	33.347	39.357	250.5	17:13:01.994
8		1:45.573	32.874	34.010	38.689	252.3	17:20:41.448	8		1:53.487 P	33.807	33.344	46.336	250.0	17:14:55.481
9		1:50.442	33.073	36.141	41.228	253.5	17:22:31.890	9		3:58.501	2:45.197	33.577	39.727		17:18:53.982
10		1:45.050	32.783	33.294	38.973	251.1	17:24:16.940	10		1:46.611	33.560	33.767	39.284	250.0	17:20:40.593
11		1:45.189	32.861	33.264	39.064	251.7	17:26:02.129	11		1:46.425	33.390	33.627	39.408	251.1	17:22:27.018
12		1:45.018	32.795	33.237	38.986	252.9	17:27:47.147	12		1:46.560	33.745	33.394	39.421	251.1	17:24:13.578
13		2:00.538 P	36.459	37.541	46.538	240.0	17:29:47.685	13		1:46.287	33.569	33.363	39.355	250.5	17:25:59.865

65

Heiko Neumann

Mercedes AMG GT3 EVO

79

Johannes Zelger

Porsche 911 GT3 R (992)

PROAM

Lukas Dunner

Team Motopark

PROAM

Fabio Babini

Tsunami RT

Lap	D	Time	Sector 1	Sector 2	Sector 3	T. Spd	Elapsed	Lap	D	Time	Sector 1	Sector 2	Sector 3	T. Spd	Elapsed
1		17:01:57.925	17:00:43.111	35.128	39.686		17:01:57.925	1		17:02:28.170	17:01:12.798	34.811	40.561		17:02:28.170
2		1:43.591	32.734	32.633	38.224	252.3	17:03:41.516	2		1:45.700	33.303	33.043	39.354	252.3	17:04:13.870
3		1:43.956	32.590	32.841	38.525	253.5	17:05:25.472	3		1:45.585	32.917	33.153	39.515	254.1	17:05:59.455
4		1:44.279	32.616	32.528	39.135	252.9	17:07:09.751	4		1:47.326	34.260	33.277	39.789	252.3	17:07:46.781
5		1:43.679	32.497	32.557	38.625	253.5	17:08:53.430	5		1:46.298	33.449	33.084	39.765	253.5	17:09:33.079
6		1:49.792 P	32.820	32.738	44.234	253.5	17:10:43.222	6		1:46.118	33.320	33.334	39.464	252.9	17:11:19.197
7		4:30.138	3:18.103	33.198	38.837		17:15:13.360	7		1:46.196	33.220	33.210	39.766	252.3	17:13:05.393
8		1:44.961	33.151	32.905	38.905	250.5	17:16:58.321	8		1:54.088 P	33.250	33.374	47.464	251.7	17:14:59.481
9		1:44.433	32.851	32.938	38.644	253.5	17:18:42.754	9		4:02.182	2:47.509	34.303	40.370		17:19:01.663
10		1:44.388	32.715	32.986	38.687	252.3	17:20:27.142	10		1:47.297	33.568	33.743	39.986	250.5	17:20:48.960
11		1:44.670	32.983	32.755	38.932	252.9	17:22:11.812	11		1:47.002	33.525	33.545	39.932	251.1	17:22:35.962
12		1:45.491	33.410	33.000	39.081	252.3	17:23:57.303	12		1:46.664	33.473	33.395	39.796	252.3	17:24:22.626
13		1:44.944	32.761	32.956	39.227	254.1	17:25:42.247	13		1:46.535	33.355	33.574	39.606	251.7	17:26:09.161
14		1:44.360	32.907	32.883	38.570	255.3	17:27:26.607	14		1:46.702	33.403	33.477	39.822	252.3	17:27:55.863
15		1:45.982	33.160	32.994	39.828	254.7	17:29:12.589	15		1:46.787	33.278	33.530	39.979	251.7	17:29:42.650
16		1:44.706	32.941	33.035	38.730	252.3	17:30:57.295	16		1:46.817	33.579	33.450	39.788	251.1	17:31:29.467
17		1:45.147	32.936	33.258	38.953	255.9	17:32:42.442	17		1:46.815	33.557	33.533	39.725	252.3	17:33:16.282
18		1:53.141 P	33.600	33.520	46.021	254.7	17:34:35.583	18		1:46.476	33.403	33.231	39.842	251.1	17:35:02.758
19		3:01.350	1:48.845	33.586	38.919		17:37:36.933	19		1:46.502	33.306	33.466	39.730	251.1	17:36:49.260
20		1:51.386 P	33.486	33.243	44.657	252.3	17:39:28.319	20		1:46.536	33.314	33.557	39.665	251.7	17:38:35.796
21								21		1:46.158	33.112	33.251	39.795	252.9	17:40:21.954
22								22		1:55.073 P	33.059	33.198	48.816	253.5	17:42:17.027

75

Filip Salaquarda

Audi R8 LMS GT3 EVO II

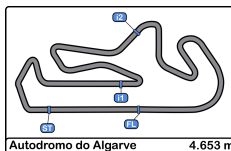
PROAM

Libor Milota

Team ISR

Lap	D	Time	Sector 1	Sector 2	Sector 3	T. Spd	Elapsed
1		17:12:40.747	17:11:24.292	34.085	42.370		17:12:40.747
2		1:44.021	32.688	32.584	38.749	250.5	17:14:24.768
3		1:43.767	32.563	32.522	38.682	252.9	17:16:08.535
4		1:43.787	32.612	32.505	38.670	254.1	17:17:52.322
5		1:43.833	32.371	32.641	38.821	252.9	17:19:36.155
6		1:43.448	32.454	32.495	38.499	252.3	17:21:19.603
7		1:43.611	32.360	32.673	38.578	254.1	17:23:03.214
8		1:54.637 P	32.648	34.511	47.478	255.3	17:24:57.851
9		3:12.357 P	1:52.085	34.343	45.929		17:28:10.208
10		3:11.233 P	1:50.482	35.018	45.733		17:31:21.441
11		3:10.277 P	1:51.866	33.350	45.061		17:34:31.718
12		3:10.438 P	1:49.488	34.984	45.966		17:37:42.156





Autodromo Int. do Algarve
International GT Open
Free practice - 3
Lap Analysis



80 Luca Ludwig Ferrari 488 GT3 Evo **188** Mark Sansom McLaren 720S GT3 EVO
 PROAM Iván Velasco Mertel Motorsport AM Miguel Ramos Garage 59

Lap	D	Time	Sector 1	Sector 2	Sector 3	T. Spd	Elapsed	Lap	D	Time	Sector 1	Sector 2	Sector 3	T. Spd	Elapsed
1		17:07:59.014	17:06:42.231	36.673	40.110		17:07:59.014	1		17:03:02.720	17:01:46.920	35.644	40.156		17:03:02.720
2		1:44.701	32.837	32.666	39.198	251.7	17:09:43.715	2		1:57.051 P	34.000	34.552	48.499	247.1	17:04:59.771
3		1:54.837	35.758	39.054	40.025	252.9	17:11:38.552	3		2:39.694	1:26.939	33.577	39.178		17:07:39.465
4		2:22.073 P	32.903	57.948	51.222	251.1	17:14:00.625	4		1:43.848	32.758	32.804	38.286	250.5	17:09:23.313
5		8:01.029	6:47.117	34.332	39.580		17:22:01.654	5		1:43.414	32.394	32.830	38.190	251.1	17:11:06.727
6		1:45.023	32.911	33.112	39.000	249.4	17:23:46.677	6		1:43.525	32.593	32.529	38.403	250.5	17:12:50.252
7		1:45.268	32.687	33.638	38.943	252.9	17:25:31.945	7		1:43.357	32.379	32.858	38.120	250.0	17:14:33.609
8		1:45.001	33.027	33.110	38.864	254.7	17:27:16.946	8		1:54.577 P	32.550	33.391	48.636	250.0	17:16:28.186
9		1:58.770	34.972	37.941	45.857	253.5	17:29:15.716	9		3:10.507	1:54.567	34.112	41.828		17:19:38.693
10		1:44.989	32.792	33.028	39.169	251.7	17:31:00.705	10		1:46.623	33.807	33.976	38.840	249.4	17:21:25.316
11		1:44.329	32.517	32.804	39.008	252.9	17:32:45.034	11		1:46.148	33.444	33.803	38.901	248.8	17:23:11.464
12		1:58.237 P	35.012	34.834	48.391	254.1	17:34:43.271	12		1:45.791	33.122	33.523	39.146	250.5	17:24:57.255
13		3:55.688	2:42.178	34.025	39.485		17:38:38.959	13		1:45.454	33.272	33.628	38.554	250.5	17:26:42.709
14		1:44.629	32.865	33.184	38.580	251.1	17:40:23.588	14		1:44.916	32.928	33.472	38.516	251.1	17:28:27.625
15		1:56.200 P	32.751	32.909	50.540	254.1	17:42:19.788	15		1:51.656 P	33.344	33.591	44.721	250.0	17:30:19.281

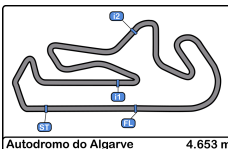
86 Audunn Gudmundsson Porsche 911 GT3 R (992)
 AM Thorvaldur Gissurarson Team Thor

Lap	D	Time	Sector 1	Sector 2	Sector 3	T. Spd	Elapsed	Lap	D	Time	Sector 1	Sector 2	Sector 3	T. Spd	Elapsed
1		17:02:16.107	17:00:56.656	37.174	42.277		17:02:16.107	16		2:29.426	1:16.844	33.477	39.105		17:32:48.707
2		1:46.309	34.046	33.362	38.901	253.5	17:04:02.416	17		1:46.522	33.390	33.690	39.442	250.5	17:34:35.229
3		1:44.126	32.553	32.809	38.764	252.9	17:05:46.542	18		1:45.695	33.253	33.403	39.039	249.4	17:36:20.924
4		1:44.405	32.742	32.928	38.735	252.9	17:07:30.947	19		1:45.834	33.266	33.571	38.997	250.0	17:38:06.758
5		1:43.850	32.627	32.696	38.527	254.7	17:09:14.797	20		1:45.348	33.223	33.282	38.843	252.9	17:39:52.106
6		1:44.571	32.517	33.173	38.881	255.3	17:10:59.368	21		1:45.954	33.046	33.727	39.181	253.5	17:41:38.060
7		1:44.560	32.762	32.894	38.904	254.7	17:12:43.928	22		1:56.493 P	33.307	33.720	49.466	252.9	17:43:34.553
8		1:44.614	32.825	32.866	38.923	252.3	17:14:28.542	777 Marcin Jedliński Ferrari 296 GT3							
9		1:57.718	38.995	38.763	39.960	253.5	17:16:26.260	PROAM Karol Basz Olimp Racing							
10		1:44.176	32.598	32.871	38.707	255.3	17:18:10.436	Lap	D	Time	Sector 1	Sector 2	Sector 3	T. Spd	Elapsed
11		1:43.860	32.400	32.735	38.725	254.1	17:19:54.296	1		17:06:24.586	17:05:11.411	33.707	39.468		17:06:24.586
12		1:58.487 P	34.484	34.991	49.012	238.9	17:21:52.783	2		1:47.799	34.013	34.336	39.450	252.3	17:08:12.385
13		3:34.253	2:19.929	34.722	39.602		17:25:27.036	3		1:46.613	33.439	33.672	39.502	255.9	17:09:58.998
14		1:48.928	33.670	35.768	39.490	251.7	17:27:15.964	4		1:45.447	32.910	33.618	38.919	254.7	17:11:44.445
15		1:47.824	33.525	34.108	40.188	253.5	17:29:03.785	5		1:45.038	32.982	33.256	38.800	255.3	17:13:29.483
16		1:48.309	34.089	34.511	39.709	246.0	17:30:52.094	6		1:47.129	33.253	34.161	39.715	255.3	17:15:16.612
17		1:48.326	34.260	33.957	40.109	250.5	17:32:40.420	7		1:45.274	33.277	33.277	38.717	254.7	17:17:01.883
18		1:47.169	33.985	33.761	39.423	252.9	17:34:27.589	8		1:45.927	32.947	33.504	39.476	256.5	17:18:47.810
19		1:47.572	33.754	34.169	39.649	252.3	17:36:15.161	9		1:46.622	33.770	33.773	39.079	251.1	17:20:34.432
20		1:48.396	35.003	33.890	39.503	215.1	17:38:03.557	10		1:45.815	32.961	33.537	39.317	254.1	17:22:20.247
21		1:47.563	34.612	33.541	39.410	217.3	17:39:51.120	11		1:51.754 P	32.770	33.624	45.360	254.1	17:24:12.001
22		1:46.388	33.185	33.963	39.240	254.1	17:41:37.508	12		3:08.297	1:54.761	33.575	39.961		17:27:20.298
23		1:55.782 P	33.219	33.906	48.657	254.7	17:43:33.290	13		1:45.637	33.199	33.427	39.011	255.3	17:29:05.935

108 Ameerh Naran Mercedes AMG GT3 EVO
 PROAM Tom Jackson Vimana by GetSpeed

Lap	D	Time	Sector 1	Sector 2	Sector 3	T. Spd	Elapsed	Lap	D	Time	Sector 1	Sector 2	Sector 3	T. Spd	Elapsed
1		17:07:03.138	17:05:51.022	33.325	38.791		17:07:03.138	17		3:01.880	1:49.510	33.442	38.928		17:38:56.958
2		1:44.839	33.262	33.088	38.489	252.3	17:08:47.977	18		1:45.977	33.174	33.642	39.161	255.9	17:40:42.935
3		1:44.300	32.678	32.637	38.985	249.4	17:10:32.277	19		1:45.460	32.764	33.865	38.831	255.3	17:42:28.395
4		1:44.548	32.745	32.780	39.023	249.4	17:12:16.825	20		2:09.458 P	35.123	41.990	52.345	254.7	17:44:37.853
5		1:43.928	32.762	32.713	38.453	251.1	17:14:00.753								
6		1:44.087	32.820	32.709	38.558	251.7	17:15:44.840								
7		1:50.587 P	32.702	32.779	45.106	252.3	17:17:35.427								



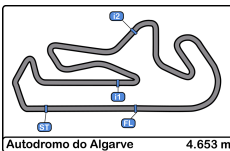


Autodromo Int. do Algarve
International GT Open
Free practice - 3
Best Sectors Results



Sector - 1		Sector - 2		Sector - 3		Ideal Lap vs Best Lap					
Clas	Nº Driver	Time	Nº Driver	Time	Nº Driver	Time	Clas	Nº Driver	Ideal Lap	Best Lap	Clas
1	6 Jans - Walker	32.227	6 Jans - Walker	32.354	6 Jans - Walker	37.915	1	6 Jans - Walker	1:42.496	1:42.650	1
2	75 Salaquarda - Milota	32.360	20 Pierburg - Baumann	32.482	5 Jedliński - Korzeniowski	38.088	2	5 Jedliński - Korzeniowski	1:42.941	1:43.102	2
3	5 Jedliński - Korzeniowski	32.363	5 Jedliński - Korzeniowski	32.490	188 Sansom - Ramos	38.120	3	20 Pierburg - Baumann	1:43.012	1:43.360	4
4	188 Sansom - Ramos	32.379	75 Salaquarda - Milota	32.495	20 Pierburg - Baumann	38.149	4	188 Sansom - Ramos	1:43.028	1:43.357	3
5	20 Pierburg - Baumann	32.381	65 Neumann - Dunner	32.528	65 Neumann - Dunner	38.224	5	65 Neumann - Dunner	1:43.249	1:43.591	6
6	86 Gudmundsson - Gissurarson	32.400	188 Sansom - Ramos	32.529	54 Müller - Mettler	38.238	6	75 Salaquarda - Milota	1:43.354	1:43.448	5
7	65 Neumann - Dunner	32.497	108 Naran - Jackson	32.637	108 Naran - Jackson	38.453	7	86 Gudmundsson - Gissurarson	1:43.623	1:43.850	7
8	80 Ludwig - Velasco	32.517	80 Ludwig - Velasco	32.666	75 Salaquarda - Milota	38.499	8	80 Ludwig - Velasco	1:43.763	1:44.629	11
9	26 Blanchemain - Páverud	32.654	26 Blanchemain - Páverud	32.670	86 Gudmundsson - Gissurarson	38.527	9	108 Naran - Jackson	1:43.768	1:43.928	8
10	55 De Meeus - Abril	32.669	86 Gudmundsson - Gissurarson	32.696	80 Ludwig - Velasco	38.580	10	54 Müller - Mettler	1:43.788	1:44.244	10
11	54 Müller - Mettler	32.674	54 Müller - Mettler	32.876	55 De Meeus - Abril	38.689	11	26 Blanchemain - Páverud	1:44.036	1:44.220	9
12	108 Naran - Jackson	32.678	79 Zelger - Babini	33.043	26 Blanchemain - Páverud	38.712	12	55 De Meeus - Abril	1:44.595	1:45.018	12
13	10 Grove - Grove	32.688	77 Alfredo Hernández	33.105	777 Jedliński - Basz	38.717	13	777 Jedliński - Basz	1:44.737	1:45.038	13
14	777 Jedliński - Basz	32.764	21 Forgione - Rugolo	33.109	31 Hash - Fontana	38.737	14	31 Hash - Fontana	1:44.866	1:45.211	16
15	31 Hash - Fontana	32.902	10 Grove - Grove	33.137	21 Forgione - Rugolo	39.109	15	10 Grove - Grove	1:44.951	1:45.075	14
16	79 Zelger - Babini	32.917	31 Hash - Fontana	33.227	10 Grove - Grove	39.126	16	21 Forgione - Rugolo	1:45.143	1:45.143	15
17	21 Forgione - Rugolo	32.925	55 De Meeus - Abril	33.237	77 Alfredo Hernández	39.243	17	79 Zelger - Babini	1:45.314	1:45.700	17
18	77 Alfredo Hernández	33.390	777 Jedliński - Basz	33.256	79 Zelger - Babini	39.354	18	77 Alfredo Hernández	1:45.738	1:46.025	18





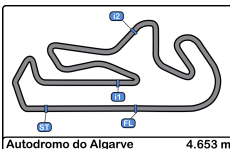
Autodromo Int. do Algarve
International GT Open
Free practice - 3
Best 5 Lap Times



Autodromo do Algarve 4.653 m.

Cl	Nº	Entrant/Team	Nat	Driver 1	Nat	Driver 2	Nat	Vehicle	Cat	Cl	Best 1		Best 2		Best 3		Best 4		Best 5	
											Time	Lap	Time	Lap	Time	Lap	Time	Lap	Time	Lap
1	6	GetSpeed	GER	Steve Jans	LUX	Aaron Walker	GBR	Mercedes AMG GT3 EVO	PROAM	1	1:42.650	8	1:42.723	5	1:42.740	9	1:42.916	3	1:43.271	16
2	5	Olimp Racing	POL	Stanislaw Jedliński	POL	Krystian Korzeniowski	POL	Ferrari 296 GT3	AM	1	1:43.102	16	1:43.291	14	1:43.313	17	1:43.343	18	1:43.827	15
3	188	Garage 59	GBR	Mark Sansom	GBR	Miguel Ramos	PRT	McLaren 720S GT3 EVO	AM	2	1:43.357	7	1:43.414	5	1:43.525	6	1:43.848	4	1:45.454	13
4	20	SPS Automotive Performance	DEU	Valentin Pierburg	DEU	Dominik Baumann	AUT	Mercedes AMG GT3 EVO	PROAM	2	1:43.360	10	1:43.528	19	1:43.588	8	1:43.639	3	1:43.810	4
5	75	Team ISR	CZE	Filip Salaquarda	CZE	Libor Milota	CZE	Audi R8 LMS GT3 EVO II	PROAM	3	1:43.448	6	1:43.611	7	1:43.767	3	1:43.787	4	1:43.833	5
6	65	Team Motopark	DEU	Heiko Neumann	DEU	Lukas Dunner	AUT	Mercedes AMG GT3 EVO	PROAM	4	1:43.591	2	1:43.956	3	1:44.279	4	1:44.360	14	1:44.388	10
7	86	Team Thor	ISL	Audunn Gudmundsson	ISL	Thorvaldur Gissurarson	ISL	Porsche 911 GT3 R (992)	AM	3	1:43.850	5	1:43.860	11	1:44.126	3	1:44.560	7	1:44.571	6
8	108	Vimana by GetSpeed	DEU	Ameerh Naran	ZWE	Tom Jackson	GBR	Mercedes AMG GT3 EVO	PROAM	5	1:43.928	5	1:44.087	6	1:44.300	3	1:44.548	4	1:44.839	2
9	26	Sainteloc Racing	FRA	Michael Blanchemain	FRA	Marcus Páverud	NOR	Audi R8 LMS GT3 EVO II	PROAM	6	1:44.220	8	1:44.728	12	1:49.575	4	1:52.052	3	1:52.513	10
10	54	CBRX by SPS	DEU	Dexter Müller	CHE	Yannick Mettler	CHE	Mercedes AMG GT3 EVO	PROAM	7	1:44.244	10	1:44.278	15	1:44.444	8	1:44.564	7	1:45.802	9
11	80	Mertel Motorsport	DEU	Luca Ludwig	ESP	Iván Velasco	ESP	Ferrari 488 GT3 Evo	PROAM	8	1:44.629	14	1:44.701	2	1:44.989	10	1:45.001	8	1:45.023	6
12	55	AF Corse	ITA	Laurent De Meeus	BEL	Vincent Abril	FRA	Ferrari 296 GT3	PROAM	9	1:45.018	12	1:45.050	10	1:45.189	11	1:45.265	6	1:45.573	8
13	777	Olimp Racing	POL	Marcin Jedliński	POL	Karol Basz	POL	Ferrari 296 GT3	PROAM	10	1:45.038	5	1:45.447	4	1:45.637	13	1:45.815	10	1:45.927	8
14	10	Iron Lynx	ITA	Brenton Grove	AUS	Stephen Grove	AUS	Mercedes AMG GT3 EVO	PROAM	11	1:45.075	14	1:45.189	17	1:45.304	22	1:45.347	13	1:45.524	11
15	21	AF Corse	ITA	Gino Forgione	CHE	Michele Rugolo	CHE	Ferrari 296 GT3	AM	4	1:45.143	19	1:45.806	15	1:45.890	8	1:46.234	16	1:46.493	17
16	31	Car Collection Motorsport	DEU	Hash	USA	Alex Fontana	CHE	Porsche 911 GT3 R (992)	PROAM	12	1:45.211	11	1:45.371	13	1:45.486	10	1:45.837	14	1:45.851	12
17	79	Tsunami RT	SMR	Johannes Zelger	ITA	Fabio Babini	ITA	Porsche 911 GT3 R (992)	PROAM	13	1:45.700	2	1:46.118	6	1:46.158	21	1:46.196	7	1:46.298	5
18	77	BDR Grupo Prom Racing Team	BEL	Alfredo Hernández	MEX		MEX	Mercedes AMG GT3 EVO	AM	5	1:46.025	14	1:46.129	7	1:46.287	13	1:46.349	6	1:46.425	11



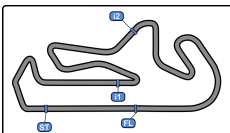


Autodromo Int. do Algarve
International GT Open
Free practice - 3
Best 5 Top Speeds



Cl	N°	Entrant/Team	Nat	Driver 1	Nat	Driver 2	Nat	Vehicle	Cat	Cl	Top 1		Top 2		Top 3		Top 4		Top 5		Avg
											Km/h	Lap	Km/h	Lap	Km/h	Lap	Km/h	Lap	Km/h	Lap	
1	20	SPS Automotive Performance	DEU	Valentin Pierburg	DEU	Dominik Baumann	AUT	Mercedes AMG GT3 EVO	PROAM	1	257.1	20	255.9	3	255.9	5	255.3	4	254.7	19	255.8
2	777	Olimp Racing	POL	Marcin Jedliński	POL	Karol Basz	POL	Ferrari 296 GT3	PROAM	2	257.1	15	256.5	8	255.9	3	255.9	18	255.3	5	256.1
3	5	Olimp Racing	POL	Stanislaw Jedliński	POL	Krystian Korzeniowski	POL	Ferrari 296 GT3	AM	1	256.5	17	256.5	20	255.3	15	255.3	19	254.1	14	255.5
4	65	Team Motopark	DEU	Heiko Neumann	DEU	Lukas Dunner	AUT	Mercedes AMG GT3 EVO	PROAM	3	255.9	17	255.3	14	254.7	15	254.7	18	254.1	13	254.9
5	6	GetSpeed	DEU	Steve Jans	LUX	Aaron Walker	GBR	Mercedes AMG GT3 EVO	PROAM	4	255.3	4	255.3	10	255.3	19	254.1	6	254.1	9	254.8
6	26	Sainteloc Racing	FRA	Michael Blanchemain	FRA	Marcus Páverud	NOR	Audi R8 LMS GT3 EVO II	PROAM	5	255.3	13	252.9	9	252.3	8	252.3	10	251.7	7	252.9
7	75	Team ISR	CZE	Filip Salaquarda	CZE	Libor Milota	CZE	Audi R8 LMS GT3 EVO II	PROAM	6	255.3	8	254.1	4	254.1	7	252.9	3	252.9	5	253.8
8	86	Team Thor	ISL	Audunn Gudmundsson	ISL	Thorvaldur Gissurarson	ISL	Porsche 911 GT3 R (992)	AM	2	255.3	6	255.3	10	254.7	5	254.7	7	254.7	23	254.9
9	21	AF Corse	ITA	Gino Forgione	CHE	Michele Rugolo	ITA	Ferrari 296 GT3	AM	3	254.7	19	252.3	13	252.3	18	251.7	8	251.7	14	252.5
10	31	Car Collection Motorsport	DEU	Hash	USA	Alex Fontana	CHE	Porsche 911 GT3 R (992)	PROAM	7	254.7	22	254.1	10	254.1	14	254.1	15	254.1	21	254.2
11	54	CBRX by SPS	DEU	Dexter Müller	CHE	Yannick Mettler	CHE	Mercedes AMG GT3 EVO	PROAM	8	254.7	12	254.1	3	254.1	7	254.1	11	253.5	13	254.1
12	80	Mertel Motorsport	DEU	Luca Ludwig	DEU	Iván Velasco	ESP	Ferrari 488 GT3 Evo	PROAM	9	254.7	8	254.1	12	254.1	15	253.5	9	252.9	3	253.8
13	79	Tsunami RT	SMR	Johannes Zelger	ITA	Fabio Babini	ITA	Porsche 911 GT3 R (992)	PROAM	10	254.1	3	253.5	5	253.5	22	252.9	6	252.9	21	253.4
14	55	AF Corse	ITA	Laurent De Meeus	BEL	Vincent Abril	FRA	Ferrari 296 GT3	PROAM	11	253.5	9	252.9	12	252.3	8	251.7	3	251.7	11	252.4
15	188	Garage 59	GBR	Mark Sansom	GBR	Miguel Ramos	PRT	McLaren 720S GT3 EVO	AM	4	253.5	21	252.9	20	252.9	22	251.1	5	251.1	14	252.3
16	10	Iron Lynx	ITA	Brenton Grove	AUS	Stephen Grove	AUS	Mercedes AMG GT3 EVO	PROAM	12	252.9	23	251.7	16	251.7	19	251.1	5	251.1	13	251.7
17	77	BDR Grupo Prom Racing Team	BEL	Alfredo Hernández	MEX			Mercedes AMG GT3 EVO	AM	5	252.3	6	251.7	14	251.7	15	251.1	5	251.1	11	251.6
18	108	Vimana by GetSpeed	DEU	Ameerh Naran	ZWE	Tom Jackson	GBR	Mercedes AMG GT3 EVO	PROAM	13	252.3	2	252.3	7	251.7	6	251.1	5	249.4	3	251.4





Autodromo Int. do Algarve

International GT Open

Free practice - 3

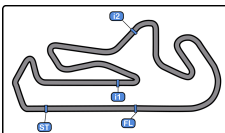
Fastest Laps Sequence

Autodromo do Algarve 4.653 m.



Lap	Time of Day	Session Time	Nº Entrant/Team	Nat	Driver 1	Nat	Driver 2	Nat	Vehicle	Cat	Time	Km/h
2	17:03:41.516	3:41.516	65 Team Motopark		Heiko Neumann		Lukas Dunner		Mercedes AMG GT3 EVO	PROAM	1:43.591	161.7
2	17:06:08.757	6:08.757	6 GetSpeed		Steve Jans		Aaron Walker		Mercedes AMG GT3 EVO	PROAM	1:43.512	161.8
3	17:07:51.673	7:51.673	6 GetSpeed		Steve Jans		Aaron Walker		Mercedes AMG GT3 EVO	PROAM	1:42.916	162.7
5	17:11:23.118	11:23.118	6 GetSpeed		Steve Jans		Aaron Walker		Mercedes AMG GT3 EVO	PROAM	1:42.723	163.0
8	17:19:07.463	19:07.463	6 GetSpeed		Steve Jans		Aaron Walker		Mercedes AMG GT3 EVO	PROAM	1:42.650	163.1





Autodromo Int. do Algarve

International GT Open

Free practice - 3

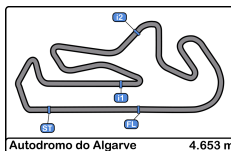
Event Best Maximum Speed

Autodromo do Algarve 4.653 m.



Nº	Entrant/Team	Nat	Driver 1	Nat	Driver 2	Nat	Vehicle	Cat	Km/h	Session
75	Team ISR	CZE	Filip Salaquarda	CZE	Libor Milota	CZE	Audi R8 LMS GT3 EVO II	PROAM	269.3	Private test - 2
82	GetSpeed	DEU	Marcelo Ramirez	MEX	Ralf Aron	EST	Mercedes AMG GT3 EVO	PRO	267.9	Private test - 2
51	AF Corse	ITA	Carl Bennett	ITA	Tommaso Mosca	ITA	Ferrari 296 GT3	PRO	267.9	Private test - 2
9	GetSpeed	DEU	Anthony Bartone	USA	Fabian Schiller	DEU	Mercedes AMG GT3 EVO	PRO	267.9	Private test - 2
79	Tsunami RT	SAR	Johannes Zelger	ITA	Fabio Babini	ITA	Porsche 911 GT3 R (992)	PROAM	267.9	Private test - 2
4	Optimum Motorsport	GBR	Michael Porter	GBR	Zac Meakin	GBR	McLaren 720S GT3 EVO	PRO	267.3	Private test - 2
86	Team Thor	ISL	Audunn Gudmundsson	ISL	Thorvaldur Gissurarson	ISL	Porsche 911 GT3 R (992)	AM	266.6	Private test - 2
11	Team Motopark	DEU	Levente Révész	HUN	Matteo Cairoli	ITA	Mercedes AMG GT3 EVO	PRO	266.6	Private test - 2
30		X		X					266.6	Private test - 2
17	Elite Motorsport with Entire Race Engineering	GBR	Tom Lebbon	GBR	Tom Emson	GBR	Ferrari 296 GT3	PRO	266.6	Private test - 2
777	Olimp Racing	POL	Marcin Jedliński	POL	Karol Basz	POL	Ferrari 296 GT3	PROAM	266.6	Private test - 2
18	Dinamic GT	ITA	Alexey Nesov	MDA	Maksim Kizilov	MDA	Porsche 911 GT3 R (992)	PRO	266.0	Private test - 1
13	Team Motopark	DEU	Robert Visoiu	ROU	Niklas Krütten	DEU	Mercedes AMG GT3 EVO	PRO	266.0	Private test - 2
65	Team Motopark	DEU	Heiko Neumann	AUT	Lukas Dunner	AUT	Mercedes AMG GT3 EVO	PROAM	266.0	Private test - 2
33	Greystone GT	GBR	Dean Macdonald	GBR	James Kell	GBR	McLaren 720S GT3 EVO	PRO	266.0	Private test - 2
26	Sainteloc Racing	FRA	Michael Blanchemain	NOR	Marcus Pæverud	NOR	Audi R8 LMS GT3 EVO II	PROAM	266.0	Private test - 2
21	AF Corse	ITA	Gino Forgione	CHE	Michele Rugolo	ITA	Ferrari 296 GT3	AM	265.3	Private test - 2
28	BDR Grupo Prom Racing Team	BEL	Amaury Bonduel	FRA	Luis Michael Dörrbecker	MEX	Mercedes AMG GT3 EVO	PRO	265.3	Private test - 2
5	Olimp Racing	POL	Stanislaw Jedliński	POL	Krystian Korzeniowski	POL	Ferrari 296 GT3	AM	265.3	Private test - 2
1	Eastalent Racing	AUT	Simon Reicher	AUT	Christopher Haase	DEU	Audi R8 LMS GT3 EVO II	PRO	265.3	Private test - 2
80	Mertel Motorsport	DEU	Luca Ludwig	DEU	Iván Velasco	ESP	Ferrari 488 GT3 Evo	PROAM	264.7	Private test - 2
188	Garage 59	GBR	Mark Sansom	GBR	Miguel Ramos	PRT	McLaren 720S GT3 EVO	AM	264.7	Private test - 2
10	Iron Lynx	ITA	Brenton Grove	AUS	Stephen Grove	AUS	Mercedes AMG GT3 EVO	PROAM	264.7	Private test - 2
54	CBRX by SPS	DEU	Dexter Müller	CHE	Yannick Mettler	CHE	Mercedes AMG GT3 EVO	PROAM	264.7	Private test - 2
20	SPS Automotive Performance	DEU	Valentin Pierburg	DEU	Dominik Baumann	AUT	Mercedes AMG GT3 EVO	PROAM	264.7	Private test - 2
19	Oregon Team	ITA	Robin Rogalski	POL	Filip Ugran	ROU	Lamborghini Huracán GT3 EVO2	PRO	264.0	Private test - 2
55	AF Corse	ITA	Laurent De Meeus	BEL	Vincent Abril	FRA	Ferrari 296 GT3	PROAM	264.0	Private test - 2
6	GetSpeed	DEU	Steve Jans	LUX	Aaron Walker	GBR	Mercedes AMG GT3 EVO	PROAM	263.4	Private test - 2
63	Oregon Team	ITA	Antoine Doquin	FRA	Artem Petrov	ISR	Lamborghini Huracán GT3 EVO2	PRO	262.7	Private test - 2
77	BDR Grupo Prom Racing Team	BEL	Alfredo Hernández	MEX			Mercedes AMG GT3 EVO	AM	261.5	Private test - 2
31	Car Collection Motorsport	DEU	Hash	USA	Alex Fontana	CHE	Porsche 911 GT3 R (992)	PROAM	257.7	Free practice - 2
108	Vimana by GetSpeed	DEU	Ameerh Naran	ZWE	Tom Jackson	GBR	Mercedes AMG GT3 EVO	PROAM	255.9	Free practice - 2





Autodromo Int. do Algarve
International GT Open
Free practice - 3
Pit Stop Analysis



5 Stanislaw Jedliński Ferrari 296 GT3
 AM Krystian Korzeniowski Olimp Racing

Nº	In Day Time	In Time	Out Time	Pit Time	T. Pit Time	Handicap	Diff.
1	17:07:04.270	17:07:04.270	17:08:37.821	1:33.551	1:33.551		
2	17:25:41.211	17:25:41.211	17:27:06.248	1:25.037	2:58.588		

6 Steve Jans Mercedes AMG GT3 EVO
 PROAM Aaron Walker GetSpeed

Nº	In Day Time	In Time	Out Time	Pit Time	T. Pit Time	Handicap	Diff.
1	17:13:17.579	17:13:17.579	17:15:39.842	2:22.263	2:22.263		
2	17:22:42.260	17:22:42.260	17:24:32.083	1:49.823	4:12.086		

20 Valentin Pierburg Mercedes AMG GT3 EVO
 PROAM Dominik Baumann SPS Automotive Performance

Nº	In Day Time	In Time	Out Time	Pit Time	T. Pit Time	Handicap	Diff.
1	17:12:20.917	17:12:20.917	17:12:49.301	28.384	28.384		
2	17:23:19.176	17:23:19.176	17:25:40.889	2:21.713	2:50.097		

21 Gino Forgione Ferrari 296 GT3
 AM Michele Rugolo AF Corse

Nº	In Day Time	In Time	Out Time	Pit Time	T. Pit Time	Handicap	Diff.
1	17:14:09.938	17:14:09.938	17:15:51.116	1:41.178	1:41.178		
2	17:24:45.484	17:24:45.484	17:26:46.828	2:01.344	3:42.522		

26 Michael Blanchemain Audi R8 LMS GT3 EVO II
 PROAM Marcus Páverud Sainteloc Racing

Nº	In Day Time	In Time	Out Time	Pit Time	T. Pit Time	Handicap	Diff.
1	17:16:20.023	17:16:20.023	17:23:40.167	7:20.144	7:20.144		
2	17:32:31.507	17:32:31.507	17:35:11.342	2:39.835	9:59.979		

31 Hash Porsche 911 GT3 R (992)
 PROAM Alex Fontana Car Collection Motorsport

Nº	In Day Time	In Time	Out Time	Pit Time	T. Pit Time	Handicap	Diff.
1	17:09:45.130	17:09:45.130	17:10:35.703	50.573	50.573		
2	17:28:19.191	17:28:19.191	17:29:05.473	46.282	1:36.855		

54 Dexter Müller Mercedes AMG GT3 EVO
 PROAM Yannick Mettler SPS Automotive Performance

Nº	In Day Time	In Time	Out Time	Pit Time	T. Pit Time	Handicap	Diff.
1	17:12:48.920	17:12:48.920	17:15:00.862	2:11.942	2:11.942		
2	17:29:11.641	17:29:11.641	17:30:31.540	1:19.899	3:31.841		

55 Laurent De Meeus Ferrari 296 GT3
 PROAM Vincent Abril AF Corse

Nº	In Day Time	In Time	Out Time	Pit Time	T. Pit Time	Handicap	Diff.
1	17:10:55.845	17:10:55.845	17:13:35.797	2:39.952	2:39.952		

65 Heiko Neumann Mercedes AMG GT3 EVO
 PROAM Lukas Dunner Team Motopark

Nº	In Day Time	In Time	Out Time	Pit Time	T. Pit Time	Handicap	Diff.
1	17:10:39.026	17:10:39.026	17:13:30.164	2:51.138	2:51.138		
2	17:34:31.199	17:34:31.199	17:35:52.786	1:21.587	4:12.725		

75 Filip Salaquarda Audi R8 LMS GT3 EVO II
 PROAM Libor Milota Team ISR

Nº	In Day Time	In Time	Out Time	Pit Time	T. Pit Time	Handicap	Diff.
1	17:24:53.640	17:24:53.640	17:26:15.409	1:21.769	1:21.769		
2	17:28:05.705	17:28:05.705	17:29:27.545	1:21.840	2:43.609		
3	17:31:17.265	17:31:17.265	17:32:38.447	1:21.182	4:04.791		
4	17:34:27.504	17:34:27.504	17:35:48.324	1:20.820	5:25.611		

77 Alfredo Hernández Mercedes AMG GT3 EVO
 AM BDR Grupo Prom Racing Team

Nº	In Day Time	In Time	Out Time	Pit Time	T. Pit Time	Handicap	Diff.
1	17:14:49.829	17:14:49.829	17:17:08.292	2:18.463	2:18.463		

79 Johannes Zelger Porsche 911 GT3 R (992)
 PROAM Fabio Babini Tsunami RT

Nº	In Day Time	In Time	Out Time	Pit Time	T. Pit Time	Handicap	Diff.
1	17:14:55.294	17:14:55.294	17:17:14.267	2:18.973	2:18.973		

80 Luca Ludwig Ferrari 488 GT3 Evo
 PROAM Iván Velasco Mertel Motorsport

Nº	In Day Time	In Time	Out Time	Pit Time	T. Pit Time	Handicap	Diff.
1	17:13:56.405	17:13:56.405	17:20:10.496	6:14.091	6:14.091		
2	17:34:38.959	17:34:38.959	17:36:52.101	2:13.142	8:27.233		

86 Audunn Gudmundsson Porsche 911 GT3 R (992)
 AM Thorvaldur Gissurarson Team Thor

Nº	In Day Time	In Time	Out Time	Pit Time	T. Pit Time	Handicap	Diff.
1	17:21:48.607	17:21:48.607	17:23:36.866	1:48.259	1:48.259		

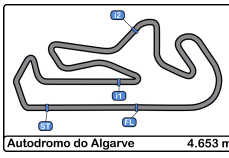
188 Mark Sansom McLaren 720S GT3 EVO
 AM Miguel Ramos Garage 59

Nº	In Day Time	In Time	Out Time	Pit Time	T. Pit Time	Handicap	Diff.
1	17:04:55.541	17:04:55.541	17:05:54.085	58.544	58.544		
2	17:16:23.726	17:16:23.726	17:17:50.640	1:26.914	2:25.458		
3	17:30:15.121	17:30:15.121	17:31:02.830	47.709	3:13.167		

777 Marcin Jedliński Ferrari 296 GT3
 PROAM Karol Basz Olimp Racing

Nº	In Day Time	In Time	Out Time	Pit Time	T. Pit Time	Handicap	Diff.
1	17:24:07.844	17:24:07.844	17:25:29.806	1:21.962	1:21.962		
2	17:32:40.817	17:32:40.817	17:34:02.715	1:21.898	2:43.860		
3	17:35:50.824	17:35:50.824	17:37:12.737	1:21.913	4:05.773		

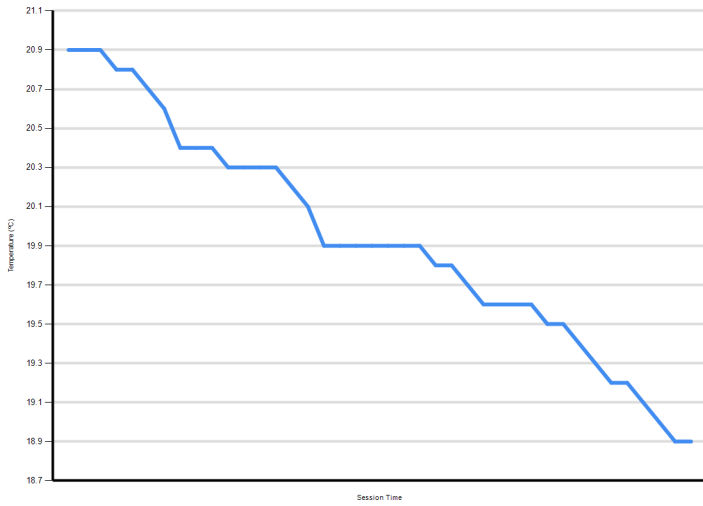




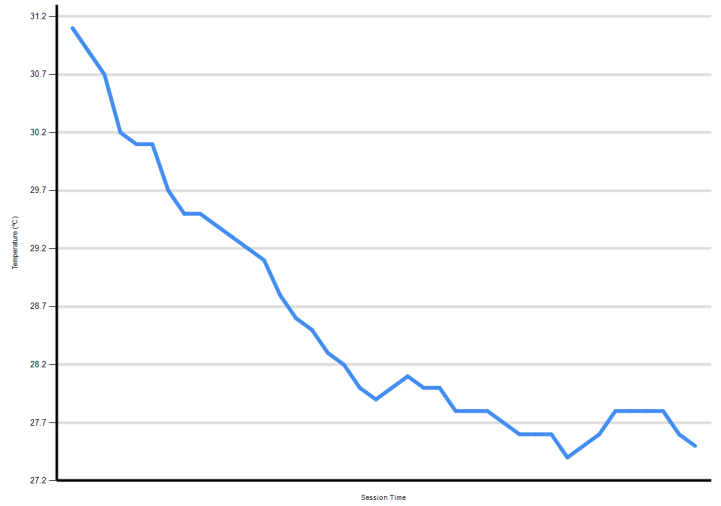
Autodromo Int. do Algarve
International GT Open
Free practice - 3
Weather Report



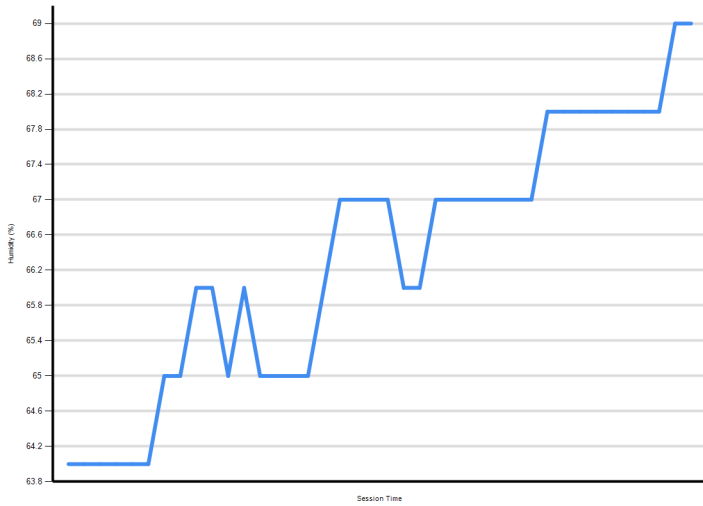
Air Temperature



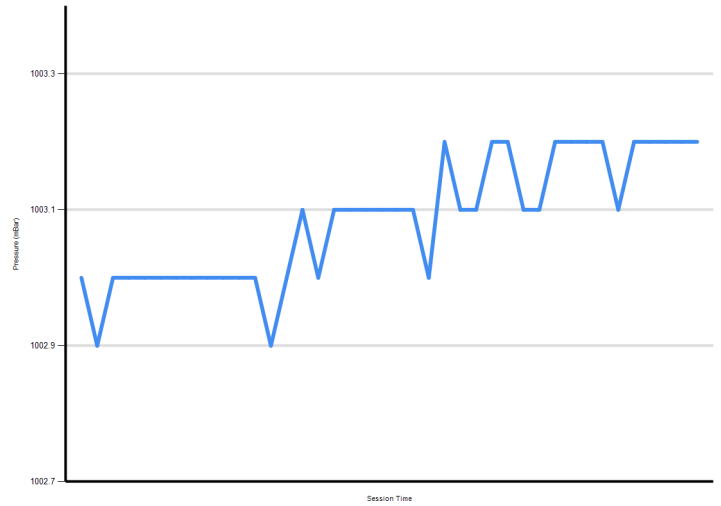
Track Temperature



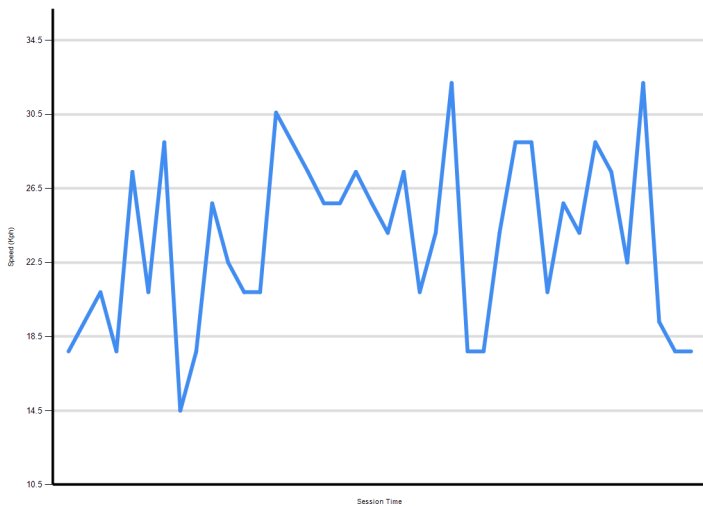
Humidity



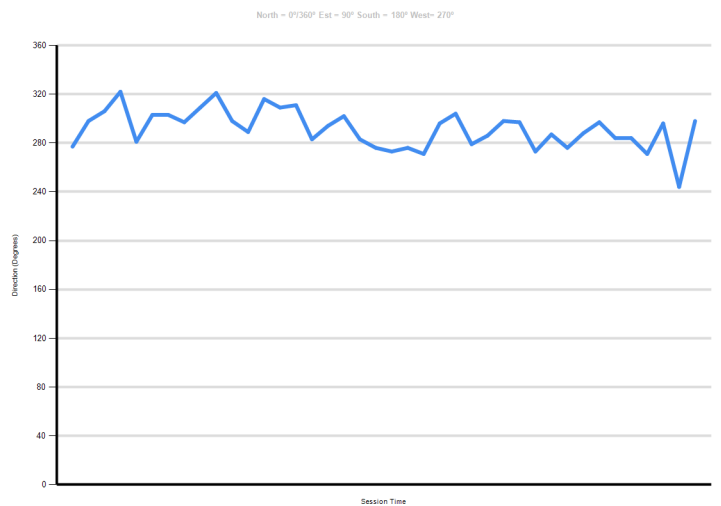
Pressure

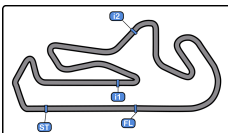


Wind Speed



Wind direction





Autodromo Int. do Algarve
International GT Open
Free Practice - 1 - 2 - 3

Combined Results



Autodromo do Algarve 4.653 m.

Cls	Nº	Entrant/Team	Nat	Driver 1	Nat	Driver 2	Nat	Vehicle	Cat	Cls	Laps	FP1	FP2	FP3	Best	Gap	Interval	Km/h	
1	20	SPS Automotive Performance	DEU	Valentin Pierburg	DEU	Dominik Baumann	AUT	Mercedes AMG GT3 EVO	PROAM	1	70	1:41.721	3	1:42.795	7	1:43.360	1	1:41.721	164.6
2	9	GetSpeed	DEU	Anthony Bartone	USA	Fabian Schiller	DEU	Mercedes AMG GT3 EVO	PRO	1	52	1:41.845	3	1:42.635	2	1:41.845	0.124	0.124	164.4
3	65	Team Motopark	DEU	Heiko Neumann	DEU	Lukas Dunner	AUT	Mercedes AMG GT3 EVO	PROAM	2	47	1:42.051	3	3:05.262	3	1:43.591	2	1:42.051	164.1
4	18	Dinamic GT	ITA	Alexey Nesov	MDA	Maksim Kizilov	MDA	Porsche 911 GT3 R (992)	PRO	2	50	1:42.064	5	1:43.121	2	1:42.064	0.343	0.013	164.1
5	11	Team Motopark	DEU	Levente Révész	HUN	Matteo Cairoli	ITA	Mercedes AMG GT3 EVO	PRO	3	40	1:42.163	3	1:42.404	4	1:42.163	0.442	0.099	163.9
6	31	Car Collection Motorsport	DEU	Hash	USA	Alex Fontana	CHE	Porsche 911 GT3 R (992)	PROAM	3	78	1:42.584	2	1:42.247	2	1:45.211	1	1:42.247	163.8
7	13	Team Motopark	DEU	Robert Visoio	ROU	Niklas Krütten	DEU	Mercedes AMG GT3 EVO	PRO	4	43	1:42.267	2	1:43.858	8	1:42.267	0.546	0.020	163.7
8	6	GetSpeed	DEU	Steve Jans	LUX	Aaron Walker	GBR	Mercedes AMG GT3 EVO	PROAM	4	70	1:42.538	4	1:43.388	4	1:42.650	8	1:42.538	163.3
9	54	CBRX by SPS	DEU	Dexter Müller	CHE	Yannick Mettler	CHE	Mercedes AMG GT3 EVO	PROAM	5	67	1:42.615	5	1:42.760	4	1:44.244	1	1:42.615	163.2
10	55	AF Corse	ITA	Laurent De Meeus	BEL	Vincent Abril	FRA	Ferrari 296 GT3	PROAM	6	60	1:42.729	5	1:43.079	7	1:45.018	1	1:42.729	163.0
11	777	Olimp Racing	POL	Marcin Jedliński	POL	Karol Basz	POL	Ferrari 296 GT3	PROAM	7	64	1:42.766	2	1:43.610	4	1:45.038	5	1:42.766	162.9
12	79	Tsunami RT	SMR	Johannes Zelger	ITA	Fabio Babini	ITA	Porsche 911 GT3 R (992)	PROAM	8	65	1:42.772	5	1:43.912	4	1:45.700	2	1:42.772	162.9
13	33	Greystone GT	GBR	Dean Macdonald	GBR	James Kell	GBR	McLaren 720S GT3 EVO	PRO	5	45	1:42.867	8	1:42.968	1	1:42.867	1.146	0.095	162.8
14	82	GetSpeed	DEU	Marcelo Ramírez	MEX	Ralf Aron	EST	Mercedes AMG GT3 EVO	PRO	6	54	1:43.080	1	1:42.912	1	1:42.912	1.191	0.045	162.7
15	80	Mertel Motorsport	DEU	Luca Ludwig	ESP	Iván Velasco	ESP	Ferrari 488 GT3 Evo	PROAM	9	38	1:45.999	1	1:42.933	4	1:44.629	1	1:42.933	162.7
16	1	Eastalent Racing	AUT	Simon Reicher	AUT	Christopher Haase	DEU	Audi R8 LMS GT3 EVO II	PRO	7	48	1:43.072	2	1:42.934	6	1:42.934	1.213	0.001	162.7
17	28	BDR Grupo Prom Racing Team	BEL	Amaury Bonduel	FRA	Luis Michael Dörrbecker	MEX	Mercedes AMG GT3 EVO	PRO	8	47	1:42.938	5	1:43.127	7	1:42.938	1.217	0.004	162.7
18	4	Optimum Motorsport	GBR	Michael Porter	GBR	Zac Meakin	GBR	McLaren 720S GT3 EVO	PRO	9	37	1:42.942	6	1:43.437	6	1:42.942	1.221	0.004	162.7
19	63	Oregon Team	ITA	Antoine Doquin	FRA	Artem Petrov	ISR	Lamborghini Huracán GT3 EVO2	PRO	10	40	1:43.024	5	1:43.959	3	1:43.024	1.303	0.082	162.5
20	51	AF Corse	ITA	Carl Bennett	THA	Tommaso Mosca	ITA	Ferrari 296 GT3	PRO	11	59	1:43.071	2	1:43.770	3	1:43.071	1.350	0.047	162.5
21	17	Elite Motorsport with Entire Race Engineering	GBR	Tom Lebbon	GBR	Tom Emson	GBR	Ferrari 296 GT3	PRO	12	42	1:43.074	3	1:43.730	1	1:43.074	1.353	0.003	162.5
22	5	Olimp Racing	POL	Stanislaw Jedliński	POL	Krystian Korzeniowski	POL	Ferrari 296 GT3	AM	1	69	1:43.381	1	1:44.314	5	1:43.102	1	1:43.102	162.4
23	188	Garage 59	GBR	Mark Sansom	GBR	Miguel Ramos	PRT	McLaren 720S GT3 EVO	AM	2	72	1:44.589	2	1:43.843	1	1:43.357	7	1:43.357	162.0
24	75	Team ISR	CZE	Filip Salaquarda	CZE	Libor Milota	CZE	Audi R8 LMS GT3 EVO II	PROAM	10	57	1:43.575	2	1:43.388	8	1:43.448	6	1:43.388	162.0
25	10	Iron Lynx	ITA	Brenton Grove	AUS	Stephen Grove	AUS	Mercedes AMG GT3 EVO	PROAM	11	80	1:43.412	4	1:44.241	1	1:45.075	1	1:43.412	161.9
26	21	AF Corse	ITA	Gino Forgione	CHE	Michele Rugolo	ITA	Ferrari 296 GT3	AM	3	75	1:43.441	7	1:43.414	7	1:45.143	1	1:43.414	161.9
27	19	Oregon Team	ITA	Robin Rogalski	POL	Filip Ugran	ROU	Lamborghini Huracán GT3 EVO2	PRO	13	45	1:43.638	3	1:45.019	8	1:43.638	1.917	0.224	161.6
28	26	Sainteloc Racing	FRA	Michael Blanchemain	FRA	Marcus Páverud	NOR	Audi R8 LMS GT3 EVO II	PROAM	12	56	1:43.769	4	1:44.522	1	1:44.220	8	1:43.769	161.4
29	86	Team Thor	ISL	Audunn Gudmundsson	ISL	Thorvaldur Gissurarson	ISL	Porsche 911 GT3 R (992)	AM	4	77	1:44.906	8	1:44.500	1	1:43.850	5	1:43.850	161.2
30	108	Vimana by GetSpeed	DEU	Ameerh Naran	ZWE	Tom Jackson	GBR	Mercedes AMG GT3 EVO	PROAM	13	32	1:43.925	4	1:45.053	2	1:43.928	5	1:43.925	161.1
31	77	BDR Grupo Prom Racing Team	BEL	Alfredo Hernández	MEX		GBR	Mercedes AMG GT3 EVO	AM	5	56	1:47.040	1	1:46.645	8	1:46.025	1	1:46.025	157.9

Published at:.....

Race Director:	Alessandro Ferrari	Timekeeper:	Luis García
-----------------------	--------------------	--------------------	-------------

