

Autodromo Int. do Algarve
International GT Open
Free practice - 1
Provisional Results



Autodromo do Algarve 4.653 m.

Cls	Nº	Entrant/Team	Nat	Driver 1	Nat	Driver 2	Nat	Vehicle	Cat	Cls	Laps	Best	Time	Gap	Interval	Km/h
1	20	SPS Automotive Performance	DEU	Valentin Pierburg	DEU	Dominik Baumann	AUT	Mercedes AMG GT3 EVO	PROAM	1	23	3	1:41.721			164.6
2	9	GetSpeed	DEU	Anthony Bartone	USA	Fabian Schiller	DEU	Mercedes AMG GT3 EVO	PRO	1	25	3	1:41.845	0.124	0.124	164.4
3	65	Team Motopark	DEU	Heiko Neumann	DEU	Lukas Dunner	AUT	Mercedes AMG GT3 EVO	PROAM	2	24	3	1:42.051	0.330	0.206	164.1
4	18	Dinamic GT	ITA	Alexey Nesov	ITA	Maksim Kizilov	ITA	Porsche 911 GT3 R (992)	PRO	2	20	5	1:42.064	0.343	0.013	164.1
5	11	Team Motopark	DEU	Levente Révész	HUN	Matteo Cairoli	ITA	Mercedes AMG GT3 EVO	PRO	3	17	3	1:42.163	0.442	0.099	163.9
6	13	Team Motopark	DEU	Robert Visoiu	ROU	Niklas Krütten	DEU	Mercedes AMG GT3 EVO	PRO	4	19	2	1:42.267	0.546	0.104	163.7
7	6	GetSpeed	DEU	Steve Jans	USA	Aaron Walker	GBR	Mercedes AMG GT3 EVO	PROAM	3	24	4	1:42.538	0.817	0.271	163.3
8	31	Car Collection Motorsport	DEU	Hash	USA	Alex Fontana	CHE	Porsche 911 GT3 R (992)	PROAM	4	27	2	1:42.584	0.863	0.046	163.2
9	54	CBRX by SPS	DEU	Dexter Müller	CHE	Yannick Mettler	CHE	Mercedes AMG GT3 EVO	PROAM	5	24	5	1:42.615	0.894	0.031	163.2
10	55	AF Corse	ITA	Laurent De Meeus	BEL	Vincent Abril	FRA	Ferrari 296 GT3	PROAM	6	26	5	1:42.729	1.008	0.114	163.0
11	777	Olimp Racing	POL	Marcin Jedliński	POL	Karol Basz	POL	Ferrari 296 GT3	PROAM	7	20	2	1:42.766	1.045	0.037	162.9
12	79	Tsunami RT	SMR	Johannes Zelger	ITA	Fabio Babini	ITA	Porsche 911 GT3 R (992)	PROAM	8	26	5	1:42.772	1.051	0.006	162.9
13	33	Greystone GT	GBR	Dean Macdonald	GBR	James Kell	GBR	McLaren 720S GT3 EVO	PRO	5	26	8	1:42.867	1.146	0.095	162.8
14	28	BDR Competition / BDR Grupo Prom Racing Team	BEL	Amaury Bonduel	FRA	Luis Michael Dörrbecker	MEX	Mercedes AMG GT3 EVO	PRO	6	25	5	1:42.938	1.217	0.071	162.7
15	4	Optimum Motorsport	GBR	Michael Porter	GBR	Zac Meakin	GBR	McLaren 720S GT3 EVO	PRO	7	23	6	1:42.942	1.221	0.004	162.7
16	63	Oregon Team	ITA	Antoine Doquin	FRA	Artem Petrov	ISR	Lamborghini Huracán GT3 EVO2	PRO	8	25	5	1:43.024	1.303	0.082	162.5
17	51	AF Corse	ITA	Carl Bennett	ITA	Tommaso Mosca	ITA	Ferrari 296 GT3	PRO	9	27	26	1:43.071	1.350	0.047	162.5
18	1	Eastalent Racing	AUT	Simon Reicher	AUT	Christopher Haase	DEU	Audi R8 LMS GT3 EVO II	PRO	10	22	2	1:43.072	1.351	0.001	162.5
19	17	Elite Motorsport with Entire Race Engineering	GBR	Tom Lebbon	GBR	Tom Emson	GBR	Ferrari 296 GT3	PRO	11	17	3	1:43.074	1.353	0.002	162.5
20	82	GetSpeed	DEU	Marcelo Ramírez	MEX	Ralf Aron	EST	Mercedes AMG GT3 EVO	PRO	12	27	19	1:43.080	1.359	0.006	162.5
21	5	Olimp Racing	POL	Stanislaw Jedliński	POL	Krystian Korzeniowski	POL	Ferrari 296 GT3	AM	1	22	15	1:43.381	1.660	0.301	162.0
22	10	Iron Lynx	ITA	Brenton Grove	AUS	Stephen Grove	AUS	Mercedes AMG GT3 EVO	PROAM	9	26	4	1:43.412	1.691	0.031	161.9
23	21	AF Corse	ITA	Gino Forgione	CHE	Michele Rugolo	ITA	Ferrari 296 GT3	AM	2	25	7	1:43.441	1.720	0.029	161.9
24	75	Team ISR	CZE	Filip Salaquarda	CZE	Libor Milota	CZE	Audi R8 LMS GT3 EVO II	PROAM	10	20	2	1:43.575	1.854	0.134	161.7
25	19	Oregon Team	ITA	Robin Rogalski	POL	Filip Ugran	ROU	Lamborghini Huracán GT3 EVO2	PRO	13	21	3	1:43.638	1.917	0.063	161.6
26	26	Sainteloc Racing	FRA	Michael Blanchemain	FRA	Marcus Páverud	NOR	Audi R8 LMS GT3 EVO II	PROAM	11	19	4	1:43.769	2.048	0.131	161.4
27	108	Vimana by GetSpeed	DEU	Ameerh Naran	GBR	Tom Jackson	GBR	Mercedes AMG GT3 EVO	PROAM	12	22	4	1:43.925	2.204	0.156	161.1
28	188	Garage 59	GBR	Mark Sansom	GBR	Miguel Ramos	PRT	McLaren 720S GT3 EVO	AM	3	27	22	1:44.589	2.868	0.664	160.1
29	86	Team Thor	ISL	Audunn Gudmundsson	ISL	Thorvaldur Gissurason	ISL	Porsche 911 GT3 R (992)	AM	4	22	8	1:44.906	3.185	0.317	159.6
30	80	Mertel Motorsport	DEU	Luca Ludwig	DEU	Iván Velasco	ESP	Ferrari 488 GT3 Evo	PROAM	13	14	10	1:45.999	4.278	1.093	158.0
31	77	BDR Competition / BDR Grupo Prom Racing Team	BEL	Alfredo Hernández	MEX			Mercedes AMG GT3 EVO	AM	5	22	14	1:47.040	5.319	1.041	156.4

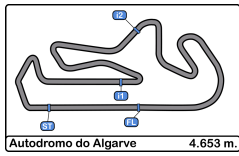
Published at:.....

Track Temp: 16.7 °C Air Temp: 17.1 °C Humidity: 76 % Track Status: DRY

Race Director: Alessandro Ferrari

Timekeeper: Luis Garcia





Autodromo Int. do Algarve
International GT Open
Free practice - 1
Track Limit



The Stewards, having received a report from Race Director, have considered the following matter and determine the following:

Session Free practice - 1

Fact The cars below did not use the track at the turns listed below

Infringement Breach of Appendix L Chapter IV Article 2 c) of the FIA International Sporting Code and Article 19.4/19.5 of the Sporting Regulations.

Decision Deletion of the lap times shown in accordance with Article 12.4.1.e of the FIA International Sporting Code.

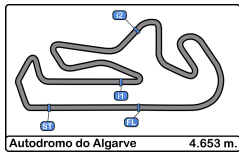
Note

- Certain decisions of the Stewards are subject to appeal (Article 15 of the FIA International Sporting Code).
- These penalties are not subject to appeal Article.12.3.4 of the FIA International Sporting Code and Article 16.5 of the Sporting Regulations.
- According to Article.12.3.3.b of the FIA International Sporting Code these decisions become immediately binding even in case of an appeal.

Ord	Turn	Nº Driver	Entrant/Team	Time of Day	Lap Time
1	4	21 Forgiione - Rugolo	AF Corse	10:51:14.415	1:46.665
2	4	26 Blanchemain - Páverud	Sainteloc Racing	10:51:19.394	1:44.085
3	4	10 Grove - Grove	Iron Lynx	10:51:32.063	1:48.598
4	4	31 Hash - Fontana	Car Collection Motorsport	10:51:37.230	1:50.327
5	4	5 Jedliński - Korzeniowski	Olimp Racing	10:51:41.451	1:58.994
6	1	28 Bonduel - Dörrbecker	BDR Competition / BDR Grupo Prom Racing Team	10:53:00.829	1:43.242
7	1	79 Zelger - Babini	Tsunami RT	10:53:25.084	1:43.973
8	4	4 Porter - Meakin	Optimum Motorsport	10:53:32.166	1:44.512
9	1	5 Jedliński - Korzeniowski	Olimp Racing	10:53:35.880	1:54.429
10	1	86 Gudmundsson - Gissurarson	Team Thor	10:53:42.223	1:57.647
11	1	6 Jans - Walker	GetSpeed	10:54:04.452	1:46.736
12	1	33 Macdonald - Kell	Greystone GT	10:54:06.456	1:43.210
13	4	19 Rogalski - Ugran	Oregon Team	10:54:12.845	1:44.098
14	1	20 Pierburg - Baumann	SPS Automotive Performance	10:54:22.722	1:42.049
15	1	1 Reicher - Haase	Eastalent Racing	10:54:34.613	1:44.534
16	1	21 Forgiione - Rugolo	AF Corse	10:54:41.389	1:43.241
17	1	28 Bonduel - Dörrbecker	BDR Competition / BDR Grupo Prom Racing Team	10:54:44.779	1:43.950
18	4	108 Naran - Jackson	Vimana by GetSpeed	10:54:55.979	1:43.638
19	4	10 Grove - Grove	Iron Lynx	10:54:58.503	1:43.028
20	1	31 Hash - Fontana	Car Collection Motorsport	10:55:05.927	1:42.068
21	1	777 Jedliński - Basz	Olimp Racing	10:55:14.129	1:42.772
22	1	4 Porter - Meakin	Optimum Motorsport	10:55:15.049	1:42.883
23	1	80 Ludwig - Velasco	Mertel Motorsport	10:55:54.535	1:44.814
24	4	21 Forgiione - Rugolo	AF Corse	10:56:35.829	1:54.440
25	1	108 Naran - Jackson	Vimana by GetSpeed	10:56:39.614	1:43.635
26	1	10 Grove - Grove	Iron Lynx	10:56:50.435	1:51.932
27	1	4 Porter - Meakin	Optimum Motorsport	10:56:58.761	1:43.712
28	1	777 Jedliński - Basz	Olimp Racing	10:57:07.103	1:52.974
29	4	17 Lebbon - Emson	Elite Motorsport with Entire Race Engineering	10:57:21.983	1:49.899
30	4	5 Jedliński - Korzeniowski	Olimp Racing	10:57:25.228	1:55.772
31	1	33 Macdonald - Kell	Greystone GT	10:57:32.703	1:43.194
32	1	80 Ludwig - Velasco	Mertel Motorsport	10:57:38.699	1:44.164
33	1	19 Rogalski - Ugran	Oregon Team	10:57:39.853	1:43.370
34	4	20 Pierburg - Baumann	SPS Automotive Performance	10:57:58.920	1:54.477
35	1	108 Naran - Jackson	Vimana by GetSpeed	10:58:30.763	1:51.149
36	1	31 Hash - Fontana	Car Collection Motorsport	10:58:32.348	1:42.075
37	1	5 Jedliński - Korzeniowski	Olimp Racing	10:59:21.409	1:56.181
38	4	80 Ludwig - Velasco	Mertel Motorsport	10:59:22.624	1:43.925
39	1	19 Rogalski - Ugran	Oregon Team	10:59:23.697	1:43.844

The Stewards:





Autodromo Int. do Algarve
International GT Open
Free practice - 1
Track Limit



The Stewards, having received a report from Race Director, have considered the following matter and determine the following:

Session Free practice - 1
Fact The cars below did not use the track at the turns listed below

Infringement Breach of Appendix L Chapter IV Article 2 c) of the FIA International Sporting Code and Article 19.4/19.5 of the Sporting Regulations.

Decision Deletion of the lap times shown in accordance with Article 12.4.1.e of the FIA International Sporting Code.

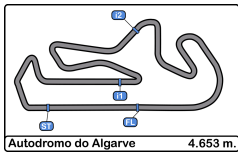
Note

- Certain decisions of the Stewards are subject to appeal (Article 15 of the FIA International Sporting Code).
- These penalties are not subject to appeal Article.12.3.4 of the FIA International Sporting Code and Article 16.5 of the Sporting Regulations.
- According to Article.12.3.3.b of the FIA International Sporting Code these decisions become immediately binding even in case of an appeal.

Ord	Turn	Nº Driver	Entrant/Team	Time of Day	Lap Time
40	1	188 Sansom - Ramos	Garage 59	10:59:34.871	1:45.334
41	1	31 Hash - Fontana	Car Collection Motorsport	11:00:14.523	1:42.175
42	1	65 Neumann - Dunner	Team Motopark	11:00:22.060	1:42.960
43	1	75 Salaquarda - Milota	Team ISR	11:00:58.209	1:42.652
44	1	13 Visoiu - Krütten	Team Motopark	11:01:12.688	1:44.465
45	4	82 Ramirez - Aron	GetSpeed	11:01:23.520	1:47.681
46	4	77 Alfredo Hernández	BDR Competition / BDR Grupo Prom Racing Team	11:01:34.351	3:14.921
47	4	21 Forgione - Rugolo	AF Corse	11:01:49.183	1:43.477
48	1	65 Neumann - Dunner	Team Motopark	11:02:10.045	1:47.985
49	1	54 Müller - Mettler	CBRX by SPS	11:02:36.948	1:42.484
50	1	75 Salaquarda - Milota	Team ISR	11:02:41.231	1:43.022
51	4	13 Visoiu - Krütten	Team Motopark	11:02:54.892	1:42.204
52	4	82 Ramirez - Aron	GetSpeed	11:03:09.544	1:46.024
53	1	77 Alfredo Hernández	BDR Competition / BDR Grupo Prom Racing Team	11:03:23.643	1:49.292
54	1	51 Bennett - Mosca	AF Corse	11:03:29.605	1:44.044
55	4	5 Jedliński - Korzeniowski	Olimp Racing	11:03:30.262	2:05.594
56	4	26 Blanchemain - Påverud	Sainteloc Racing	11:03:43.781	1:46.104
57	1	6 Jans - Walker	GetSpeed	11:03:54.867	1:44.579
58	1	777 Jedliński - Basz	Olimp Racing	11:04:00.434	1:46.965
59	1	18 Nesov - Kizilov	Dinamic GT	11:04:17.880	1:42.905
60	1	33 Macdonald - Kell	Greystone GT	11:04:27.164	1:44.480
61	1	54 Müller - Mettler	CBRX by SPS	11:04:28.237	1:51.289
62	1	75 Salaquarda - Milota	Team ISR	11:04:36.078	1:54.847
63	1	1 Reicher - Haase	Eastalent Racing	11:04:42.575	1:43.020
64	4	13 Visoiu - Krütten	Team Motopark	11:04:45.201	1:50.309
65	1	82 Ramirez - Aron	GetSpeed	11:04:54.244	1:44.700
66	4	77 Alfredo Hernández	BDR Competition / BDR Grupo Prom Racing Team	11:05:11.655	1:48.012
67	1	51 Bennett - Mosca	AF Corse	11:05:14.283	1:44.678
68	1	4 Porter - Meakin	Optimum Motorsport	11:05:18.859	1:50.438
69	4	6 Jans - Walker	GetSpeed	11:05:38.037	1:43.170
70	1	108 Naran - Jackson	Vimana by GetSpeed	11:05:50.358	1:44.057
71	1	777 Jedliński - Basz	Olimp Racing	11:05:50.529	1:50.095
72	1	77 Alfredo Hernández	BDR Competition / BDR Grupo Prom Racing Team	11:06:59.977	1:48.322
73	1	55 De Meeus - Abril	AF Corse	11:07:12.242	1:47.476
74	4	6 Jans - Walker	GetSpeed	11:07:21.207	1:43.170
75	1	108 Naran - Jackson	Vimana by GetSpeed	11:07:33.970	1:43.612
76	1	82 Ramirez - Aron	GetSpeed	11:08:23.391	1:43.979
77	1	65 Neumann - Dunner	Team Motopark	11:08:26.289	1:48.041
78	1	79 Zelger - Babini	Tsunami RT	11:08:40.844	1:47.527

The Stewards:





Autodromo Int. do Algarve
International GT Open
Free practice - 1
Track Limit



The Stewards, having received a report from Race Director, have considered the following matter and determine the following:

Session Free practice - 1

Fact The cars below did not use the track at the turns listed below

Infringement Breach of Appendix L Chapter IV Article 2 c) of the FIA International Sporting Code and Article 19.4/19.5 of the Sporting Regulations.

Decision Deletion of the lap times shown in accordance with Article 12.4.1.e of the FIA International Sporting Code.

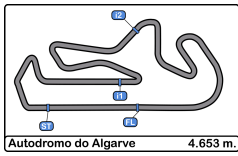
Note

- Certain decisions of the Stewards are subject to appeal (Article 15 of the FIA International Sporting Code).
- These penalties are not subject to appeal Article.12.3.4 of the FIA International Sporting Code and Article 16.5 of the Sporting Regulations.
- According to Article.12.3.3.b of the FIA International Sporting Code these decisions become immediately binding even in case of an appeal.

Ord	Turn	Nº Driver	Entrant/Team	Time of Day	Lap Time
79	1	6 Jans - Walker	GetSpeed	11:09:04.278	1:43.071
80	1	11 Révész - Cairoli	Team Motopark	11:09:24.502	1:43.424
81	1	108 Naran - Jackson	Vimana by GetSpeed	11:09:26.151	1:52.181
82	1	18 Nesov - Kizilov	Dinamic GT	11:09:27.377	1:43.138
83	4	5 Jedliński - Korzeniowski	Olimp Racing	11:09:30.462	1:45.052
84	4	33 Macdonald - Kell	Greystone GT	11:09:55.451	3:38.881
85	1	82 Ramirez - Aron	GetSpeed	11:10:07.670	1:44.279
86	1	17 Lebbon - Emson	Elite Motorsport with Endre Race Engineering	11:10:28.216	1:44.597
87	4	55 De Meeus - Abril	AF Corse	11:10:45.164	1:46.413
88	4	86 Gudmundsson - Gissurason	Team Thor	11:10:46.135	1:51.243
89	1	28 Bonduel - Dörrbecker	BDR Competition / BDR Grupo Prom Racing Team	11:10:51.734	1:43.741
90	1	31 Hash - Fontana	Car Collection Motorsport	11:11:10.491	1:52.036
91	1	108 Naran - Jackson	Vimana by GetSpeed	11:11:10.614	1:44.463
92	1	18 Nesov - Kizilov	Dinamic GT	11:11:16.099	1:48.722
93	1	19 Rogalski - Ugran	Oregon Team	11:11:19.851	1:46.190
94	1	75 Salaquarda - Milota	Team ISR	11:12:25.923	1:44.917
95	4	54 Müller - Mettler	CBRX by SPS	11:12:33.314	1:43.106
96	4	63 Doquin - Petrov	Oregon Team	11:14:25.540	1:43.924
97	4	26 Blanchemain - Pâverud	Sainteloc Racing	11:14:32.357	7:08.697
98	4	1 Reicher - Haase	Eastalent Racing	11:14:43.987	1:52.741
99	4	80 Ludwig - Velasco	Mertel Motorsport	11:15:44.960	14:31.814
100	4	777 Jedliński - Basz	Olimp Racing	11:15:55.466	1:45.998
101	4	13 Visoiu - Krütten	Team Motopark	11:30:26.842	4:29.771
102	4	108 Naran - Jackson	Vimana by GetSpeed	11:30:34.168	1:44.521
103	4	777 Jedliński - Basz	Olimp Racing	11:30:48.682	1:45.493
104	1	54 Müller - Mettler	CBRX by SPS	11:32:02.807	1:45.512
105	1	9 Bartone - Schiller	GetSpeed	11:32:06.567	1:43.089
106	4	108 Naran - Jackson	Vimana by GetSpeed	11:32:18.605	1:44.437
107	1	63 Doquin - Petrov	Oregon Team	11:33:06.300	1:44.016
108	1	33 Macdonald - Kell	Greystone GT	11:33:08.514	1:43.199
109	1	51 Bennett - Mosca	AF Corse	11:33:18.146	1:43.258
110	4	86 Gudmundsson - Gissurason	Team Thor	11:33:29.815	1:48.011
111	4	13 Visoiu - Krütten	Team Motopark	11:33:54.514	1:43.638
112	1	9 Bartone - Schiller	GetSpeed	11:33:55.200	1:48.633
113	4	108 Naran - Jackson	Vimana by GetSpeed	11:34:04.231	1:45.626
114	4	6 Jans - Walker	GetSpeed	11:34:36.354	3:31.074
115	4	28 Bonduel - Dörrbecker	BDR Competition / BDR Grupo Prom Racing Team	11:34:43.854	3:32.996
116	1	33 Macdonald - Kell	Greystone GT	11:34:54.934	1:46.420
117	4	82 Ramirez - Aron	GetSpeed	11:34:57.724	1:53.606

The Stewards:





Autodromo Int. do Algarve
International GT Open
Free practice - 1
Track Limit



The Stewards, having received a report from Race Director, have considered the following matter and determine the following:

Session Free practice - 1
Fact The cars below did not use the track at the turns listed below

Infringement Breach of Appendix L Chapter IV Article 2 c) of the FIA International Sporting Code and Article 19.4/19.5 of the Sporting Regulations.

Decision Deletion of the lap times shown in accordance with Article 12.4.1.e of the FIA International Sporting Code.

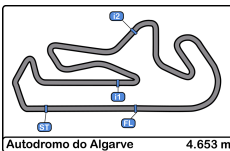
Note

- Certain decisions of the Stewards are subject to appeal (Article 15 of the FIA International Sporting Code).
- These penalties are not subject to appeal Article.12.3.4 of the FIA International Sporting Code and Article 16.5 of the Sporting Regulations.
- According to Article.12.3.3.b of the FIA International Sporting Code these decisions become immediately binding even in case of an appeal.

Ord	Turn	Nº Driver	Entrant/Team	Time of Day	Lap Time
118	1	11 Révész - Cairoli	Team Motopark	11:35:23.980	2:03.585
119	1	77 Alfredo Hernández	BDR Competition / BDR Grupo Prom Racing Team	11:35:28.400	1:49.878
120	4	54 Müller - Mettler	CBRX by SPS	11:35:41.454	1:53.521
121	4	13 Visoiu - Krütten	Team Motopark	11:35:46.692	1:52.178
122	1	5 Jedliński - Korzeniowski	Olimp Racing	11:35:56.225	1:50.785
123	4	63 Doquin - Petrov	Oregon Team	11:36:36.771	1:44.354
124	4	10 Grove - Grove	Iron Lynx	11:36:39.109	1:49.593
125	4	33 Macdonald - Kell	Greystone GT	11:36:45.399	1:50.465
126	1	77 Alfredo Hernández	BDR Competition / BDR Grupo Prom Racing Team	11:37:18.513	1:50.113
127	4	75 Salaquarda - Milota	Team ISR	11:38:41.666	1:47.074
128	4	77 Alfredo Hernández	BDR Competition / BDR Grupo Prom Racing Team	11:39:06.759	1:48.246
129	4	54 Müller - Mettler	CBRX by SPS	11:39:47.540	4:06.086
130	4	77 Alfredo Hernández	BDR Competition / BDR Grupo Prom Racing Team	11:40:54.527	1:47.768

The Stewards:





Autodromo Int. do Algarve
International GT Open
Free practice - 1
Provisional Results by Category



PROAM																
Cls	N°	Entrant/Team	Nat	Driver 1	Nat	Driver 2	Nat	Vehicle	Cat	Cls	Laps	Best	Time	Gap	Interval	Km/h
1	20	SPS Automotive Performance	DEU	Valentin Pierburg	DEU	Dominik Baumann	AUT	Mercedes AMG GT3 EVO	PROAM	1	23	3	1:41.721			164.6
2	65	Team Motopark	DEU	Heiko Neumann	DEU	Lukas Dunner	AUT	Mercedes AMG GT3 EVO	PROAM	2	24	3	1:42.051	0.330	0.330	164.1
3	6	GetSpeed	DEU	Steve Jans	LUX	Aaron Walker	GBR	Mercedes AMG GT3 EVO	PROAM	3	24	4	1:42.538	0.817	0.487	163.3
4	31	Car Collection Motorsport	DEU	Hash	USA	Alex Fontana	CHE	Porsche 911 GT3 R (992)	PROAM	4	27	2	1:42.584	0.863	0.046	163.2
5	54	CBRX by SPS	DEU	Dexter Müller	CHE	Yannick Mettler	CHE	Mercedes AMG GT3 EVO	PROAM	5	24	5	1:42.615	0.894	0.031	163.2
6	55	AF Corse	ITA	Laurent De Meeus	BEL	Vincent Abril	FRA	Ferrari 296 GT3	PROAM	6	26	5	1:42.729	1.008	0.114	163.0
7	777	Olimp Racing	POL	Marcin Jedliński	POL	Karol Basz	POL	Ferrari 296 GT3	PROAM	7	20	2	1:42.766	1.045	0.037	162.9
8	79	Tsunami RT	SMR	Johannes Zelger	ITA	Fabio Babini	ITA	Porsche 911 GT3 R (992)	PROAM	8	26	5	1:42.772	1.051	0.006	162.9
9	10	Iron Lynx	ITA	Brenton Grove	AUS	Stephen Grove	AUS	Mercedes AMG GT3 EVO	PROAM	9	26	4	1:43.412	1.691	0.640	161.9
10	75	Team ISR	CZE	Filip Salaquarda	CZE	Libor Milota	CZE	Audi R8 LMS GT3 EVO II	PROAM	10	20	2	1:43.575	1.854	0.163	161.7
11	26	Sainteloc Racing	FRA	Michael Blanchemain	FRA	Marcus Páverud	NOR	Audi R8 LMS GT3 EVO II	PROAM	11	19	4	1:43.769	2.048	0.194	161.4
12	108	Vimana by GetSpeed	DEU	Ameerh Naran	ZHE	Tom Jackson	GBR	Mercedes AMG GT3 EVO	PROAM	12	22	4	1:43.925	2.204	0.156	161.1
13	80	Mertel Motorsport	DEU	Luca Ludwig	ZHE	Iván Velasco	ESP	Ferrari 488 GT3 Evo	PROAM	13	14	10	1:45.999	4.278	2.074	158.0

PRO																
Cls	N°	Entrant/Team	Nat	Driver 1	Nat	Driver 2	Nat	Vehicle	Cat	Cls	Laps	Best	Time	Gap	Interval	Km/h
1	9	GetSpeed	DEU	Anthony Bartone	USA	Fabian Schiller	DEU	Mercedes AMG GT3 EVO	PRO	1	25	3	1:41.845			164.4
2	18	Dinamic GT	ITA	Alexey Nesov	IND	Maksim Kizilov	IND	Porsche 911 GT3 R (992)	PRO	2	20	5	1:42.064	0.219	0.219	164.1
3	11	Team Motopark	DEU	Levente Révész	HUN	Matteo Cairoli	ITA	Mercedes AMG GT3 EVO	PRO	3	17	3	1:42.163	0.318	0.099	163.9
4	13	Team Motopark	DEU	Robert Visoiu	HUN	Niklas Krütten	DEU	Mercedes AMG GT3 EVO	PRO	4	19	2	1:42.267	0.422	0.104	163.7
5	33	Greystone GT	GBR	Dean Macdonald	GBR	James Kell	GBR	McLaren 720S GT3 EVO	PRO	5	26	8	1:42.867	1.022	0.600	162.8
6	28	BDR Competition / BDR Grupo Prom Racing Team	BEL	Amaury Bonduel	FRA	Luis Michael Dörbbecker	MEX	Mercedes AMG GT3 EVO	PRO	6	25	5	1:42.938	1.093	0.071	162.7
7	4	Optimum Motorsport	GBR	Michael Porter	GBR	Zac Meakin	GBR	McLaren 720S GT3 EVO	PRO	7	23	6	1:42.942	1.097	0.004	162.7
8	63	Oregon Team	ITA	Antoine Doquin	FRA	Artem Petrov	ISR	Lamborghini Huracán GT3 EVO2	PRO	8	25	5	1:43.024	1.179	0.082	162.5
9	51	AF Corse	ITA	Carl Bennett	ITA	Tommaso Mosca	ITA	Ferrari 296 GT3	PRO	9	27	26	1:43.071	1.226	0.047	162.5
10	1	Eastalent Racing	AUT	Simon Reicher	AUT	Christopher Haase	DEU	Audi R8 LMS GT3 EVO II	PRO	10	22	2	1:43.072	1.227	0.001	162.5
11	17	Elite Motorsport with Entire Race Engineering	GBR	Tom Lebbon	GBR	Tom Emson	GBR	Ferrari 296 GT3	PRO	11	17	3	1:43.074	1.229	0.002	162.5
12	82	GetSpeed	DEU	Marcelo Ramírez	MEX	Ralf Aron	EST	Mercedes AMG GT3 EVO	PRO	12	27	19	1:43.080	1.235	0.006	162.5
13	19	Oregon Team	ITA	Robin Rogalski	POL	Filip Ugran	ROU	Lamborghini Huracán GT3 EVO2	PRO	13	21	3	1:43.638	1.793	0.558	161.6

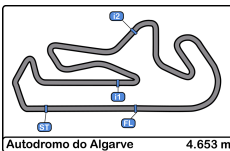
AM																
Cls	N°	Entrant/Team	Nat	Driver 1	Nat	Driver 2	Nat	Vehicle	Cat	Cls	Laps	Best	Time	Gap	Interval	Km/h
1	5	Olimp Racing	POL	Stanislaw Jedliński	POL	Krystian Korzeniowski	POL	Ferrari 296 GT3	AM	1	22	15	1:43.381			162.0

Published at:.....

Track Temp: 16.7 °C Air Temp: 17.1 °C Humidity: 76 % Track Status: DRY

Race Director: Alessandro Ferrari	Timekeeper: Luis Garcia
--	--------------------------------





Autodromo Int. do Algarve
International GT Open
Free practice - 1
Provisional Results by Category



Autodromo do Algarve 4.653 m.

AM																
Cls	Nº	Entrant/Team	Nat	Driver 1	Nat	Driver 2	Nat	Vehicle	Cat	Cls	Laps	Best	Time	Gap	Interval	Km/h
2	21	AF Corse	ITA	Gino Forgione	CHE	Michele Rugolo	ITA	Ferrari 296 GT3	AM	2	25	7	1:43.441	0.060	0.060	161.9
3	188	Garage 59	GBR	Mark Sansom	GBR	Miguel Ramos	PRT	McLaren 720S GT3 EVO	AM	3	27	22	1:44.589	1.208	1.148	160.1
4	86	Team Thor	ISL	Audunn Gudmundsson	ISL	Thorvaldur Gissurarson	ISL	Porsche 911 GT3 R (992)	AM	4	22	8	1:44.906	1.525	0.317	159.6
5	77	BDR Competition / BDR Grupo Prom Racing Team	BEL	Alfredo Hernández	MEX			Mercedes AMG GT3 EVO	AM	5	22	14	1:47.040	3.659	2.134	156.4

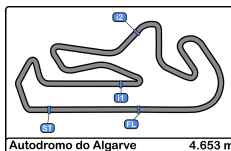
Published at:.....

Track Temp: 16.7 °C Air Temp: 17.1 °C Humidity: 76 % Track Status: DRY

Race Director: Alessandro Ferrari

Timekeeper: Luis Garcia





Autodromo Int. do Algarve
International GT Open
Free practice - 1
Lap Analysis

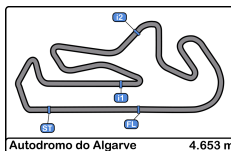


Autodromo do Algarve 4.653 m.

1 Simon Reicher Audi R8 LMS GT3 EVO II							5 Stanislaw Jedliński Ferrari 296 GT3								
PRO Christopher Haase Eastalent Racing							AM Krystian Korzeniowski Olimp Racing								
Lap	D	Time	Sector 1	Sector 2	Sector 3	T. Spd	Elapsed	Lap	D	Time	Sector 1	Sector 2	Sector 3	T. Spd	Elapsed
1		10:51:07.007	10:49:51.898	35.582	39.527		10:51:07.007	1		10:49:42.457	10:48:24.993	36.057	41.407		10:49:42.457
2		1:43.072	32.502	32.390	38.180	250.5	10:52:50.079	2		1:58.994	35.534	39.012	44.448	242.6	10:51:41.451
3		1:44.534	32.961	32.807	38.766	255.3	10:54:34.613	3		1:54.429	34.781	35.304	44.344	246.5	10:53:35.880
4		1:43.322	32.624	32.534	38.164	252.3	10:56:17.935	4		1:53.576	34.825	35.554	43.197	249.4	10:55:29.456
5		1:49.690 P	32.592	32.473	44.625	252.9	10:58:07.625	5		1:56.772	35.167	36.072	44.533	244.8	10:57:25.228
6		3:08.767	1:51.048	34.880	42.839		11:01:16.392	6		1:56.184	35.601	36.640	43.940	233.7	10:59:21.409
7		1:43.163	32.456	32.281	38.426	251.7	11:02:59.555	7		2:03.259	36.921	37.846	48.492	241.0	11:01:24.668
8		1:43.920	32.271	32.362	38.387	254.1	11:04:42.575	8		2:05.594 P	35.849	36.246	53.499	238.9	11:03:30.262
9		1:49.220 P	32.673	32.664	43.883	253.5	11:06:31.795	9		4:15.148	3:00.963	35.696	38.489		11:07:45.410
10		6:19.451	5:02.738	32.800	43.913		11:12:51.246	10		1:45.052	32.761	32.614	39.677	255.9	11:09:30.462
11		1:52.741	32.571	32.313	47.857	252.3	11:14:43.987	11		1:43.912	32.862	32.752	38.298	256.5	11:11:14.374
12		1:49.091 P	32.450	32.646	43.995	251.7	11:16:33.078	12		1:51.065 P	32.859	32.891	45.315	254.7	11:13:05.439
13		4:40.876	3:21.837	32.561	46.478		11:21:13.954	13		6:37.394	5:20.485	33.101	43.808		11:19:42.833
14		1:43.413	32.388	32.590	38.435	251.1	11:22:57.367	14		1:45.576	32.924	32.874	39.778	253.5	11:21:28.409
15		1:44.717	32.937	32.534	39.246	254.1	11:24:42.084	15		1:43.381	32.351	32.825	38.205	258.3	11:23:11.790
16		1:48.630 P	32.614	32.534	43.482	252.9	11:26:30.714	16		1:43.695	32.497	32.968	38.230	256.5	11:24:55.485
17		3:01.548	1:47.493	33.431	40.624		11:29:32.262	17		1:44.208	32.673	32.813	38.722	255.9	11:26:39.693
18		1:44.784	33.047	32.912	38.825	251.1	11:31:17.046	18		1:49.598 P	32.704	32.849	44.045	254.7	11:28:29.291
19		1:56.831	32.824	32.786	51.221	251.1	11:33:13.877	19		3:52.212	2:39.084	32.852	40.276		11:32:21.503
20		1:49.581 P	32.889	32.813	43.879	249.4	11:35:03.458	20		1:43.937	32.813	32.821	38.303	254.1	11:34:05.440
21		4:27.376	3:13.602	33.042	40.732		11:39:30.834	21		1:50.785 P	32.789	33.334	44.662	255.9	11:35:56.225
22		2:09.751 P	32.865	32.791	1:04.095	250.5	11:41:40.585	22		6:29.005 P	4:36.027	35.829	1:17.149		11:42:25.230

4 Michael Porter McLaren 720S GT3 EVO							6 Steve Jans Mercedes AMG GT3 EVO								
PRO Zac Meakin Optimum Motorsport							PROAM Aaron Walker GetSpeed								
Lap	D	Time	Sector 1	Sector 2	Sector 3	T. Spd	Elapsed	Lap	D	Time	Sector 1	Sector 2	Sector 3	T. Spd	Elapsed
1		10:50:04.440	10:48:50.895	34.947	38.598		10:50:04.440	1		10:50:35.041	10:49:24.087	32.759	38.195		10:50:35.041
2		1:43.214	32.382	32.552	38.280	251.1	10:51:47.654	2		1:42.675	32.581	32.349	37.745	251.1	10:52:17.716
3		1:44.642	32.770	32.500	39.242	252.3	10:53:32.166	3		1:46.736	32.137	32.309	42.290	252.9	10:54:04.452
4		1:42.883	32.316	32.277	38.290	252.9	10:55:15.049	4		1:42.538	32.134	32.481	37.923	253.5	10:55:46.990
5		1:43.742	32.444	32.664	38.604	253.5	10:56:58.761	5		1:50.090 P	32.333	32.275	45.482	255.9	10:57:37.080
6		1:42.942	32.335	32.477	38.130	252.3	10:58:41.703	6		4:33.208	3:20.979	33.173	39.056		11:02:10.288
7		1:48.016 P	32.195	32.533	43.288	253.5	11:00:29.719	7		1:44.679	32.991	33.034	38.554	251.7	11:03:54.867
8		2:58.702	1:47.086	32.994	38.622		11:03:28.421	8		1:43.170	32.608	32.249	38.313	252.3	11:05:38.037
9		1:50.438	33.860	36.064	40.514	252.3	11:05:18.859	9		1:43.170	32.335	32.612	38.223	253.5	11:07:21.207
10		1:43.914	32.793	32.780	38.341	254.1	11:07:02.773	10		1:43.074	32.389	32.640	38.042	253.5	11:09:04.278
11		1:44.624	32.807	32.786	39.031	255.3	11:08:47.397	11		1:50.847 P	32.812	33.264	44.771	254.1	11:10:55.125
12		1:43.085	32.297	32.572	38.216	254.1	11:10:30.482	12		7:50.125	6:38.135	33.164	38.826		11:18:45.250
13		1:50.059 P	33.478	32.788	43.793	255.3	11:12:20.541	13		1:44.741	32.918	32.973	38.850	252.9	11:20:29.991
14		4:14.313	2:57.544	33.908	42.861		11:16:34.854	14		1:44.823	32.818	33.364	38.641	253.5	11:22:14.814
15		1:43.973	32.823	32.742	38.408	250.5	11:18:18.827	15		1:44.915	32.679	33.372	38.864	254.1	11:23:59.729
16		1:43.814	32.446	32.551	38.817	253.5	11:20:02.641	16		1:44.478	32.969	32.677	38.832	255.9	11:25:44.207
17		1:44.120	32.943	32.737	38.440	257.1	11:21:46.761	17		1:44.276	32.643	32.782	38.851	252.3	11:27:28.483
18		1:42.989	32.206	32.578	38.205	252.3	11:23:29.750	18		1:45.113	33.416	33.021	38.676	251.1	11:29:13.596
19		1:48.696 P	32.581	32.670	43.445	254.1	11:25:18.446	19		1:51.684 P	34.160	33.068	44.456	251.7	11:31:05.280
20		12:08.481	10:47.192	37.053	44.236		11:37:26.927	20		3:31.074	2:18.785	33.211	39.078		11:34:36.354
21		1:44.397	32.888	33.008	38.501	251.7	11:39:11.324	21		1:44.069	32.675	32.868	38.526	251.7	11:36:20.423
22		1:43.875	32.569	32.991	38.315	254.1	11:40:55.199	22		1:44.507	32.686	33.145	38.676	253.5	11:38:04.930
23		3:19.966 P	1:02.780	1:00.904	1:16.282	104.7	11:44:15.165	23		1:43.928	32.616	32.822	38.490	251.1	11:39:48.858
								24		2:21.547 P	32.531	33.219	1:15.797	254.7	11:42:10.405





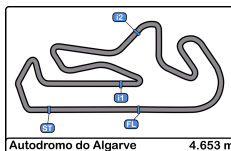
Autodromo Int. do Algarve
International GT Open
Free practice - 1
Lap Analysis



Autodromo do Algarve 4.653 m.

9 Anthony Bartone Mercedes AMG GT3 EVO							11 Levente Révész Mercedes AMG GT3 EVO								
PRO Fabian Schiller							PRO Matteo Cairoli Team Motopark								
Lap	D	Time	Sector 1	Sector 2	Sector 3	T. Spd	Elapsed	Lap	D	Time	Sector 1	Sector 2	Sector 3	T. Spd	Elapsed
1		10:51:57.329	10:50:24.269	48.342	44.718		10:51:57.329	1		10:56:46.509	10:55:32.515	34.162	39.832		10:56:46.509
2		1:42.017	32.237	32.127	37.653	254.1	10:53:39.346	2		1:42.397	32.437	32.220	37.740	254.7	10:58:28.906
3		1:41.845	31.993	32.011	37.841	255.3	10:55:21.191	3		1:42.163	32.066	32.146	37.951	255.3	11:00:11.069
4		1:47.947 P	31.924	32.060	43.963	255.9	10:57:09.138	4		1:44.917	31.984	32.212	40.721	256.5	11:01:55.986
5		2:59.593	1:47.936	32.983	38.674		11:00:08.731	5		1:48.160 P	32.049	32.266	43.845	256.5	11:03:44.146
6		1:44.546	33.238	33.043	38.265	252.9	11:01:53.277	6		3:56.932	2:43.828	33.683	39.421		11:07:41.078
7		1:43.681	32.557	32.731	38.393	253.5	11:03:36.958	7		1:43.424	32.676	32.716	38.032	253.5	11:09:24.502
8		1:44.037	32.361	32.742	38.934	253.5	11:05:20.995	8		1:43.919	32.647	32.831	38.441	254.1	11:11:08.421
9		1:43.453	32.363	32.708	38.382	256.5	11:07:04.448	9		1:44.307	32.591	32.833	38.883	253.5	11:12:52.728
10		1:44.270	32.440	32.656	39.174	257.7	11:08:48.718	10		1:43.402	32.399	32.691	38.312	254.7	11:14:36.130
11		1:53.154 P	33.423	33.813	45.918	254.7	11:10:41.872	11		1:50.628 P	32.890	33.430	44.308	254.1	11:16:26.758
12		6:06.380	4:55.193	32.834	38.353		11:16:48.252	12		13:13.138	11:40.696	46.332	46.110		11:29:39.896
13		1:42.711	32.172	32.444	38.095	252.9	11:18:30.963	13		1:50.967	35.626	34.847	40.494	242.6	11:31:30.863
14		1:43.029	32.211	32.651	38.167	254.1	11:20:13.992	14		1:49.532	34.371	33.718	41.443	248.8	11:33:20.395
15		1:43.559	32.565	32.712	38.282	256.5	11:21:57.551	15		2:03.585	39.702	42.426	41.457	204.5	11:35:23.980
16		1:49.581 P	32.068	32.679	44.834	255.9	11:23:47.132	16		1:54.844 P	33.252	33.759	47.833	250.5	11:37:18.824
17		3:10.254	1:58.947	32.607	38.700		11:26:57.386	17		3:54.814 P	2:37.911	33.079	43.824		11:41:13.638
18		1:43.095	32.325	32.639	38.131	253.5	11:28:40.481	13 Robert Visoiu Mercedes AMG GT3 EVO							
19		1:42.997	32.270	32.457	38.270	253.5	11:30:23.478	PRO Niklas Krütten Team Motopark							
20		1:43.089	32.136	32.551	38.402	254.7	11:32:06.567	Lap	D	Time	Sector 1	Sector 2	Sector 3	T. Spd	Elapsed
21		1:43.633 P	32.335	32.465	43.833	254.7	11:33:55.200	1		10:57:45.956	10:56:34.088	33.274	38.594		10:57:45.956
22		3:29.875	2:16.333	33.714	39.828		11:37:25.075	2		1:42.267	32.242	32.403	37.622	253.5	10:59:28.223
23		1:44.298	32.729	32.934	38.635	250.5	11:39:09.373	3		1:44.465	32.473	33.913	38.079	254.1	11:01:12.688
24		1:45.611	32.657	33.437	39.517	254.1	11:40:54.984	4		1:42.204	32.154	32.179	37.871	252.9	11:02:54.892
25		3:15.451 P	56.235	1:01.733	1:17.483	177.9	11:44:10.435	5		1:50.309 P	32.475	33.238	44.596	254.7	11:04:45.201
10 Brenton Grove Mercedes AMG GT3 EVO							6 7:11.184 5:57.079 33.786 40.319 11:11:56.385								
PROAM Stephen Grove Iron Lynx							7 1:45.074 33.206 33.045 38.823 250.5 11:13:41.459								
Lap	D	Time	Sector 1	Sector 2	Sector 3	T. Spd	Elapsed	8		1:44.325	32.760	32.785	38.780	252.3	11:15:25.784
1		10:47:59.860	10:46:42.513	33.863	43.484		10:47:59.860	9		1:45.479	33.682	33.054	38.743	253.5	11:17:11.263
2		1:43.605	32.528	32.736	38.341	247.7	10:49:43.465	10		1:43.624	32.415	32.774	38.435	252.9	11:18:54.887
3		1:43.598	33.076	32.648	42.874	252.3	10:51:32.063	11		1:44.118	32.641	32.897	38.580	254.1	11:20:39.005
4		1:43.412	32.563	32.085	38.764	250.0	10:53:15.475	12		1:44.315	32.512	32.701	39.102	253.5	11:22:23.320
5		1:43.928	32.255	32.342	38.431	252.3	10:54:58.503	13		1:44.582	32.548	33.010	39.024	254.7	11:24:07.902
6		1:51.932 P	32.524	32.345	47.063	251.7	10:56:50.435	14		1:49.169 P	32.616	32.935	43.618	257.7	11:25:57.071
7		4:30.201	3:12.603	34.676	42.922		11:01:20.636	15		1:49.774	3:18.446	32.825	38.500		11:30:26.842
8		1:53.549	36.896	35.417	41.236	244.3	11:03:14.185	16		1:44.034	32.727	32.736	38.571	252.3	11:32:10.876
9		1:47.063	33.661	33.828	39.574	246.5	11:05:01.248	17		1:43.638	32.467	32.848	38.323	254.1	11:33:54.514
10		1:46.947	33.178	33.370	40.399	250.5	11:06:48.195	18		1:52.178 P	32.620	32.864	46.694	254.7	11:35:46.692
11		1:46.132	33.008	33.345	39.779	248.8	11:08:34.327	19		7:18.774 P	5:11.392	50.792	1:16.590		11:43:05.466
12		1:52.019 P	33.057	33.378	45.584	249.4	11:10:26.346								
13		3:55.772	2:42.592	33.808	39.372		11:14:22.118								
14		1:45.786	33.110	33.441	39.235	248.8	11:16:07.904								
15		1:46.828	32.923	33.339	40.566	249.4	11:17:54.732								
16		1:53.572 P	34.453	33.617	45.502	243.7	11:19:48.304								
17		3:11.470	1:57.454	33.968	40.048		11:22:59.774								
18		1:49.429 P	32.361	32.664	44.404	250.5	11:24:49.203								
19		3:01.856	1:49.752	32.863	39.241		11:27:51.059								
20		1:44.557	32.677	32.938	38.942	247.7	11:29:35.616								
21		1:44.531	32.656	32.990	38.885	248.8	11:31:20.147								
22		1:44.157	32.561	32.611	38.985	251.1	11:33:04.304								
23		1:45.212	33.324	32.915	38.973	248.8	11:34:49.516								
24		1:49.593 P	32.390	33.150	44.053	250.0	11:36:39.109								
25		3:02.345	1:48.186	33.698	40.461		11:39:41.454								
26		2:22.509 P	33.203	35.037	1:14.269	248.2	11:42:03.963								



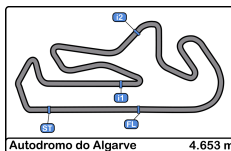


Autodromo Int. do Algarve
International GT Open
Free practice - 1
Lap Analysis



17							19								
Tom Lebbon			Ferrari 296 GT3				Robin Rogalski			Lamborghini Huracán GT3 EVO2					
PRO Tom Emson			Elite Motorsport				PRO Filip Ugran			Oregon Team					
Lap	D	Time	Sector 1	Sector 2	Sector 3	T. Spd	Elapsed	Lap	D	Time	Sector 1	Sector 2	Sector 3	T. Spd	Elapsed
1		10:52:05.130	10:50:50.951	34.822	39.357		10:52:05.130	1		10:52:28.747	10:51:13.455	35.186	40.106		10:52:28.747
2		1:43.880	32.724	33.044	38.112	251.1	10:53:49.010	2		1:44.098	33.037	32.875	38.186	250.0	10:54:12.845
3		1:43.074	32.377	32.670	38.027	253.5	10:55:32.084	3		1:43.638	32.786	32.624	38.228	251.7	10:55:56.483
4		1:49.899 P	32.838	32.980	44.081	254.1	10:57:21.983	4		1:43.379	32.325	32.652	38.393	254.1	10:57:39.853
5		11:21.636	10:09.996	33.197	38.443		11:08:43.619	5		1:43.844	32.599	32.537	38.708	254.1	10:59:23.697
6		1:44.597	32.649	32.910	39.038	251.7	11:10:28.216	6		1:51.518 P	34.213	33.093	44.212	252.9	11:01:15.215
7		1:43.789	32.661	32.666	38.462	252.3	11:12:12.005	7		3:01.302	1:48.032	34.180	39.090		11:04:16.517
8		1:43.871	32.688	32.596	38.587	251.7	11:13:55.876	8		1:47.567	33.136	33.995	40.436	250.5	11:06:04.084
9		1:43.683	32.521	32.586	38.576	252.3	11:15:39.559	9		1:44.820	32.843	33.123	38.854	251.7	11:07:48.904
10		1:44.176	32.527	32.862	38.787	251.7	11:17:23.735	10		1:44.757	32.570	32.854	39.333	252.9	11:09:33.661
11		1:43.788	32.504	32.941	38.343	254.1	11:19:07.523	11		1:46.190	32.742	32.929	40.519	251.7	11:11:19.851
12		1:43.693	32.580	32.833	38.280	255.3	11:20:51.216	12		1:44.987	32.818	33.431	38.738	249.4	11:13:04.838
13		1:49.921 P	32.494	33.460	43.967	253.5	11:22:41.137	13		1:45.006	32.627	33.221	39.158	252.3	11:14:49.844
14		3:43.936	2:32.505	32.827	38.604		11:26:25.073	14		1:48.029	34.238	34.252	39.539	252.9	11:16:37.873
15		1:44.015	32.690	32.791	38.534	251.1	11:28:09.088	15		1:45.118	32.991	33.044	39.083	250.5	11:18:22.991
16		1:44.159	32.761	32.875	38.523	251.7	11:29:53.247	16		1:51.128 P	32.923	32.937	45.268	251.7	11:20:14.119
17		1:50.884 P	33.123	34.010	43.751	252.9	11:31:44.131	17		3:05.998	1:51.968	33.572	40.458		11:23:20.117
18							20								
Alexey Nesov			Porsche 911 GT3 R (992)				Valentin Pierburg			Mercedes AMG GT3 EVO					
PRO Maksim Kizilov			Dinamic GT				PROAM Dominik Baumann			SPS Automotive Performance					
Lap	D	Time	Sector 1	Sector 2	Sector 3	T. Spd	Elapsed	Lap	D	Time	Sector 1	Sector 2	Sector 3	T. Spd	Elapsed
1		10:48:07.499	10:46:47.516	35.619	44.364		10:48:07.499	1		10:52:40.673	10:51:29.103	33.556	38.014		10:52:40.673
2		1:42.653	32.419	32.320	37.914	255.9	10:49:50.152	2		1:42.049	32.173	32.439	37.437	252.3	10:54:22.722
3		1:42.095	32.260	32.107	37.728	257.7	10:51:32.247	3		1:41.721	31.932	32.219	37.570	255.3	10:56:04.443
4		1:47.496	33.500	34.803	39.193	257.1	10:53:19.743	4		1:54.477 P	33.197	34.254	47.026	257.1	10:57:58.920
5		1:42.064	32.066	32.120	37.878	254.7	10:55:01.807	5		5:07.620	3:56.536	32.957	38.127		11:03:06.540
6		1:52.637 P	32.417	33.744	46.476	255.9	10:56:54.444	6		1:42.963	32.512	32.340	38.111	252.9	11:04:49.503
7		3:57.588	2:46.617	32.875	38.096		11:00:52.032	7		1:42.096	32.044	32.296	37.756	254.1	11:06:31.599
8		1:42.943	32.322	32.575	38.046	252.9	11:02:34.975	8		1:42.334	32.060	32.507	37.767	254.7	11:08:13.933
9		1:42.905	32.245	32.666	37.994	253.5	11:04:17.880	9		1:42.636	32.156	32.510	37.970	254.1	11:09:56.569
10		1:42.974	32.237	32.634	38.103	255.3	11:06:00.854	10		1:45.514	32.161	32.672	40.681	255.3	11:11:42.083
11		1:43.385	32.265	32.884	38.236	254.1	11:07:44.239	11		1:43.013	32.241	32.822	37.950	254.1	11:13:25.096
12		1:43.138	32.284	32.608	38.246	255.9	11:09:27.377	12		1:48.219 P	32.300	32.678	43.241	255.3	11:15:13.315
13		1:48.722 P	32.290	32.842	43.590	255.9	11:11:16.099	13		6:21.466	5:10.133	33.097	38.236		11:21:34.781
14		3:50.466	2:32.476	35.490	42.500		11:15:06.565	14		1:43.752	32.476	32.717	38.559	253.5	11:23:18.533
15		1:49.886	34.333	34.542	41.011	244.3	11:16:56.451	15		1:42.859	32.198	32.478	38.183	254.7	11:25:01.392
16		1:47.827	33.903	33.899	40.025	250.0	11:18:44.278	16		1:49.385 P	32.718	32.956	43.711	254.7	11:26:50.777
17		1:48.228	34.469	33.600	40.159	250.0	11:20:32.506	17		4:11.436	2:58.058	34.244	39.134		11:31:02.213
18		1:47.688	33.163	34.007	40.518	251.7	11:22:20.194	18		1:46.100	33.552	33.543	39.005	250.5	11:32:48.313
19		1:48.755	33.512	33.924	41.319	251.7	11:24:08.949	19		1:45.518	33.220	33.440	38.858	251.1	11:34:33.831
20		1:58.971 P	33.029	33.617	52.325	254.7	11:26:07.920	20		1:45.489	33.189	33.485	38.815	250.5	11:36:19.320
								21		1:46.605	33.265	34.235	39.105	251.7	11:38:05.925
								22		1:45.171	32.842	33.588	38.741	253.5	11:39:51.096
								23		2:20.900 P	33.027	34.430	1:13.443	254.1	11:42:11.996





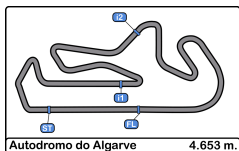
Autodromo Int. do Algarve
International GT Open
Free practice - 1
Lap Analysis



21							28								
Gino Forgione							Amaury Bonduel								
Ferrari 296 GT3							Mercedes AMG GT3 EVO								
AM							PRO								
Michele Rugolo							Luis Michael Dörrbecker								
AF Corse							BDR Grupo Prom Racing Team								
Lap	D	Time	Sector 1	Sector 2	Sector 3	T. Spd	Elapsed	Lap	D	Time	Sector 1	Sector 2	Sector 3	T. Spd	Elapsed
1		10:49:27.750	10:47:57.965	42.795	46.990		10:49:27.750	1		10:49:21.908	10:48:07.969	34.064	39.875		10:49:21.908
2		1:46.665	32.510	33.128	41.027	252.3	10:51:14.415	2		1:55.679	36.356	38.566	40.757	246.0	10:51:17.587
3		1:43.733	32.557	32.754	38.422	252.3	10:52:58.148	3		1:43.242	32.686	32.335	38.221	250.0	10:53:00.829
4		1:43.241	32.593	32.536	38.112	253.5	10:54:41.389	4		1:43.950	32.415	32.285	39.250	252.3	10:54:44.779
5		1:54.440	32.390	35.493	46.557	254.7	10:56:35.829	5		1:42.938	32.677	32.346	37.915	252.3	10:56:27.717
6		1:46.436	32.548	32.620	41.268	252.9	10:58:22.265	6		1:43.995	32.214	32.650	39.131	252.9	10:58:11.712
7		1:43.441	32.631	32.581	38.229	252.9	11:00:05.706	7		1:43.106	32.484	32.438	38.184	248.8	10:59:54.818
8		1:43.477	32.547	32.784	38.146	253.5	11:01:49.183	8		1:50.017 P	32.676	32.469	44.872	251.7	11:01:44.835
9		1:51.378 P	32.379	32.649	46.350	254.1	11:03:40.561	9		5:39.905	4:28.181	33.175	38.549		11:07:24.740
10		7:13.793	5:55.444	37.195	41.154		11:10:54.354	10		1:43.253	32.485	32.742	38.026	254.1	11:09:07.993
11		1:48.384	33.402	34.203	40.779	251.1	11:12:42.738	11		1:43.744	32.440	32.940	38.361	255.3	11:10:51.734
12		1:48.169	34.125	34.387	39.657	251.7	11:14:30.907	12		1:49.253 P	32.439	32.843	43.971	253.5	11:12:40.987
13		1:48.260	33.661	33.719	40.880	251.7	11:16:19.167	13		4:11.736	2:50.873	34.456	46.407		11:16:52.723
14		1:53.581	35.577	37.308	40.696	253.5	11:18:12.748	14		1:45.816	33.227	33.275	39.314	250.0	11:18:38.539
15		1:49.769	33.802	33.829	42.138	251.7	11:20:02.517	15		1:49.276	33.108	36.066	40.102	251.1	11:20:27.815
16		1:49.077	35.214	33.565	40.298	252.3	11:21:51.594	16		1:46.306	33.054	34.052	39.200	251.1	11:22:14.121
17		1:47.955	33.546	33.893	40.516	251.7	11:23:39.549	17		1:45.285	32.929	33.366	38.990	251.7	11:23:59.406
18		1:50.034	34.377	35.736	39.921	251.1	11:25:29.583	18		1:47.104	33.006	34.588	39.510	253.5	11:25:46.510
19		1:55.508 P	33.522	34.076	47.910	252.3	11:27:25.091	19		1:44.905	32.986	33.129	38.790	251.1	11:27:31.415
20		4:43.572	3:28.891	33.120	41.561		11:32:08.663	20		1:45.944	33.165	33.234	39.545	250.5	11:29:17.359
21		1:44.222	32.681	33.039	38.502	252.9	11:33:52.885	21		1:53.499 P	32.944	33.710	46.845	252.3	11:31:10.858
22		1:53.017 P	32.727	33.038	47.252	252.9	11:35:45.902	22		3:32.096	2:18.376	34.775	39.845		11:34:43.854
23		3:10.308	1:58.604	33.047	38.657		11:38:56.210	23		1:46.465	33.424	33.706	39.335	250.5	11:36:30.319
24		1:44.115	32.630	32.975	38.510	253.5	11:40:40.325	24		1:45.149	33.133	33.070	38.946	251.1	11:38:15.468
25		3:00.671 P	44.280	1:00.809	1:15.582	254.1	11:43:40.996	25		1:52.985 P	32.897	33.119	46.969	252.9	11:40:08.453

26							
Michael Blanchemain							
Audi R8 LMS GT3 EVO II							
PROAM							
Marcus Pæverud							
Sainteloc Racing							
Lap	D	Time	Sector 1	Sector 2	Sector 3	T. Spd	Elapsed
1		10:49:35.309	10:48:22.640	33.435	39.234		10:49:35.309
2		1:44.085	32.580	32.897	38.608	253.5	10:51:19.394
3		1:43.803	32.604	32.491	38.708	254.7	10:53:03.197
4		1:43.769	32.606	32.376	38.787	255.9	10:54:46.966
5		1:44.191	32.534	32.695	38.962	255.9	10:56:31.157
6		1:51.189 P	32.586	32.492	46.111	254.7	10:58:22.346
7		3:35.331	2:18.783	36.810	39.738		11:01:57.677
8		1:46.104	33.374	33.404	39.326	252.3	11:03:43.781
9		1:46.035	33.215	33.334	39.486	252.3	11:05:29.816
10		1:53.844 P	33.150	33.301	47.393	252.9	11:07:23.660
11		7:08.697	5:55.503	33.679	39.515		11:14:32.357
12		1:46.134	33.094	33.503	39.537	253.5	11:16:18.491
13		2:17.087 P	55.074	34.716	47.297	251.7	11:18:35.578
14		5:29.600	4:17.346	33.223	39.031		11:24:05.178
15		1:45.096	32.872	33.428	38.796	253.5	11:25:50.274
16		1:45.130	32.863	32.969	39.298	252.9	11:27:35.404
17		1:45.447	32.970	33.207	39.270	251.1	11:29:20.851
18		1:50.859 P	32.834	33.214	44.811	253.5	11:31:11.710
19		12:24.285 P	10:08.717	1:00.296	1:15.272		11:43:35.995





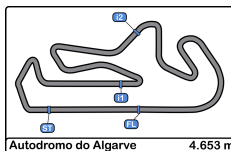
Autodromo Int. do Algarve
International GT Open
Free practice - 1
Lap Analysis



31 Hash Porsche 911 GT3 R (992) **33** Dean Macdonald McLaren 720S GT3 EVO

PROAM Alex Fontana						Car Collection Motorsport						PRO James Kell						Greystone GT					
Lap	D	Time	Sector 1	Sector 2	Sector 3	T. Spd	Elapsed	Lap	D	Time	Sector 1	Sector 2	Sector 3	T. Spd	Elapsed								
1		10:48:04.319	10:46:46.691	35.183	42.445		10:48:04.319	1		10:48:51.963	10:47:36.677	35.074	40.212		10:48:51.963								
2		1:42.584	32.498	32.274	37.812	252.3	10:49:46.903	2		1:46.660	33.072	33.056	40.532	247.1	10:50:38.623								
3		1:50.327	32.098	36.505	41.724	255.3	10:51:37.230	3		1:44.623	33.645	32.698	38.280	250.0	10:52:23.246								
4		1:46.629	33.323	32.967	40.339	252.3	10:53:23.859	4		1:43.240	32.477	32.560	38.173	252.9	10:54:06.456								
5		1:42.068	32.018	32.334	37.716	254.1	10:55:05.927	5		1:43.053	32.349	32.725	37.979	254.7	10:55:49.509								
6		1:44.346	32.107	32.278	39.961	254.7	10:56:50.273	6		1:43.194	32.246	32.573	38.375	256.5	10:57:32.703								
7		1:42.075	32.037	32.252	37.786	254.1	10:58:32.348	7		1:44.221	32.467	32.596	39.158	253.5	10:59:16.924								
8		1:42.175	31.965	32.489	37.721	254.7	11:00:14.523	8		1:42.867	32.399	32.465	38.003	254.1	11:00:59.791								
9		1:51.292 P	32.542	32.753	45.997	254.7	11:02:05.815	9		1:42.893	32.287	32.501	38.105	254.7	11:02:42.684								
10		5:21.824	4:04.157	35.805	41.862		11:07:27.639	10		1:44.480	32.201	33.360	38.919	254.7	11:04:27.164								
11		1:50.816	34.918	35.216	40.682	251.1	11:09:18.455	11		1:49.406 P	32.371	32.744	44.291	252.3	11:06:16.570								
12		1:52.836	34.948	35.923	41.165	250.0	11:11:10.491	12		3:38.884	2:27.529	32.957	38.395		11:09:55.451								
13		1:50.654	34.880	34.393	41.381	250.5	11:13:01.145	13		1:43.497	32.507	32.669	38.321	252.3	11:11:38.948								
14		1:48.587	34.099	34.561	39.927	250.0	11:14:49.732	14		1:43.498	32.350	32.647	38.501	252.3	11:13:22.446								
15		1:49.139	33.984	34.407	40.748	254.7	11:16:38.871	15		1:43.416	32.347	32.796	38.273	252.9	11:15:05.862								
16		1:47.500	33.865	34.035	39.600	251.7	11:18:26.371	16		1:49.960 P	32.600	33.139	44.221	251.7	11:16:55.822								
17		1:47.273	33.572	34.014	39.687	251.7	11:20:13.644	17		3:23.526	2:11.988	33.118	38.420		11:20:19.348								
18		1:48.045	34.139	34.223	39.683	252.3	11:22:01.689	18		1:43.662	32.491	32.846	38.325	252.9	11:22:03.010								
19		1:47.147	33.562	34.051	39.534	252.3	11:23:48.836	19		1:51.413 P	33.046	33.530	44.837	254.7	11:23:54.423								
20		1:46.441	33.317	33.767	39.357	252.9	11:25:35.277	20		3:57.658	2:44.287	33.836	39.535		11:27:52.081								
21		1:47.123	33.317	33.750	40.056	252.9	11:27:22.400	21		1:44.230	32.817	32.863	38.550	252.9	11:29:36.311								
22		1:53.732 P	33.651	34.103	45.978	248.8	11:29:16.132	22		1:49.004	32.614	36.013	40.377	254.1	11:31:25.315								
23		3:00.794	1:47.335	33.849	39.610		11:32:16.926	23		1:43.199	32.345	32.553	38.301	252.3	11:33:08.514								
24		1:47.135	33.558	33.657	39.920	250.0	11:34:04.061	24		1:46.420	32.387	33.615	40.418	253.5	11:34:54.934								
25		1:46.998	33.264	33.918	39.816	252.3	11:35:51.059	25		1:50.465 P	32.314	32.795	45.356	252.9	11:36:45.399								
26		1:53.906 P	33.708	34.303	45.895	249.4	11:37:44.965	26		5:19.998 P	3:33.127	33.492	1:13.379		11:42:05.397								
27		3:31.105 P	2:13.500	32.696	44.909		11:41:16.070																





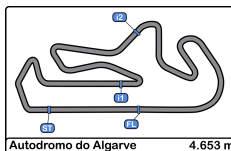
Autodromo Int. do Algarve
International GT Open
Free practice - 1
Lap Analysis



51 Carl Bennett Ferrari 296 GT3							55 Laurent De Meeus Ferrari 296 GT3								
PRO Tommaso Mosca			AF Corse				PROAM Vincent Abril			AF Corse					
Lap	D	Time	Sector 1	Sector 2	Sector 3	T. Spd	Elapsed	Lap	D	Time	Sector 1	Sector 2	Sector 3	T. Spd	Elapsed
1		10:47:52.018	10:46:39.329	33.520	39.169		10:47:52.018	1		10:49:25.128	10:48:09.805	34.660	40.663		10:49:25.128
2		1:44.590	33.042	32.865	38.683	252.9	10:49:36.608	2		1:46.381	32.727	32.678	40.976	252.3	10:51:11.509
3		1:43.800	32.577	32.462	38.761	255.9	10:51:20.408	3		1:42.901	32.275	32.420	38.206	252.9	10:52:54.410
4		1:43.441	32.410	32.693	38.338	255.9	10:53:03.849	4		1:42.866	32.155	32.449	38.262	254.7	10:54:37.276
5		1:44.188	32.383	33.317	38.488	257.1	10:54:48.037	5		1:42.729	32.151	32.484	38.094	254.7	10:56:20.005
6		1:44.282	32.643	32.747	38.892	257.1	10:56:32.319	6		1:50.319 P	32.126	32.419	45.774	254.7	10:58:10.324
7		1:45.371	32.462	32.716	40.193	255.3	10:58:17.690	7		7:14.442	5:53.532	35.929	44.981		11:05:24.766
8		1:43.923	32.697	32.599	38.627	253.5	11:00:01.613	8		1:47.476	33.809	33.641	40.026	250.0	11:07:12.242
9		1:43.948	32.659	32.644	38.645	253.5	11:01:45.561	9		1:46.509	33.469	33.270	39.770	249.4	11:08:58.751
10		1:44.044	32.692	32.578	38.774	253.5	11:03:29.605	10		1:46.443	33.289	33.617	39.507	251.1	11:10:45.164
11		1:44.678	32.789	32.871	39.018	255.3	11:05:14.283	11		1:45.764	33.164	33.272	39.328	250.5	11:12:30.928
12		1:51.718 P	32.563	32.948	46.207	255.3	11:07:06.001	12		1:45.404	32.881	33.514	39.009	251.7	11:14:16.332
13		3:36.962	2:20.423	34.736	41.803		11:10:42.963	13		1:45.444	32.861	33.324	39.259	251.7	11:16:01.776
14		1:46.580	32.690	33.101	40.789	254.7	11:12:29.543	14		1:48.797	33.341	34.786	40.670	251.7	11:17:50.573
15		1:43.479	32.399	32.677	38.403	255.3	11:14:13.022	15		1:46.164	33.065	33.933	39.166	249.4	11:19:36.737
16		1:52.420 P	32.477	32.672	47.271	255.9	11:16:05.442	16		1:46.086	33.237	33.543	39.306	251.1	11:21:22.823
17		8:20.293	7:08.779	33.044	38.470		11:24:25.735	17		1:46.653	33.170	33.393	40.090	250.5	11:23:09.476
18		1:46.231	32.300	33.345	40.586	254.7	11:26:11.966	18		1:45.880	33.077	33.448	39.355	251.1	11:24:55.356
19		1:43.684	32.482	32.706	38.496	254.7	11:27:55.650	19		1:57.826	36.470	39.691	41.665	249.4	11:26:53.182
20		1:51.971	32.381	32.762	46.828	254.1	11:29:47.621	20		1:50.074	33.341	35.025	41.708	249.4	11:28:43.256
21		1:47.267	32.411	32.523	42.333	254.7	11:31:34.888	21		1:53.928 P	33.413	33.966	46.549	249.4	11:30:37.184
22		1:43.258	32.268	32.675	38.315	254.7	11:33:18.146	22		4:11.541	2:59.456	33.113	38.972		11:34:48.725
23		1:43.548	32.397	32.720	38.431	255.3	11:35:01.694	23		1:43.919	32.476	32.900	38.543	252.9	11:36:32.644
24		1:45.507	32.284	33.600	39.623	255.3	11:36:47.201	24		1:46.507	33.096	32.781	40.630	254.1	11:38:19.151
25		1:43.506	32.358	32.812	38.336	255.3	11:38:30.707	25		1:43.799	32.442	32.968	38.389	252.9	11:40:02.950
26		1:43.071	32.143	32.543	38.385	255.9	11:40:13.778	26		2:25.846 P	32.351	37.903	1:15.592	252.9	11:42:28.796
27		2:41.302 P	32.175	53.264	1:15.863	255.9	11:42:55.080								

54 Dexter Müller Mercedes AMG GT3 EVO							
PROAM Yannick Mettler			SPS Automotive Performance				
Lap	D	Time	Sector 1	Sector 2	Sector 3	T. Spd	Elapsed
1		10:53:57.903	10:52:41.168	33.973	42.762		10:53:57.903
2		1:42.748	32.498	32.620	37.630	251.1	10:55:40.651
3		1:44.149	32.315	32.599	39.235	253.5	10:57:24.800
4		1:47.049	33.044	32.809	41.196	241.0	10:59:11.849
5		1:42.615	32.334	32.417	37.864	252.9	11:00:54.464
6		1:42.484	32.124	32.638	37.722	251.1	11:02:36.948
7		4:54.289 P	32.266	32.537	46.486	252.9	11:04:28.237
8		4:38.485	3:27.349	32.895	38.241		11:09:06.722
9		1:43.486	32.364	33.017	38.105	255.3	11:10:50.208
10		1:43.406	32.363	32.624	38.119	252.3	11:12:33.314
11		1:51.552 P	32.277	32.753	46.522	255.3	11:14:24.866
12		3:26.407	2:11.407	34.640	40.360		11:17:51.273
13		1:46.102	33.255	33.545	39.302	250.5	11:19:37.375
14		1:50.159	33.218	35.888	41.053	252.9	11:21:27.534
15		1:46.442	33.839	33.544	39.059	252.9	11:23:13.976
16		1:45.458	33.198	32.821	39.439	254.1	11:24:59.434
17		1:47.247	33.198	33.738	40.311	253.5	11:26:46.681
18		1:45.177	33.221	33.140	38.816	252.3	11:28:31.858
19		1:45.437	33.127	33.205	39.105	252.9	11:30:17.295
20		1:45.542	33.503	33.227	38.782	252.3	11:32:02.807
21		1:45.126	33.103	33.051	38.972	254.7	11:33:47.933
22		1:53.524 P	33.012	33.778	46.731	252.9	11:35:41.454
23		4:06.086	2:51.685	34.285	40.116		11:39:47.540
24		2:30.687 P	35.558	38.828	1:16.301	254.1	11:42:18.227





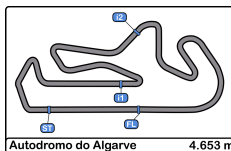
Autodromo Int. do Algarve
International GT Open
Free practice - 1
Lap Analysis



63							75								
Antoine Doquin							Filip Salaquarda								
Lamborghini Huracán GT3 EVO2							Audi R8 LMS GT3 EVO II								
PRO Artem Petrov							Team ISR								
Oregon Team							PROAM Libor Milota								
Lap	D	Time	Sector 1	Sector 2	Sector 3	T. Spd	Elapsed	Lap	D	Time	Sector 1	Sector 2	Sector 3	T. Spd	Elapsed
1		10:52:01.694	10:50:43.268	34.139	44.287		10:52:01.694	1		10:54:02.552	10:52:47.010	33.339	42.203		10:54:02.552
2		1:44.565	33.130	33.002	38.433	248.8	10:53:46.259	2		1:43.575	32.829	32.551	38.195	252.9	10:55:46.127
3		1:43.548	32.557	32.634	38.357	251.1	10:55:29.807	3		1:44.171	32.154	32.386	39.631	255.3	10:57:30.298
4		1:43.539	32.663	32.494	38.382	252.9	10:57:13.346	4		1:45.259	32.319	33.257	39.683	253.5	10:59:15.557
5		1:43.024	32.582	32.386	38.056	250.0	10:58:56.370	5		1:42.652	32.134	32.330	38.188	253.5	11:00:58.209
6		1:43.543	32.528	32.751	38.264	250.5	11:00:39.913	6		1:43.022	32.242	32.463	38.317	254.1	11:02:41.231
7		1:43.166	32.509	32.409	38.248	249.4	11:02:23.079	7		1:54.847 P	32.322	33.186	49.339	254.7	11:04:36.078
8		1:51.622 P	32.951	33.314	45.357	251.1	11:04:14.701	8		4:15.563	3:02.460	33.674	39.429		11:08:51.641
9		3:13.922	2:02.009	33.386	38.527		11:07:28.623	9		1:49.365	32.920	33.359	43.086	254.1	11:10:41.006
10		1:45.382	33.664	32.973	38.745	252.9	11:09:14.005	10		1:44.947	33.012	33.190	38.715	250.5	11:12:25.923
11		1:43.785	32.540	32.792	38.453	251.1	11:10:57.790	11		1:44.646	32.517	33.268	38.861	252.9	11:14:10.569
12		1:43.826	32.527	32.985	38.314	250.5	11:12:41.616	12		1:49.105	32.861	33.251	42.993	252.9	11:15:59.674
13		1:43.924	32.639	32.701	38.584	250.0	11:14:25.540	13		1:52.904 P	32.878	34.593	45.433	251.7	11:17:52.578
14		1:44.143	32.298	32.987	38.858	251.1	11:16:09.683	14		6:03.360	4:45.814	33.301	44.245		11:23:55.938
15		1:45.099	32.417	32.925	39.757	248.8	11:17:54.782	15		1:45.812	32.854	32.874	40.084	251.7	11:25:41.750
16		1:44.312	33.015	32.774	38.523	244.3	11:19:39.094	16		1:52.714 P	32.632	32.715	47.367	252.3	11:27:34.464
17		1:44.546	32.529	33.291	38.726	251.1	11:21:23.640	17		7:36.241	6:24.384	33.273	38.584		11:35:10.705
18		1:50.670 P	32.731	33.429	44.510	250.0	11:23:14.310	18		1:43.887	32.311	33.080	38.496	251.7	11:36:54.592
19		2:54.023	1:41.620	33.313	39.090		11:26:08.333	19		1:47.074	32.552	32.676	41.846	252.3	11:38:41.666
20		1:45.315	33.431	33.060	38.824	250.0	11:27:53.648	20		1:50.958 P	32.614	32.720	45.624	253.5	11:40:32.624

65							77								
Heiko Neumann							Alfredo Hernández								
Mercedes AMG GT3 EVO							Mercedes AMG GT3 EVO								
PROAM Lukas Dunner							AM BDR Grupo Prom Racing Team								
Team Motopark															
Lap	D	Time	Sector 1	Sector 2	Sector 3	T. Spd	Elapsed	Lap	D	Time	Sector 1	Sector 2	Sector 3	T. Spd	Elapsed
1		10:48:20.353	10:47:06.355	34.868	39.130		10:48:20.353	1		10:48:53.867	10:47:21.015	44.609	48.243		10:48:53.867
2		1:42.214	32.346	32.236	37.632	252.9	10:50:02.567	2		2:06.023	43.212	40.763	42.048	201.8	10:50:59.890
3		1:42.051	32.155	32.212	37.684	254.7	10:51:44.618	3		1:49.334	33.969	35.240	40.125	244.8	10:52:49.224
4		1:55.398 P	36.166	33.039	46.193	229.2	10:53:40.016	4		1:49.379	34.468	34.046	40.865	247.7	10:54:38.603
5		4:59.084	3:47.646	33.311	38.127		10:58:39.100	5		3:40.827 P	34.052	34.377	2:32.398	248.2	10:58:19.430
6		1:42.960	32.336	32.336	38.288	253.5	11:00:22.060	6		3:14.924	1:59.946	34.710	40.265		11:01:34.351
7		1:47.985 P	32.155	32.274	43.556	252.3	11:02:10.045	7		1:49.292	35.031	34.267	39.994	247.7	11:03:23.643
8		2:45.002	1:34.592	32.326	38.084		11:04:55.047	8		1:48.042	33.797	34.470	39.745	248.2	11:05:11.655
9		1:43.201	32.319	32.943	37.939	254.1	11:06:38.248	9		1:48.322	33.677	34.043	40.602	250.5	11:06:59.977
10		1:48.041 P	32.165	32.311	43.565	251.7	11:08:26.289	10		1:48.634	33.527	34.334	40.773	249.4	11:08:48.611
11		4:17.367	3:06.631	32.664	38.072		11:12:43.656	11		1:55.614 P	34.718	34.260	46.636	255.3	11:10:44.225
12		1:49.654 P	33.073	32.383	44.198	256.5	11:14:33.310	12		4:40.591	3:26.240	34.180	40.171		11:15:24.816
13		4:15.669	3:01.872	34.160	39.637		11:18:48.979	13		1:49.423	34.815	34.548	40.060	245.4	11:17:14.239
14		1:46.602	33.633	33.067	39.902	250.0	11:20:35.581	14		1:47.040	33.379	33.924	39.737	248.8	11:19:01.279
15		1:45.856	33.128	33.192	39.536	251.7	11:22:21.437	15		2:18.365 P	33.759	39.039	1:05.567	247.7	11:21:19.644
16		1:45.961	33.357	33.254	39.350	254.1	11:24:07.398	16		10:29.423	9:14.243	34.710	40.470		11:31:49.067
17		1:50.144	33.175	33.847	43.122	253.5	11:25:57.542	17		1:49.455	34.157	34.454	40.844	245.4	11:33:38.522
18		1:46.004	33.741	33.178	39.085	248.8	11:27:43.546	18		1:49.878	34.215	34.514	41.149	246.5	11:35:28.400
19		1:46.639	33.049	33.802	39.788	251.1	11:29:30.185	19		1:50.143	34.206	34.283	41.624	246.5	11:37:18.513
20		1:45.506	33.326	33.134	39.046	247.7	11:31:15.691	20		1:48.246	34.044	34.198	40.004	247.1	11:39:06.759
21		1:46.928	33.319	33.204	40.405	251.1	11:33:02.619	21		1:47.768	33.733	33.890	40.145	249.4	11:40:54.527
22		1:48.159	35.487	33.497	39.175	251.7	11:34:50.778	22		3:07.813 P	43.605	1:02.421	1:21.787	190.8	11:44:02.340
23		1:51.786 P	33.058	33.095	45.633	251.7	11:36:42.564								
24		3:54.446 P	2:36.806	32.900	44.740		11:40:37.010								





Autodromo Int. do Algarve
International GT Open
Free practice - 1
Lap Analysis

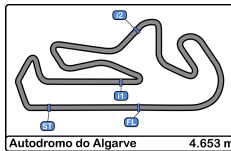


Autodromo do Algarve 4.653 m.

79 Johannes Zelger Porsche 911 GT3 R (992)							82 Marcelo Ramírez Mercedes AMG GT3 EVO								
PROAM Fabio Babini			Tsunami RT				PRO Ralf Aron			GetSpeed					
Lap	D	Time	Sector 1	Sector 2	Sector 3	T. Spd	Elapsed	Lap	D	Time	Sector 1	Sector 2	Sector 3	T. Spd	Elapsed
1		10:49:52.504	10:48:35.127	36.459	40.918		10:49:52.504	1		10:48:52.347	10:47:30.927	38.144	43.276		10:48:52.347
2		1:48.607	34.045	35.095	39.467	254.1	10:51:41.111	2		1:54.131	35.593	35.462	43.076	247.1	10:50:46.478
3		1:43.973	33.019	32.283	38.671	252.9	10:53:25.084	3		1:47.448	34.200	34.438	38.810	250.0	10:52:33.926
4		1:43.021	32.418	32.120	38.483	255.3	10:55:08.105	4		1:45.633	33.123	33.712	38.798	252.9	10:54:19.559
5		1:42.772	32.153	32.169	38.450	256.5	10:56:50.877	5		1:44.385	32.584	33.468	38.333	253.5	10:56:03.944
6		1:43.022	32.231	32.490	38.301	257.1	10:58:33.899	6		1:46.768	32.726	33.370	40.672	254.1	10:57:50.712
7		1:49.769 P	32.422	33.231	44.116	255.3	11:00:23.668	7		1:45.127	32.896	33.654	38.577	253.5	10:59:35.839
8		4:39.709	3:22.424	35.152	42.133		11:05:03.377	8		1:47.684	33.014	33.881	40.786	254.1	11:01:23.520
9		1:49.940	34.378	33.680	41.882	251.7	11:06:53.317	9		1:46.024	33.582	33.738	38.704	251.1	11:03:09.544
10		1:47.527	33.609	33.557	40.361	252.3	11:08:40.844	10		1:44.700	32.686	33.236	38.778	254.1	11:04:54.244
11		1:48.982	33.845	33.998	41.139	252.9	11:10:29.826	11		1:45.168	32.562	33.274	39.332	254.1	11:06:39.412
12		1:48.118	33.978	34.404	39.736	252.3	11:12:17.944	12		1:43.979	32.341	33.019	38.619	257.1	11:08:23.391
13		1:57.044 P	33.737	33.835	49.472	251.1	11:14:14.988	13		1:44.279	32.726	33.216	38.337	253.5	11:10:07.670
14		3:04.202	1:47.696	34.485	42.021		11:17:19.190	14		1:50.540 P	32.595	33.156	44.789	253.5	11:11:58.210
15		1:47.254	33.680	33.632	39.942	252.9	11:19:06.444	15		3:35.019	2:23.963	32.854	38.202		11:15:33.229
16		1:48.636	34.535	33.804	40.297	252.3	11:20:55.080	16		1:44.494	32.883	32.732	38.879	252.9	11:17:17.723
17		1:47.408	33.897	33.818	39.693	251.1	11:22:42.488	17		1:43.645	32.146	32.691	38.808	254.7	11:19:01.368
18		1:55.044 P	34.027	33.566	47.451	253.5	11:24:37.532	18		1:43.713	32.409	32.418	38.886	254.1	11:20:45.081
19		4:41.428	3:22.275	34.660	44.493		11:29:18.960	19		1:43.080	32.348	32.549	38.183	255.9	11:22:28.161
20		1:48.847	33.633	35.079	40.135	250.5	11:31:07.807	20		1:54.872 P	32.093	33.818	48.961	258.9	11:24:23.033
21		1:51.176	35.156	34.043	41.977	251.1	11:32:58.983	21		3:36.030 P	2:19.518	32.986	43.526		11:27:59.063
22		1:46.487	33.769	33.195	39.523	251.1	11:34:45.470	22		5:05.055	3:45.820	36.306	42.929		11:33:04.118
23		1:46.407	33.227	33.520	39.660	252.9	11:36:31.877	23		1:53.606	35.764	35.847	41.995	238.9	11:34:57.724
24		1:48.582	33.571	34.653	40.358	252.3	11:38:20.459	24		1:51.318	35.310	35.383	40.625	248.8	11:36:49.042
25		1:45.661	33.060	33.267	39.334	252.3	11:40:06.120	25		1:48.649	33.887	34.130	40.632	250.0	11:38:37.691
26		2:41.015 P	33.515	50.241	1:17.259	252.9	11:42:47.135	26		1:45.273	32.904	33.720	38.649	252.9	11:40:22.964

80 Luca Ludwig Ferrari 488 GT3 Evo							86 Audunn Gudmundsson Porsche 911 GT3 R (992)								
PROAM Iván Velasco			Mertel Motorsport				AM Thorvaldur Gissurarson			Team Thor					
Lap	D	Time	Sector 1	Sector 2	Sector 3	T. Spd	Elapsed	Lap	D	Time	Sector 1	Sector 2	Sector 3	T. Spd	Elapsed
1		10:54:09.721	10:52:57.927	33.069	38.725		10:54:09.721	1		10:49:59.452	10:48:45.936	33.698	39.818		10:49:59.452
2		1:44.814	33.069	33.135	38.610	252.3	10:55:54.535	2		1:45.124	32.825	33.470	38.829	252.3	10:51:44.576
3		1:44.164	32.619	32.774	38.771	253.5	10:57:38.699	3		1:57.647	37.793	33.696	46.158	241.6	10:53:42.223
4		1:43.925	32.661	32.533	38.731	252.9	10:59:22.624	4		1:45.072	33.138	32.672	39.262	252.9	10:55:27.295
5		1:50.522 P	33.494	32.894	44.134	253.5	11:01:13.146	5		1:47.192	32.678	32.996	41.518	252.9	10:57:14.487
6		1:43.814	13:18.519	33.651	39.644		11:15:44.960	6		1:51.925 P	33.135	33.738	45.052	252.9	10:59:06.412
7		1:51.431 P	33.072	33.588	44.771	250.0	11:17:36.391	7		8:03.574	6:51.039	33.129	39.406		11:07:09.986
8		7:56.823	6:41.402	35.032	40.389		11:25:33.214	8		1:44.906	32.785	33.116	39.005	254.1	11:08:54.892
9		1:47.413	34.014	33.561	39.838	250.0	11:27:20.627	9		1:51.243	33.029	34.025	44.189	252.9	11:10:46.135
10		1:45.999	33.234	33.600	39.165	250.0	11:29:06.626	10		1:45.577	32.884	33.169	39.524	252.9	11:12:31.712
11		1:54.092 P	33.208	33.330	47.554	250.0	11:31:00.718	11		1:54.663 P	32.810	33.399	48.454	253.5	11:14:26.375
12		5:28.193 P	4:01.655	36.155	50.383		11:36:28.911	12		7:56.833	6:33.729	38.763	44.341		11:22:23.208
13		3:17.732	2:02.683	34.450	40.599		11:39:46.643	13		1:55.807	35.572	34.891	45.344	232.2	11:24:19.015
14		2:21.868 P	33.466	33.889	1:14.513	249.4	11:42:08.511	14		1:55.080	35.914	38.042	41.124	237.8	11:26:14.095
								15		1:49.859	34.419	34.488	40.952	247.1	11:28:03.954
								16		1:48.371	34.262	34.427	39.682	248.8	11:29:52.325
								17		1:49.479	33.794	34.072	41.613	250.5	11:31:41.804
								18		1:48.044	33.821	34.062	40.128	248.8	11:33:29.815
								19		1:47.400	33.768	34.105	39.527	248.8	11:35:17.215
								20		1:48.636	35.102	33.719	39.815	250.5	11:37:05.851
								21		1:47.697	33.487	33.905	40.305	251.1	11:38:53.548
								22		8:11.950 P	33.816	6:06.901	1:31.233	250.0	11:47:05.498





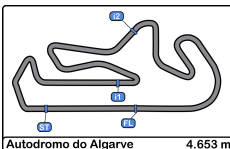
Autodromo Int. do Algarve
International GT Open
Free practice - 1
Lap Analysis



108							777								
Ameerh Naran			Mercedes AMG GT3 EVO				Marcin Jedliński			Ferrari 296 GT3					
PROAM			GetSpeed				PROAM			Olimp Racing					
Lap	D	Time	Sector 1	Sector 2	Sector 3	T. Spd	Elapsed	Lap	D	Time	Sector 1	Sector 2	Sector 3	T. Spd	Elapsed
1		10:47:55.206	10:46:38.175	37.038	39.993		10:47:55.206	1		10:49:56.140	10:48:42.071	33.416	40.653		10:49:56.140
2		1:47.010	34.018	33.472	39.520	246.0	10:49:42.216	2		1:42.766	32.325	32.295	38.146	255.9	10:51:38.906
3		1:46.200	33.094	33.003	40.103	246.5	10:51:28.416	3		1:52.451	32.131	32.755	47.565	257.1	10:53:31.357
4		1:43.925	32.801	32.759	38.365	254.7	10:53:12.341	4		1:42.772	32.189	32.397	38.186	255.9	10:55:14.129
5		1:43.638	32.557	32.727	38.354	252.3	10:54:55.979	5		1:52.074 P	33.218	34.277	45.479	257.1	10:57:07.103
6		1:43.635	32.721	32.608	38.306	251.7	10:56:39.614	6		5:06.366	3:55.375	32.576	38.415		11:02:13.469
7		1:51.149 P	32.717	33.061	45.371	255.3	10:58:30.763	7		1:46.965	32.283	32.291	42.391	254.7	11:04:00.434
8		5:35.538	4:23.295	33.384	38.859		11:04:06.301	8		1:50.095 P	32.340	32.486	45.269	254.7	11:05:50.529
9		1:44.057	32.620	32.801	38.636	248.8	11:05:50.358	9		6:31.645	5:17.704	34.123	39.818		11:12:22.174
10		1:43.612	32.438	32.632	38.542	254.1	11:07:33.970	10		1:47.294	33.984	33.742	39.568	251.7	11:14:09.468
11		1:52.181	32.408	33.932	45.841	254.1	11:09:26.151	11		1:45.998	33.266	33.394	39.338	252.9	11:15:55.466
12		1:44.463	32.527	32.744	39.192	253.5	11:11:10.614	12		2:06.818 P	34.742	38.970	53.106	253.5	11:18:02.284
13		1:52.266 P	34.160	32.819	45.287	251.7	11:13:02.880	13		3:52.257	2:36.489	34.429	41.339		11:21:54.541
14		3:06.456 P	1:48.709	32.988	44.759		11:16:09.336	14		1:46.610	33.374	33.579	39.657	251.7	11:23:41.151
15		9:11.689	7:59.803	33.245	38.641		11:25:21.025	15		1:46.491	33.303	34.008	39.180	254.1	11:25:27.642
16		1:44.642	32.904	33.064	38.674	247.1	11:27:05.667	16		1:49.233	33.911	34.732	40.590	253.5	11:27:16.875
17		1:43.980	32.528	32.746	38.706	248.2	11:28:49.647	17		1:46.314	33.402	33.451	39.461	251.1	11:29:03.189
18		1:44.521	32.744	32.775	39.002	250.0	11:30:34.168	18		1:45.493	33.081	33.359	39.053	252.3	11:30:48.682
19		1:44.437	32.617	32.899	38.921	251.7	11:32:18.605	19		2:04.769 P	35.517	37.404	51.848	254.1	11:32:53.451
20		1:45.626	32.961	33.096	39.569	249.4	11:34:04.231	20		10:50.808 P	8:33.978	1:00.805	1:16.025		11:43:44.259
21		1:53.740 P	35.114	33.353	45.273	252.9	11:35:57.971								
22		3:09.563 P	1:48.190	33.049	48.324		11:39:07.534								

188															
Mark Sansom			McLaren 720S GT3 EVO												
AM			Garage 59												
Lap	D	Time	Sector 1	Sector 2	Sector 3	T. Spd	Elapsed	Lap	D	Time	Sector 1	Sector 2	Sector 3	T. Spd	Elapsed
1		10:48:55.091	10:47:39.358	35.790	39.943		10:48:55.091								
2		1:49.859	34.049	34.796	41.014	248.2	10:50:44.950								
3		1:46.567	33.680	34.075	38.812	247.1	10:52:31.517								
4		1:45.092	33.175	33.252	38.665	250.0	10:54:16.609								
5		1:44.948	33.096	33.435	38.417	250.5	10:56:01.557								
6		1:47.980	33.707	33.744	40.529	251.1	10:57:49.537								
7		1:45.334	33.317	33.437	38.580	248.8	10:59:34.871								
8		1:49.973	33.301	33.542	43.130	250.0	11:01:24.844								
9		1:54.226 P	33.589	34.775	45.862	251.1	11:03:19.070								
10		4:13.169	2:59.794	34.074	39.301		11:07:32.239								
11		1:46.539	33.600	33.832	39.107	250.5	11:09:18.778								
12		1:47.875	34.864	33.999	39.012	247.7	11:11:06.653								
13		1:46.956	33.445	33.344	40.167	248.2	11:12:53.609								
14		1:45.584	33.211	33.319	39.054	251.7	11:14:39.193								
15		1:52.681 P	33.859	33.351	45.471	251.1	11:16:31.874								
16		3:57.300	2:33.346	36.998	46.956		11:20:29.174								
17		1:55.914	37.600	34.341	43.973	250.0	11:22:25.088								
18		1:45.790	33.483	33.387	38.920	252.3	11:24:10.878								
19		1:45.324	32.902	33.129	39.293	252.3	11:25:56.202								
20		1:45.084	33.137	33.254	38.693	249.4	11:27:41.286								
21		1:44.933	32.939	33.163	38.831	249.4	11:29:26.219								
22		1:44.589	32.702	32.920	38.967	250.5	11:31:10.808								
23		1:56.100 P	33.316	33.959	48.825	251.1	11:33:06.908								
24		3:59.073	2:46.557	33.309	39.207		11:37:05.981								
25		1:54.593	33.803	35.232	45.558	249.4	11:39:00.574								
26		1:44.641	32.890	33.036	38.715	250.0	11:40:45.215								
27		3:11.720 P	48.447	1:06.052	1:17.221	251.7	11:43:56.935								





Autodromo Int. do Algarve

International GT Open

Free practice - 1

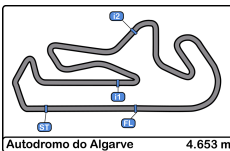
Best Sectors Results

Autodromo do Algarve 4.653 m.



Sector - 1			Sector - 2			Sector - 3			Ideal Lap vs Best Lap		
Clas	Nº Driver	Time	Nº Driver	Time	Nº Driver	Time	Clas	Nº Driver	Ideal Lap	Best Lap	Clas
1	9 Bartone - Schiller	31.924	9 Bartone - Schiller	32.011	20 Pierburg - Baumann	37.437	1	20 Pierburg - Baumann	1:41.588	1:41.721	1
2	20 Pierburg - Baumann	31.932	10 Grove - Grove	32.085	13 Visoiu - Krütten	37.622	2	9 Bartone - Schiller	1:41.588	1:41.845	2
3	31 Hash - Fontana	31.965	18 Nesov - Kizilov	32.107	54 Müller - Mettler	37.630	3	11 Révész - Cairoli	1:41.870	1:42.163	5
4	11 Révész - Cairoli	31.984	79 Zelger - Babini	32.120	65 Neumann - Dunner	37.632	4	18 Nesov - Kizilov	1:41.901	1:42.064	4
5	18 Nesov - Kizilov	32.066	11 Révész - Cairoli	32.146	9 Bartone - Schiller	37.653	5	31 Hash - Fontana	1:41.933	1:42.584	8
6	82 Ramírez - Aron	32.093	13 Visoiu - Krütten	32.179	31 Hash - Fontana	37.716	6	13 Visoiu - Krütten	1:41.955	1:42.267	6
7	54 Müller - Mettler	32.124	65 Neumann - Dunner	32.212	18 Nesov - Kizilov	37.728	7	65 Neumann - Dunner	1:41.999	1:42.051	3
8	55 De Meeus - Abril	32.126	20 Pierburg - Baumann	32.219	11 Révész - Cairoli	37.740	8	6 Jans - Walker	1:42.128	1:42.538	7
9	777 Jedliński - Basz	32.131	6 Jans - Walker	32.249	6 Jans - Walker	37.745	9	54 Müller - Mettler	1:42.171	1:42.615	9
10	6 Jans - Walker	32.134	31 Hash - Fontana	32.252	28 Bonduel - Dörrbecker	37.915	10	28 Bonduel - Dörrbecker	1:42.414	1:42.938	14
11	75 Salaquarda - Milota	32.134	4 Porter - Meakin	32.277	33 Macdonald - Kell	37.979	11	777 Jedliński - Basz	1:42.568	1:42.766	11
12	51 Bennett - Mosca	32.143	1 Reicher - Haase	32.281	17 Lebbon - Emson	38.027	12	79 Zelger - Babini	1:42.574	1:42.772	12
13	79 Zelger - Babini	32.153	28 Bonduel - Dörrbecker	32.285	63 Doquin - Petrov	38.056	13	4 Porter - Meakin	1:42.602	1:42.942	15
14	13 Visoiu - Krütten	32.154	777 Jedliński - Basz	32.291	55 De Meeus - Abril	38.094	14	55 De Meeus - Abril	1:42.639	1:42.729	10
15	65 Neumann - Dunner	32.155	75 Salaquarda - Milota	32.330	21 Forgione - Rugolo	38.112	15	33 Macdonald - Kell	1:42.645	1:42.867	13
16	4 Porter - Meakin	32.195	26 Blanchemain - Páverud	32.376	4 Porter - Meakin	38.130	16	75 Salaquarda - Milota	1:42.652	1:43.575	24
17	33 Macdonald - Kell	32.201	63 Doquin - Petrov	32.386	777 Jedliński - Basz	38.146	17	10 Grove - Grove	1:42.681	1:43.412	22
18	28 Bonduel - Dörrbecker	32.214	54 Müller - Mettler	32.417	1 Reicher - Haase	38.164	18	82 Ramírez - Aron	1:42.694	1:43.080	20
19	10 Grove - Grove	32.255	82 Ramírez - Aron	32.418	82 Ramírez - Aron	38.183	19	1 Reicher - Haase	1:42.716	1:43.072	18
20	1 Reicher - Haase	32.271	55 De Meeus - Abril	32.419	19 Rogalski - Ugran	38.186	20	63 Doquin - Petrov	1:42.740	1:43.024	16
21	63 Doquin - Petrov	32.298	51 Bennett - Mosca	32.462	75 Salaquarda - Milota	38.188	21	51 Bennett - Mosca	1:42.920	1:43.071	17
22	19 Rogalski - Ugran	32.325	33 Macdonald - Kell	32.465	5 Jedliński - Korzeniowski	38.205	22	17 Lebbon - Emson	1:42.990	1:43.074	19
23	5 Jedliński - Korzeniowski	32.351	80 Ludwig - Velasco	32.533	79 Zelger - Babini	38.301	23	21 Forgione - Rugolo	1:43.027	1:43.441	23
24	17 Lebbon - Emson	32.377	21 Forgione - Rugolo	32.536	108 Naran - Jackson	38.306	24	19 Rogalski - Ugran	1:43.048	1:43.638	25
25	21 Forgione - Rugolo	32.379	19 Rogalski - Ugran	32.537	51 Bennett - Mosca	38.315	25	5 Jedliński - Korzeniowski	1:43.170	1:43.381	21
26	108 Naran - Jackson	32.408	17 Lebbon - Emson	32.586	10 Grove - Grove	38.341	26	108 Naran - Jackson	1:43.322	1:43.925	27
27	26 Blanchemain - Páverud	32.534	108 Naran - Jackson	32.608	188 Sansom - Ramos	38.417	27	26 Blanchemain - Páverud	1:43.518	1:43.769	26
28	80 Ludwig - Velasco	32.619	5 Jedliński - Korzeniowski	32.614	26 Blanchemain - Páverud	38.608	28	80 Ludwig - Velasco	1:43.762	1:45.999	30
29	86 Gudmundsson - Gissurarson	32.678	86 Gudmundsson - Gissurarson	32.672	80 Ludwig - Velasco	38.610	29	188 Sansom - Ramos	1:44.039	1:44.589	28
30	188 Sansom - Ramos	32.702	188 Sansom - Ramos	32.920	86 Gudmundsson - Gissurarson	38.829	30	86 Gudmundsson - Gissurarson	1:44.179	1:44.906	29
31	77 Alfredo Hernández	33.379	77 Alfredo Hernández	33.890	77 Alfredo Hernández	39.737	31	77 Alfredo Hernández	1:47.006	1:47.040	31



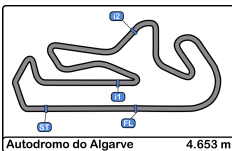


Autodromo Int. do Algarve
International GT Open
Free practice - 1
Best 5 Lap Times



Cl	Nº	Entrant/Team	Nat	Driver 1	Nat	Driver 2	Nat	Vehicle	Cat	Cl	Best 1		Best 2		Best 3		Best 4		Best 5	
											Time	Lap	Time	Lap	Time	Lap	Time	Lap	Time	Lap
1	20	SPS Automotive Performance	DEU	Valentin Pierburg	DEU	Dominik Baumann	AUT	Mercedes AMG GT3 EVO	PROAM	1	1:41.721	3	1:42.096	7	1:42.334	8	1:42.636	9	1:42.859	15
2	9	GetSpeed	DEU	Anthony Bartone	USA	Fabian Schiller	DEU	Mercedes AMG GT3 EVO	PRO	1	1:41.845	3	1:42.017	2	1:42.711	13	1:42.997	19	1:43.029	14
3	65	Team Motopark	DEU	Heiko Neumann	DEU	Lukas Dunner	AUT	Mercedes AMG GT3 EVO	PROAM	2	1:42.051	3	1:42.214	2	1:43.201	9	1:45.506	20	1:45.856	15
4	18	Dinamic GT	ITA	Alexey Nesov	MD	Maksim Kizilov	ITA	Porsche 911 GT3 R (992)	PRO	2	1:42.064	5	1:42.095	3	1:42.653	2	1:42.943	8	1:42.974	10
5	11	Team Motopark	DEU	Levente Révész	HUN	Matteo Cairoli	ITA	Mercedes AMG GT3 EVO	PRO	3	1:42.163	3	1:42.397	2	1:43.402	10	1:43.919	8	1:44.307	9
6	13	Team Motopark	DEU	Robert Visoiu	ROU	Niklas Krütten	DEU	Mercedes AMG GT3 EVO	PRO	4	1:42.267	2	1:43.624	10	1:44.034	16	1:44.118	11	1:44.315	12
7	6	GetSpeed	DEU	Steve Jans	LUX	Aaron Walker	GBR	Mercedes AMG GT3 EVO	PROAM	3	1:42.538	4	1:42.675	2	1:43.928	23	1:44.069	21	1:44.276	17
8	31	Car Collection Motorsport	DEU	Hash	USA	Alex Fontana	CHE	Porsche 911 GT3 R (992)	PROAM	4	1:42.584	2	1:44.346	6	1:46.441	20	1:46.629	4	1:46.998	25
9	54	CBRX by SPS	DEU	Dexter Müller	CHE	Yannick Mettler	CHE	Mercedes AMG GT3 EVO	PROAM	5	1:42.615	5	1:42.748	2	1:43.486	9	1:44.149	3	1:45.126	21
10	55	AF Corse	ITA	Laurent De Meeus	BEL	Vincent Abril	FRA	Ferrari 296 GT3	PROAM	6	1:42.729	5	1:42.866	4	1:42.901	3	1:43.799	25	1:43.919	23
11	777	Olimp Racing	POL	Marcin Jedliński	POL	Karol Basz	POL	Ferrari 296 GT3	PROAM	7	1:42.766	2	1:46.314	17	1:46.491	15	1:46.610	14	1:47.294	10
12	79	Tsunami RT	GBR	Johannes Zelger	ITA	Fabio Babini	ITA	Porsche 911 GT3 R (992)	PROAM	8	1:42.772	5	1:43.021	4	1:43.022	6	1:45.661	25	1:46.407	23
13	33	Greystone GT	GBR	Dean Macdonald	GBR	James Kell	GBR	McLaren 720S GT3 EVO	PRO	5	1:42.867	8	1:42.893	9	1:43.053	5	1:43.416	15	1:43.497	13
14	28	BDR Competition / BDR Grupo Prom Racing Team	BEL	Amaury Bonduel	FRA	Luis Michael Dörrbecker	MEX	Mercedes AMG GT3 EVO	PRO	6	1:42.938	5	1:43.106	7	1:43.253	10	1:43.995	6	1:44.905	19
15	4	Optimum Motorsport	GBR	Michael Porter	GBR	Zac Meakin	GBR	McLaren 720S GT3 EVO	PRO	7	1:42.942	6	1:42.989	18	1:43.085	12	1:43.214	2	1:43.814	16
16	63	Oregon Team	ITA	Antoine Doquin	FRA	Artem Petrov	ISR	Lamborghini Huracán GT3 EVO2	PRO	8	1:43.024	5	1:43.166	7	1:43.539	4	1:43.543	6	1:43.548	3
17	51	AF Corse	ITA	Carl Bennett	THA	Tommaso Mosca	ITA	Ferrari 296 GT3	PRO	9	1:43.071	26	1:43.441	4	1:43.479	15	1:43.506	25	1:43.548	23
18	1	Eastalent Racing	AUT	Simon Reicher	AUT	Christopher Haase	DEU	Audi R8 LMS GT3 EVO II	PRO	10	1:43.072	2	1:43.163	7	1:43.322	4	1:43.413	14	1:44.717	15
19	17	Elite Motorsport with Entire Race Engineering	GBR	Tom Lebbon	GBR	Tom Emson	GBR	Ferrari 296 GT3	PRO	11	1:43.074	3	1:43.683	9	1:43.693	12	1:43.788	11	1:43.789	7
20	82	GetSpeed	DEU	Marcelo Ramírez	MEX	Ralf Aron	EST	Mercedes AMG GT3 EVO	PRO	12	1:43.080	19	1:43.645	17	1:43.713	18	1:44.385	5	1:44.494	16
21	5	Olimp Racing	POL	Stanislaw Jedliński	POL	Krystian Korzeniowski	POL	Ferrari 296 GT3	AM	1	1:43.381	15	1:43.695	16	1:43.912	11	1:43.937	20	1:44.208	17
22	10	Iron Lynx	ITA	Brenton Grove	AUS	Stephen Grove	AUS	Mercedes AMG GT3 EVO	PROAM	9	1:43.412	4	1:43.605	2	1:44.157	22	1:44.531	21	1:44.557	20
23	21	AF Corse	ITA	Gino Forgione	CHE	Michele Rugolo	ITA	Ferrari 296 GT3	AM	2	1:43.441	7	1:43.733	3	1:44.115	24	1:44.222	21	1:46.436	6
24	75	Team ISR	CZE	Filip Salaquarda	CZE	Libor Milota	CZE	Audi R8 LMS GT3 EVO II	PROAM	10	1:43.575	2	1:43.887	18	1:44.171	3	1:44.646	11	1:45.259	4
25	19	Oregon Team	ITA	Robin Rogalski	POL	Filip Ugran	ROU	Lamborghini Huracán GT3 EVO2	PRO	13	1:43.638	3	1:44.757	10	1:44.820	9	1:44.987	12	1:45.006	13
26	26	Sainteloc Racing	FRA	Michael Blanchemain	FRA	Marcus Páverud	NOR	Audi R8 LMS GT3 EVO II	PROAM	11	1:43.769	4	1:43.803	3	1:44.191	5	1:45.096	15	1:45.130	16
27	108	Vimana by GetSpeed	DEU	Ameerh Naran	ZWE	Tom Jackson	GBR	Mercedes AMG GT3 EVO	PROAM	12	1:43.925	4	1:43.980	17	1:44.642	16	1:46.200	3	1:47.010	2
28	188	Garage 59	GBR	Mark Sansom	GBR	Miguel Ramos	PRT	McLaren 720S GT3 EVO	AM	3	1:44.589	22	1:44.641	26	1:44.933	21	1:44.948	5	1:45.084	20
29	86	Team Thor	ISL	Audunn Gudmundsson	ISL	Thorvaldur Gissurarson	ISL	Porsche 911 GT3 R (992)	AM	4	1:44.906	8	1:45.072	4	1:45.124	2	1:45.577	10	1:47.192	5
30	80	Mertel Motorsport	DEU	Luca Ludwig	DEU	Iván Velasco	ESP	Ferrari 488 GT3 Evo	PROAM	13	1:45.999	10	1:47.413	9	1:50.522	5	1:51.431	7	1:54.092	11
31	77	BDR Competition / BDR Grupo Prom Racing Team	BEL	Alfredo Hernández	MEX			Mercedes AMG GT3 EVO	AM	5	1:47.040	14	1:48.634	10	1:49.334	3	1:49.379	4	1:49.423	13





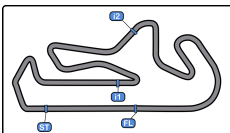
Autodromo Int. do Algarve
International GT Open
Free practice - 1
Best 5 Top Speeds



Autodromo do Algarve 4.653 m.

Cl	N°	Entrant/Team	Nat	Driver 1	Nat	Driver 2	Nat	Vehicle	Cat	Cl	Top 1		Top 2		Top 3		Top 4		Top 5		Avg
											Km/h	Lap	Km/h	Lap	Km/h	Lap	Km/h	Lap	Km/h	Lap	
1	82	GetSpeed	DEU	Marcelo Ramirez	MEX	Ralf Aron	EST	Mercedes AMG GT3 EVO	PRO	1	258.9	20	257.1	12	255.9	19	254.7	17	254.7	27	256.2
2	5	Olimp Racing	POL	Stanislaw Jedliński	POL	Krystian Korzeniowski	POL	Ferrari 296 GT3	AM	1	258.3	15	256.5	11	256.5	16	255.9	10	255.9	17	256.6
3	9	GetSpeed	DEU	Anthony Bartone	USA	Fabian Schiller	DEU	Mercedes AMG GT3 EVO	PRO	2	257.7	10	256.5	9	256.5	15	255.9	4	255.9	16	256.5
4	13	Team Motopark	DEU	Robert Visoiu	ROU	Niklas Krütten	DEU	Mercedes AMG GT3 EVO	PRO	3	257.7	14	254.7	5	254.7	13	254.7	18	254.1	3	255.2
5	18	Dinamic GT	ITA	Alexey Nesov	MDA	Maksim Kizilov	MDA	Porsche 911 GT3 R (992)	PRO	4	257.7	3	257.1	4	255.9	2	255.9	6	255.9	12	256.5
6	4	Optimum Motorsport	GBR	Michael Porter	GBR	Zac Meakin	GBR	McLaren 720S GT3 EVO	PRO	5	257.1	17	255.3	11	255.3	13	254.1	10	254.1	12	255.2
7	20	SPS Automotive Performance	DEU	Valentin Pierburg	DEU	Dominik Baumann	AUT	Mercedes AMG GT3 EVO	PROAM	1	257.1	4	255.3	3	255.3	10	255.3	12	254.7	8	255.5
8	51	AF Corse	ITA	Carl Bennett	ITA	Tommaso Mosca	ITA	Ferrari 296 GT3	PRO	6	257.1	5	257.1	6	255.9	3	255.9	4	255.9	16	256.4
9	79	Tsunami RT	SMR	Johannes Zelger	ITA	Fabio Babini	ITA	Porsche 911 GT3 R (992)	PROAM	2	257.1	6	256.5	5	255.3	4	255.3	7	254.1	2	255.6
10	777	Olimp Racing	POL	Marcin Jedliński	POL	Karol Basz	POL	Ferrari 296 GT3	PROAM	3	257.1	3	257.1	5	255.9	2	255.9	4	254.7	7	256.1
11	11	Team Motopark	DEU	Levente Révész	HUN	Matteo Cairoli	ITA	Mercedes AMG GT3 EVO	PRO	7	256.5	4	256.5	5	255.3	3	254.7	2	254.7	10	255.5
12	33	Greystone GT	GBR	Dean Macdonald	GBR	James Kell	GBR	McLaren 720S GT3 EVO	PRO	8	256.5	6	254.7	5	254.7	9	254.7	10	254.7	19	255.0
13	65	Team Motopark	DEU	Heiko Neumann	DEU	Lukas Dunner	AUT	Mercedes AMG GT3 EVO	PROAM	4	256.5	12	254.7	3	254.1	9	254.1	16	253.5	6	254.6
14	6	GetSpeed	DEU	Steve Jans	LUX	Aaron Walker	GBR	Mercedes AMG GT3 EVO	PROAM	5	255.9	5	255.9	16	254.7	24	254.1	11	254.1	15	254.9
15	26	Sainteloc Racing	FRA	Michael Blanchemain	FRA	Marcus Páverud	NOR	Audi R8 LMS GT3 EVO II	PROAM	6	255.9	4	255.9	5	254.7	3	254.7	6	253.5	2	254.9
16	1	Eastalent Racing	AUT	Simon Reicher	AUT	Christopher Haase	DEU	Audi R8 LMS GT3 EVO II	PRO	9	255.3	3	254.1	8	254.1	15	253.5	9	252.9	5	254.0
17	17	Elite Motorsport with Entire Race Engineering	GBR	Tom Lebbon	GBR	Tom Emson	GBR	Ferrari 296 GT3	PRO	10	255.3	12	254.1	4	254.1	11	253.5	3	253.5	13	254.1
18	28	BDR Competition / BDR Grupo Prom Racing Team	BEL	Amaury Bonduel	FRA	Luis Michael Dörrbecker	MEX	Mercedes AMG GT3 EVO	PRO	11	255.3	11	254.1	10	253.5	12	253.5	18	252.9	6	253.8
19	31	Car Collection Motorsport	DEU	Hash	USA	Alex Fontana	CHE	Porsche 911 GT3 R (992)	PROAM	7	255.3	3	254.7	6	254.7	8	254.7	9	254.7	15	254.8
20	54	CBRX by SPS	DEU	Dexter Müller	CHE	Yannick Mettler	CHE	Mercedes AMG GT3 EVO	PROAM	8	255.3	9	255.3	11	254.7	21	254.1	16	254.1	24	254.7
21	75	Team ISR	CZE	Filip Salaquarda	CZE	Libor Milota	CZE	Audi R8 LMS GT3 EVO II	PROAM	9	255.3	3	254.7	7	254.1	6	254.1	9	253.5	4	254.3
22	77	BDR Competition / BDR Grupo Prom Racing Team	BEL	Alfredo Hernández	MEX			Mercedes AMG GT3 EVO	AM	2	255.3	11	250.5	9	249.4	10	249.4	21	248.8	14	250.7
23	108	Vimana by GetSpeed	DEU	Ameerh Naran	ZWE	Tom Jackson	GBR	Mercedes AMG GT3 EVO	PROAM	10	255.3	7	254.7	4	254.1	10	254.1	11	253.5	12	254.3
24	21	AF Corse	ITA	Gino Forgione	CHE	Michele Rugolo	ITA	Ferrari 296 GT3	AM	3	254.7	5	254.1	9	254.1	25	253.5	4	253.5	8	253.9
25	55	AF Corse	ITA	Laurent De Meeus	BEL	Vincent Abril	FRA	Ferrari 296 GT3	PROAM	11	254.7	4	254.7	5	254.7	6	254.1	24	252.9	3	254.2
26	19	Oregon Team	ITA	Robin Rogalski	POL	Filip Ugran	ROU	Lamborghini Huracán GT3 EVO2	PRO	12	254.1	4	254.1	5	252.9	6	252.9	10	252.9	14	253.4
27	86	Team Thor	ISL	Audunn Gudmundsson	ISL	Thorvaldur Gissurarson	ISL	Porsche 911 GT3 R (992)	AM	4	254.1	8	253.5	11	252.9	4	252.9	5	252.9	6	253.2
28	80	Mertel Motorsport	DEU	Luca Ludwig	DEU	Iván Velasco	ESP	Ferrari 488 GT3 Evo	PROAM	12	253.5	3	253.5	5	252.9	4	252.3	2	250.0	7	252.4
29	63	Oregon Team	ITA	Antoine Doquin	FRA	Artem Petrov	ISR	Lamborghini Huracán GT3 EVO2	PRO	13	252.9	4	252.9	10	252.3	24	251.7	23	251.7	25	252.3
30	10	Iron Lynx	ITA	Brenton Grove	AUS	Stephen Grove	AUS	Mercedes AMG GT3 EVO	PROAM	13	252.3	3	252.3	5	251.7	6	251.1	22	250.5	10	251.6
31	188	Garage 59	GBR	Mark Sansom	AUS	Miguel Ramos	PRT	McLaren 720S GT3 EVO	AM	5	252.3	18	252.3	19	251.7	14	251.7	27	251.1	6	251.8





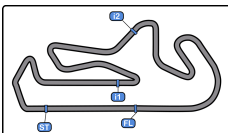
Autodromo Int. do Algarve
International GT Open
Free practice - 1
Fastest Laps Sequence

Autodromo do Algarve 4.653 m.



Lap	Time of Day	Session Time	Nº Entrant/Team	Nat	Driver 1	Nat	Driver 2	Nat	Vehicle	Cat	Time	Km/h
2	10:49:36.608	3:36.608	51 AF Corse	ITA	Carl Bennett	ITA	Tommaso Mosca	ITA	Ferrari 296 GT3	PRO	1:44.590	160.1
2	10:49:43.465	3:43.465	10 Iron Lynx	ITA	Brenton Grove	AUS	Stephen Grove	AUS	Mercedes AMG GT3 EVO	PROAM	1:43.605	161.6
2	10:49:46.903	3:46.903	31 Car Collection Motorsport	DEU	Hash	USA	Alex Fontana	CHE	Porsche 911 GT3 R (992)	PROAM	1:42.584	163.2
2	10:50:02.567	4:02.567	65 Team Motopark	DEU	Heiko Neumann	DEU	Lukas Dunner	AUT	Mercedes AMG GT3 EVO	PROAM	1:42.214	163.8
3	10:51:32.247	5:32.247	18 Dinamic GT	ITA	Alexey Nesov	IND	Maksim Kizilov	IND	Porsche 911 GT3 R (992)	PRO	1:42.095	164.0
3	10:51:44.618	5:44.618	65 Team Motopark	DEU	Heiko Neumann	DEU	Lukas Dunner	AUT	Mercedes AMG GT3 EVO	PROAM	1:42.051	164.1
2	10:53:39.346	7:39.346	9 GetSpeed	DEU	Anthony Bartone	USA	Fabian Schiller	DEU	Mercedes AMG GT3 EVO	PRO	1:42.017	164.1
3	10:55:21.191	9:21.191	9 GetSpeed	DEU	Anthony Bartone	USA	Fabian Schiller	DEU	Mercedes AMG GT3 EVO	PRO	1:41.845	164.4
3	10:56:04.443	10:04.443	20 SPS Automotive Performance	DEU	Valentin Pierburg	USA	Dominik Baumann	AUT	Mercedes AMG GT3 EVO	PROAM	1:41.721	164.6





Autodromo Int. do Algarve

International GT Open

Free practice - 1

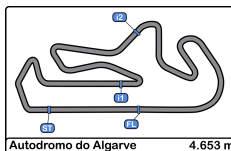
Event Best Maximum Speed

Autodromo do Algarve 4.653 m.



Nº	Entrant/Team	Nat	Driver 1	Nat	Driver 2	Nat	Vehicle	Cat	Km/h	Session
75	Team ISR	CZE	Filip Salaquarda	CZE	Libor Milota	CZE	Audi R8 LMS GT3 EVO II	PROAM	269.3	Private test - 2
82	GetSpeed	DEU	Marcelo Ramirez	MEX	Ralf Aron	EST	Mercedes AMG GT3 EVO	PRO	267.9	Private test - 2
51	AF Corse	ITA	Carl Bennett	ITA	Tommaso Mosca	ITA	Ferrari 296 GT3	PRO	267.9	Private test - 2
9	GetSpeed	DEU	Anthony Bartone	USA	Fabian Schiller	DEU	Mercedes AMG GT3 EVO	PRO	267.9	Private test - 2
79	Tsunami RT	SMR	Johannes Zelger	ITA	Fabio Babini	ITA	Porsche 911 GT3 R (992)	PROAM	267.9	Private test - 2
4	Optimum Motorsport	GBR	Michael Porter	GBR	Zac Meakin	GBR	McLaren 720S GT3 EVO	PRO	267.3	Private test - 2
86	Team Thor	ISL	Audunn Gudmundsson	ISL	Thorvaldur Gissurarson	ISL	Porsche 911 GT3 R (992)	AM	266.6	Private test - 2
30									266.6	Private test - 2
17	Elite Motorsport with Entire Race Engineering	GBR	Tom Lebbon	GBR	Tom Emson	GBR	Ferrari 296 GT3	PRO	266.6	Private test - 2
777	Olimp Racing	POL	Marcin Jedliński	POL	Karol Basz	POL	Ferrari 296 GT3	PROAM	266.6	Private test - 2
11	Team Motopark	DEU	Levente Révész	HUN	Matteo Cairoli	ITA	Mercedes AMG GT3 EVO	PRO	266.6	Private test - 2
18	Dinamic GT	ITA	Alexey Nesov	MDA	Maksim Kizilov	MDA	Porsche 911 GT3 R (992)	PRO	266.0	Private test - 1
13	Team Motopark	DEU	Robert Visoiu	ROU	Niklas Krütten	DEU	Mercedes AMG GT3 EVO	PRO	266.0	Private test - 2
65	Team Motopark	DEU	Heiko Neumann	AUT	Lukas Dunner	AUT	Mercedes AMG GT3 EVO	PROAM	266.0	Private test - 2
33	Greystone GT	GBR	Dean Macdonald	GBR	James Kell	GBR	McLaren 720S GT3 EVO	PRO	266.0	Private test - 2
26	Sainteloc Racing	FRA	Michael Blanchemain	FRA	Marcus Páverud	NOR	Audi R8 LMS GT3 EVO II	PROAM	266.0	Private test - 2
21	AF Corse	ITA	Gino Forgione	CHE	Michele Rugolo	ITA	Ferrari 296 GT3	AM	265.3	Private test - 2
28	BDR Competition / BDR Grupo Prom Racing Team	BEL	Amaury Bonduel	FRA	Luis Michael Dörrbecker	MEX	Mercedes AMG GT3 EVO	PRO	265.3	Private test - 2
5	Olimp Racing	POL	Stanislaw Jedliński	POL	Krystian Korzeniowski	POL	Ferrari 296 GT3	AM	265.3	Private test - 2
1	Eastalent Racing	AUT	Simon Reicher	AUT	Christopher Haase	DEU	Audi R8 LMS GT3 EVO II	PRO	265.3	Private test - 2
20	SPS Automotive Performance	DEU	Valentin Pierburg	DEU	Dominik Baumann	AUT	Mercedes AMG GT3 EVO	PROAM	264.7	Private test - 2
80	Mertel Motorsport	DEU	Luca Ludwig	DEU	Iván Velasco	ESP	Ferrari 488 GT3 Evo	PROAM	264.7	Private test - 2
188	Garage 59	GBR	Mark Sansom	GBR	Miguel Ramos	PRT	McLaren 720S GT3 EVO	AM	264.7	Private test - 2
10	Iron Lynx	ITA	Brenton Grove	AUS	Stephen Grove	AUS	Mercedes AMG GT3 EVO	PROAM	264.7	Private test - 2
54	CBRX by SPS	DEU	Dexter Müller	CHE	Yannick Mettler	CHE	Mercedes AMG GT3 EVO	PROAM	264.7	Private test - 2
19	Oregon Team	ITA	Robin Rogalski	POL	Filip Ugran	ROU	Lamborghini Huracán GT3 EVO2	PRO	264.0	Private test - 2
55	AF Corse	ITA	Laurent De Meeus	BEL	Vincent Abril	FRA	Ferrari 296 GT3	PROAM	264.0	Private test - 2
6	GetSpeed	DEU	Steve Jans	LUX	Aaron Walker	GBR	Mercedes AMG GT3 EVO	PROAM	263.4	Private test - 2
63	Oregon Team	ITA	Antoine Doquin	FRA	Artem Petrov	ISR	Lamborghini Huracán GT3 EVO2	PRO	262.7	Private test - 2
77	BDR Competition / BDR Grupo Prom Racing Team	BEL	Alfredo Hernández	MEX			Mercedes AMG GT3 EVO	AM	261.5	Private test - 2
31	Car Collection Motorsport	DEU	Hash	USA	Alex Fontana	CHE	Porsche 911 GT3 R (992)	PROAM	255.3	Free practice - 1
108	Vimana by GetSpeed	DEU	Ameerh Naran	ZWE	Tom Jackson	GBR	Mercedes AMG GT3 EVO	PROAM	255.3	Free practice - 1





Autodromo Int. do Algarve
International GT Open
Free practice - 1
Pit Stop Analysis



Autodromo do Algarve 4.653 m.

1 Simon Reicher Audi R8 LMS GT3 EVO II
 PRO Christopher Haase Eastalent Racing

Nº	In Day Time	In Time	Out Time	Pit Time	T. Pit Time	Handicap	Diff.
1	10:58:03.495	10:58:03.495	10:59:24.103	1:20.608	1:20.608		
2	11:06:27.668	11:06:27.668	11:11:03.768	4:36.100	5:56.708		
3	11:16:28.956	11:16:28.956	11:19:24.109	2:55.153	8:51.861		
4	11:26:26.583	11:26:26.583	11:27:46.885	1:20.302	10:12.163		
5	11:34:59.307	11:34:59.307	11:37:46.201	2:46.894	12:59.057		

4 Michael Porter McLaren 720S GT3 EVO
 PRO Zac Meakin Optimum Motorsport

Nº	In Day Time	In Time	Out Time	Pit Time	T. Pit Time	Handicap	Diff.
1	11:00:25.555	11:00:25.555	11:01:45.813	1:20.258	1:20.258		
2	11:12:16.343	11:12:16.343	11:14:45.942	2:29.599	3:49.857		
3	11:25:14.162	11:25:14.162	11:35:30.217	10:16.055	14:05.912		

5 Stanislaw Jedliński Ferrari 296 GT3
 AM Krystian Korzeniowski Olimp Racing

Nº	In Day Time	In Time	Out Time	Pit Time	T. Pit Time	Handicap	Diff.
1	11:03:25.876	11:03:25.876	11:05:58.113	2:32.237	2:32.237		
2	11:13:01.272	11:13:01.272	11:17:52.885	4:51.613	7:23.850		
3	11:28:25.092	11:28:25.092	11:30:36.609	2:11.517	9:35.367		
4	11:35:52.038	11:35:52.038	11:40:00.801	4:08.763	13:44.130		

6 Steve Jans Mercedes AMG GT3 EVO
 PROAM Aaron Walker GetSpeed

Nº	In Day Time	In Time	Out Time	Pit Time	T. Pit Time	Handicap	Diff.
1	10:57:32.900	10:57:32.900	11:00:26.878	2:53.978	2:53.978		
2	11:10:50.870	11:10:50.870	11:17:00.294	6:09.424	9:03.402		
3	11:31:01.117	11:31:01.117	11:32:53.504	1:52.387	10:55.789		

9 Anthony Bartone Mercedes AMG GT3 EVO
 PRO Fabian Schiller GetSpeed

Nº	In Day Time	In Time	Out Time	Pit Time	T. Pit Time	Handicap	Diff.
1	10:57:04.968	10:57:04.968	10:58:25.785	1:20.817	1:20.817		
2	11:10:37.614	11:10:37.614	11:15:06.111	4:28.497	5:49.314		
3	11:23:42.956	11:23:42.956	11:25:15.424	1:32.468	7:21.782		
4	11:33:51.032	11:33:51.032	11:35:40.050	1:49.018	9:10.800		

10 Brenton Grove Mercedes AMG GT3 EVO
 PROAM Stephen Grove Iron Lynx

Nº	In Day Time	In Time	Out Time	Pit Time	T. Pit Time	Handicap	Diff.
1	10:56:46.201	10:56:46.201	10:59:26.523	2:40.322	2:40.322		
2	11:10:22.105	11:10:22.105	11:12:36.847	2:14.742	4:55.064		
3	11:19:44.096	11:19:44.096	11:21:15.073	1:30.977	6:26.041		
4	11:24:44.989	11:24:44.989	11:26:08.286	1:23.297	7:49.338		
5	11:36:34.878	11:36:34.878	11:37:55.275	1:20.397	9:09.735		

11 Levente Révész Mercedes AMG GT3 EVO
 PRO Matteo Cairoli Team Motopark

Nº	In Day Time	In Time	Out Time	Pit Time	T. Pit Time	Handicap	Diff.
1	11:03:39.955	11:03:39.955	11:05:56.490	2:16.535	2:16.535		
2	11:16:22.614	11:16:22.614	11:27:29.531	11:06.917	13:23.452		
3	11:37:14.639	11:37:14.639	11:39:26.235	2:11.596	15:35.048		

13 Robert Visoiu Mercedes AMG GT3 EVO
 PRO Niklas Krütten Team Motopark

Nº	In Day Time	In Time	Out Time	Pit Time	T. Pit Time	Handicap	Diff.
1	11:04:41.020	11:04:41.020	11:10:06.098	5:25.078	5:25.078		
2	11:25:52.887	11:25:52.887	11:28:42.896	2:50.009	8:15.087		
3	11:35:42.511	11:35:42.511	11:40:25.893	4:43.382	12:58.469		

17 Tom Lebbon Ferrari 296 GT3
 PRO Tom Emson Elite Motorsport

Nº	In Day Time	In Time	Out Time	Pit Time	T. Pit Time	Handicap	Diff.
1	10:57:17.777	10:57:17.777	11:07:00.605	9:42.828	9:42.828		
2	11:22:36.946	11:22:36.946	11:24:41.919	2:04.973	11:47.801		

18 Alexey Nesov Porsche 911 GT3 R (992)
 PRO Maksim Kizilov Dinamic GT

Nº	In Day Time	In Time	Out Time	Pit Time	T. Pit Time	Handicap	Diff.
1	10:56:50.244	10:56:50.244	10:59:10.143	2:19.899	2:19.899		
2	11:11:11.840	11:11:11.840	11:13:13.830	2:01.990	4:21.889		

19 Robin Rogalski Lamborghini Huracán GT3 EVO2
 PRO Filip Ugran Oregon Team

Nº	In Day Time	In Time	Out Time	Pit Time	T. Pit Time	Handicap	Diff.
1	11:01:11.054	11:01:11.054	11:02:31.120	1:20.066	1:20.066		
2	11:20:09.963	11:20:09.963	11:21:30.735	1:20.772	2:40.838		
3	11:28:38.645	11:28:38.645	11:30:12.756	1:34.111	4:14.949		

20 Valentin Pierburg Mercedes AMG GT3 EVO
 PROAM Dominik Baumann SPS Automotive Performance

Nº	In Day Time	In Time	Out Time	Pit Time	T. Pit Time	Handicap	Diff.
1	10:57:54.713	10:57:54.713	11:01:22.258	3:27.545	3:27.545		
2	11:15:09.183	11:15:09.183	11:19:52.350	4:43.167	8:10.712		
3	11:26:46.606	11:26:46.606	11:29:15.859	2:29.253	10:39.965		

21 Gino Forgione Ferrari 296 GT3
 AM Michele Rugolo AF Corse

Nº	In Day Time	In Time	Out Time	Pit Time	T. Pit Time	Handicap	Diff.
1	11:03:36.371	11:03:36.371	11:09:02.568	5:26.197	5:26.197		
2	11:27:20.844	11:27:20.844	11:30:20.743	2:59.899	8:26.096		
3	11:35:41.717	11:35:41.717	11:37:13.535	1:31.818	9:57.914		

26 Michael Blanchemain Audi R8 LMS GT3 EVO II
 PROAM Marcus Pöverud Sainteloc Racing

Nº	In Day Time	In Time	Out Time	Pit Time	T. Pit Time	Handicap	Diff.
1	10:58:18.202	10:58:18.202	11:00:08.555	1:50.353	1:50.353		
2	11:07:19.567	11:07:19.567	11:12:47.860	5:28.293	7:18.646		
3	11:18:31.426	11:18:31.426	11:22:22.450	3:51.024	11:09.670		
4	11:31:07.638	11:31:07.638	11:40:35.998	9:28.360	20:38.030		

28 Amaury Bonduel Mercedes AMG GT3 EVO
 PRO Luis Michael Dörrbecker BDR Grupo Prom Racing Team

Nº	In Day Time	In Time	Out Time	Pit Time	T. Pit Time	Handicap	Diff.
1	11:01:40.698	11:01:40.698	11:05:40.762	4:00.064	4:00.064		
2	11:12:36.853	11:12:36.853	11:14:59.624	2:22.771	6:22.835		
3	11:31:06.730	11:31:06.730	11:32:57.500	1:50.770	8:13.605		

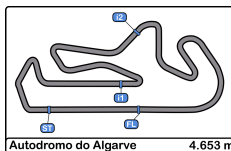
31 Hash Porsche 911 GT3 R (992)
 PROAM Alex Fontana Car Collection Motorsport

Nº	In Day Time	In Time	Out Time	Pit Time	T. Pit Time	Handicap	Diff.
1	11:02:01.638	11:02:01.638	11:05:36.490	3:34.852	3:34.852		
2	11:29:11.958	11:29:11.958	11:30:32.027	1:20.069	4:54.921		
3	11:37:40.783	11:37:40.783	11:39:27.954	1:47.171	6:42.092		

33 Dean Macdonald McLaren 720S GT3 EVO
 PRO James Kell Greystone GT

Nº	In Day Time	In Time	Out Time	Pit Time	T. Pit Time	Handicap	Diff.
1	11:06:12.410	11:06:12.410	11:08:13.415	2:01.005	2:01.005		
2	11:16:51.688	11:16:51.688	11:18:37.186	1:45.498	3:46.503		
3	11:23:50.261	11:23:50.261	11:26:07.370	2:17.109	6:03.612		
4	11:36:41.188	11:36:41.188	11:39:48.098	3:06.910	9:10.522		





Autodromo Int. do Algarve
International GT Open
Free practice - 1
Pit Stop Analysis



51 Carl Bennett Ferrari 296 GT3

PRO Tommaso Mosca AF Corse

Nº	In Day Time	In Time	Out Time	Pit Time	T. Pit Time	Handicap	Diff.
1	11:07:01.780	11:07:01.780	11:08:53.415	1:51.635	1:51.635		
2	11:16:01.280	11:16:01.280	11:22:43.053	6:41.773	8:33.408		

54 Dexter Müller Mercedes AMG GT3 EVO

PROAM Yannick Mettler SPS Automotive Performance

Nº	In Day Time	In Time	Out Time	Pit Time	T. Pit Time	Handicap	Diff.
1	11:04:24.094	11:04:24.094	11:07:23.858	2:59.764	2:59.764		
2	11:14:20.733	11:14:20.733	11:15:56.177	1:35.444	4:35.208		
3	11:35:37.278	11:35:37.278	11:38:01.910	2:24.632	6:59.840		

55 Laurent De Meeus Ferrari 296 GT3

PROAM Vincent Abril AF Corse

Nº	In Day Time	In Time	Out Time	Pit Time	T. Pit Time	Handicap	Diff.
1	10:58:06.125	10:58:06.125	11:03:23.798	5:17.673	5:17.673		
2	11:30:32.931	11:30:32.931	11:33:04.853	2:31.922	7:49.595		

63 Antoine Doquin Lamborghini Huracán GT3 EVO2

PRO Artem Petrov Oregon Team

Nº	In Day Time	In Time	Out Time	Pit Time	T. Pit Time	Handicap	Diff.
1	11:04:10.539	11:04:10.539	11:05:45.535	1:34.996	1:34.996		
2	11:23:10.159	11:23:10.159	11:24:21.600	1:11.441	2:46.437		

65 Heiko Neumann Mercedes AMG GT3 EVO

PROAM Lukas Dunner Team Motopark

Nº	In Day Time	In Time	Out Time	Pit Time	T. Pit Time	Handicap	Diff.
1	10:53:35.836	10:53:35.836	10:56:56.627	3:20.791	3:20.791		
2	11:02:05.857	11:02:05.857	11:03:12.644	1:06.787	4:27.578		
3	11:08:22.094	11:08:22.094	11:11:01.320	2:39.226	7:06.804		
4	11:14:29.142	11:14:29.142	11:16:59.132	2:29.990	9:36.794		
5	11:36:38.201	11:36:38.201	11:38:47.459	2:09.258	11:46.052		

75 Filip Salaquarda Audi R8 LMS GT3 EVO II

PROAM Libor Milota Team ISR

Nº	In Day Time	In Time	Out Time	Pit Time	T. Pit Time	Handicap	Diff.
1	11:04:31.935	11:04:31.935	11:07:02.590	2:30.655	2:30.655		
2	11:17:48.111	11:17:48.111	11:22:04.450	4:16.339	6:46.994		
3	11:27:30.330	11:27:30.330	11:33:27.554	5:57.224	12:44.218		

77 Alfredo Hernández Mercedes AMG GT3 EVO

AM BDR Grupo Prom Racing Team

Nº	In Day Time	In Time	Out Time	Pit Time	T. Pit Time	Handicap	Diff.
1	10:58:14.955	10:58:14.955	10:59:47.147	1:32.192	1:32.192		
2	11:10:39.494	11:10:39.494	11:13:38.249	2:58.755	4:30.947		
3	11:21:14.751	11:21:14.751	11:29:58.478	8:43.727	13:14.674		

79 Johannes Zelger Porsche 911 GT3 R (992)

PROAM Fabio Babini Tsunami RT

Nº	In Day Time	In Time	Out Time	Pit Time	T. Pit Time	Handicap	Diff.
1	11:00:19.484	11:00:19.484	11:03:10.908	2:51.424	2:51.424		
2	11:14:10.636	11:14:10.636	11:15:30.804	1:20.168	4:11.592		
3	11:24:33.315	11:24:33.315	11:27:27.144	2:53.829	7:05.421		

80 Luca Ludwig Ferrari 488 GT3 Evo

PROAM Iván Velasco Mertel Motorsport

Nº	In Day Time	In Time	Out Time	Pit Time	T. Pit Time	Handicap	Diff.
1	11:01:08.888	11:01:08.888	11:13:59.912	12:51.024	12:51.024		
2	11:17:32.205	11:17:32.205	11:23:42.087	6:09.882	19:00.906		
3	11:30:56.461	11:30:56.461	11:34:28.262	3:31.801	22:32.707		
4	11:36:24.695	11:36:24.695	11:37:59.628	1:34.933	24:07.640		

82 Marcelo Ramírez Mercedes AMG GT3 EVO

PRO Ralf Aron GetSpeed

Nº	In Day Time	In Time	Out Time	Pit Time	T. Pit Time	Handicap	Diff.
1	11:11:53.922	11:11:53.922	11:13:50.131	1:56.209	1:56.209		
2	11:24:15.967	11:24:15.967	11:26:10.713	1:54.746	3:50.955		
3	11:27:54.870	11:27:54.870	11:31:04.807	3:09.937	7:00.892		

86 Audunn Gudmundsson Porsche 911 GT3 R (992)

AM Thorvaldur Gissurarson Team Thor

Nº	In Day Time	In Time	Out Time	Pit Time	T. Pit Time	Handicap	Diff.
1	10:59:02.225	10:59:02.225	11:05:21.942	6:19.717	6:19.717		
2	11:14:22.152	11:14:22.152	11:20:25.366	6:03.214	12:22.931		

108 Ameerh Naran Mercedes AMG GT3 EVO

PROAM Tom Jackson GetSpeed

Nº	In Day Time	In Time	Out Time	Pit Time	T. Pit Time	Handicap	Diff.
1	10:58:26.563	10:58:26.563	11:02:21.453	3:54.890	3:54.890		
2	11:12:58.678	11:12:58.678	11:14:19.499	1:20.821	5:15.711		
3	11:16:04.965	11:16:04.965	11:23:36.893	7:31.928	12:47.639		
4	11:35:53.749	11:35:53.749	11:37:14.842	1:21.093	14:08.732		

188 Mark Sansom McLaren 720S GT3 EVO

AM Miguel Ramos Garage 59

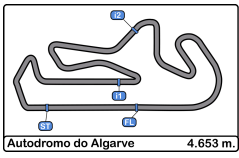
Nº	In Day Time	In Time	Out Time	Pit Time	T. Pit Time	Handicap	Diff.
1	11:03:14.894	11:03:14.894	11:05:47.433	2:32.539	2:32.539		
2	11:16:27.391	11:16:27.391	11:18:30.613	2:03.222	4:35.761		
3	11:33:02.685	11:33:02.685	11:35:19.073	2:16.388	6:52.149		

777 Marcin Jedliński Ferrari 296 GT3

PROAM Karol Basz Olimp Racing

Nº	In Day Time	In Time	Out Time	Pit Time	T. Pit Time	Handicap	Diff.
1	10:57:02.923	10:57:02.923	11:00:31.362	3:28.439	3:28.439		
2	11:05:46.320	11:05:46.320	11:10:30.285	4:43.965	8:12.404		
3	11:17:58.131	11:17:58.131	11:20:02.796	2:04.665	10:17.069		
4	11:32:49.319	11:32:49.319	11:40:43.014	7:53.695	18:10.764		

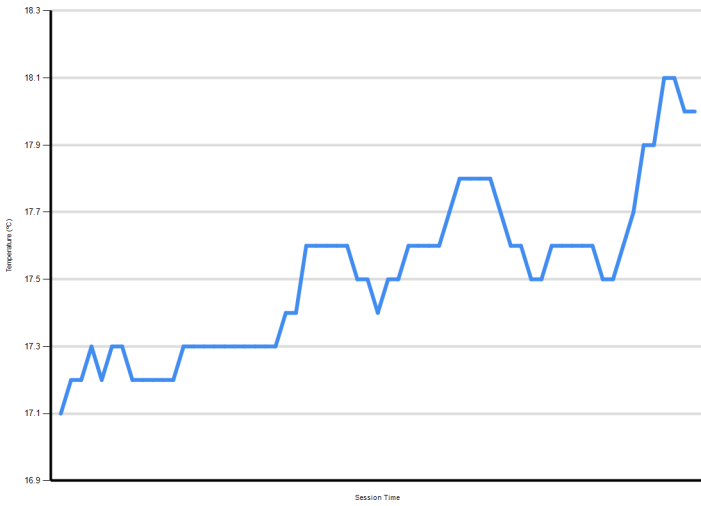




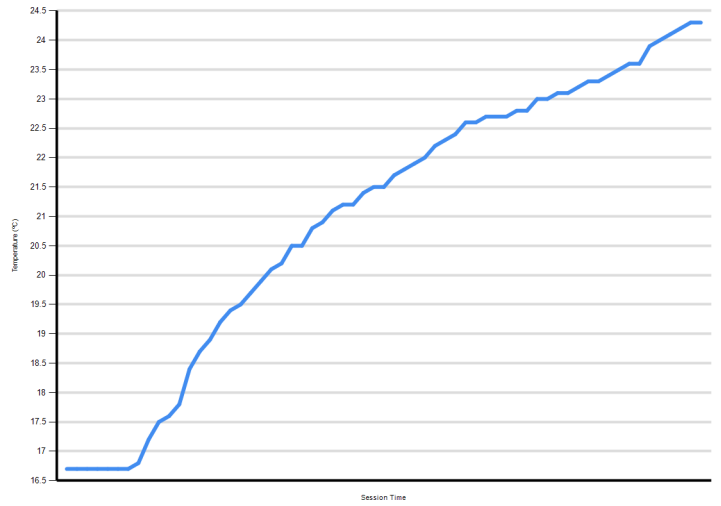
Autodromo Int. do Algarve
International GT Open
Free practice - 1
Weather Report



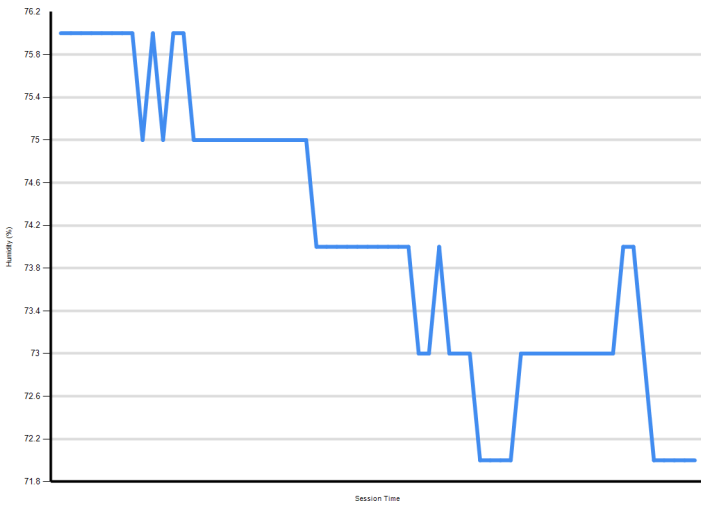
Air Temperature



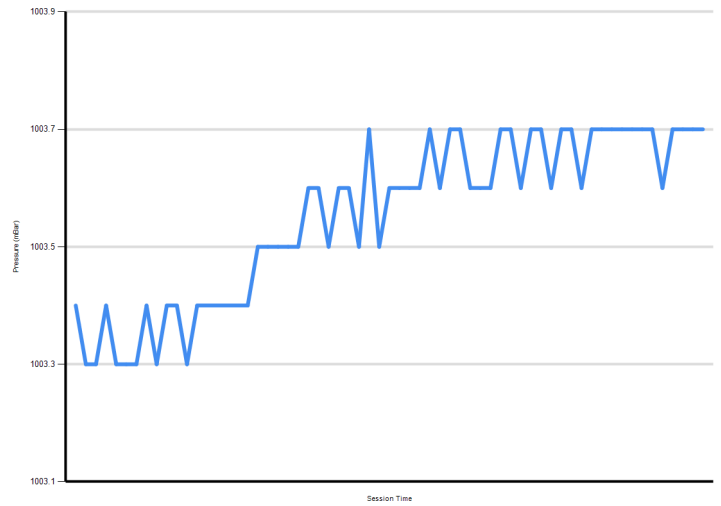
Track Temperature



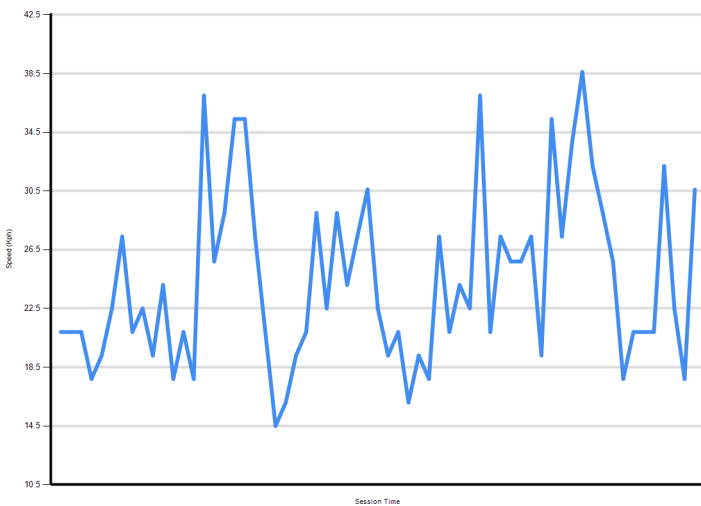
Humidity



Pressure



Wind Speed



Wind direction

