

Autodromo Int. do Algarve
International GT Open
Private test - 1
Provisional Results



Autodromo do Algarve 4.653 m.

Cls	Nº	Entrant/Team	Nat	Driver 1	Nat	Driver 2	Nat	Vehicle	Cat	Cls	Laps	Best	Time	Gap	Interval	Km/h
1	30	Car Collection Motorsport	DEU	Hash	USA	Alex Fontana	CHE	Porsche 911 GT3 R (992)	PROAM	1	28	8	1:41.513			165.0
2	65	Team Motopark	DEU	Heiko Neumann	DEU	Lukas Dunner	AUT	Mercedes AMG GT3 EVO	PROAM	2	23	21	1:41.708	0.195	0.195	164.6
3	9	GetSpeed	DEU	Anthony Bartone	USA	Fabian Schiller	DEU	Mercedes AMG GT3 EVO	PRO	1	27	23	1:41.998	0.485	0.290	164.2
4	18	Dinamic GT	ITA	Alexey Nesov	ITA	Maksim Kizilov	ITA	Porsche 911 GT3 R (992)	PRO	2	24	23	1:42.350	0.837	0.352	163.6
5	11	Team Motopark	DEU	Levente Révész	HUN	Matteo Cairoli	ITA	Mercedes AMG GT3 EVO	PRO	3	20	18	1:42.372	0.859	0.022	163.6
6	1	Eastalent Racing	AUT	Simon Reicher	AUT	Christopher Haase	DEU	Audi R8 LMS GT3 EVO II	PRO	4	28	3	1:42.488	0.975	0.116	163.4
7	777	Olimp Racing	POL	Marcin Jedliński	POL	Karol Basz	POL	Ferrari 296 GT3	PROAM	3	23	7	1:42.609	1.096	0.121	163.2
8	33	Greystone GT	GBR	Dean Macdonald	GBR	James Kell	GBR	McLaren 720S GT3 EVO	PRO	5	26	19	1:42.626	1.113	0.017	163.2
9	55	AF Corse	ITA	Laurent De Meeus	BEL	Vincent Abril	FRA	Ferrari 296 GT3	PROAM	4	23	11	1:42.644	1.131	0.018	163.1
10	75	Team ISR	CZE	Filip Salaquarda	CZE	Libor Milota	CZE	Audi R8 LMS GT3 EVO II	PROAM	5	23	3	1:42.750	1.237	0.106	163.0
11	51	AF Corse	ITA	Carl Bennett	ITA	Tommaso Mosca	ITA	Ferrari 296 GT3	PRO	6	27	24	1:42.824	1.311	0.074	162.9
12	13	Team Motopark	DEU	Robert Visoio	AUT	Niklas Krütten	DEU	Mercedes AMG GT3 EVO	PRO	7	26	4	1:42.860	1.347	0.036	162.8
13	4	Optimum Motorsport	GBR	Michael Porter	GBR	Zac Meakin	GBR	McLaren 720S GT3 EVO	PRO	8	26	12	1:42.922	1.409	0.062	162.7
14	5	Olimp Racing	POL	Stanislaw Jedliński	POL	Krystian Korzeniowski	POL	Ferrari 296 GT3	AM	1	20	6	1:42.942	1.429	0.020	162.7
15	80	Mertel Motorsport	DEU	Luca Ludwig	DEU	Iván Velasco	ESP	Ferrari 488 GT3 Evo	PROAM	6	20	9	1:43.001	1.488	0.059	162.6
16	17	Elite Motorsport with Entire Race Engineering	GBR	Tom Lebbon	GBR	Tom Emson	GBR	Ferrari 296 GT3	PRO	9	24	22	1:43.159	1.646	0.158	162.3
17	82	GetSpeed	DEU	Marcelo Ramírez	MEX	Ralf Aron	EST	Mercedes AMG GT3 EVO	PRO	10	20	4	1:43.310	1.797	0.151	162.1
18	6	GetSpeed	DEU	Steve Jans	LUX	Aaron Walker	GBR	Mercedes AMG GT3 EVO	PROAM	7	25	21	1:43.511	1.998	0.201	161.8
19	79	Tsunami RT	GBR	Johannes Zelger	ITA	Fabio Babini	ITA	Porsche 911 GT3 R (992)	PROAM	8	20	17	1:43.519	2.006	0.008	161.8
20	188	Garage 59	GBR	Mark Sansom	GBR	Miguel Ramos	PRT	McLaren 720S GT3 EVO	AM	2	25	21	1:43.588	2.075	0.069	161.7
21	63	Oregon Team	ITA	Antoine Doquin	FRA	Artem Petrov	ISR	Lamborghini Huracán GT3 EVO2	PRO	11	28	12	1:43.687	2.174	0.099	161.5
22	28	BDR Competition / BDR Grupo Prom Racing Team	BEL	Amaury Bonduel	FRA	Luis Michael Dörbbecker	MEX	Mercedes AMG GT3 EVO	PRO	12	21	11	1:43.789	2.276	0.102	161.3
23	21	AF Corse	ITA	Gino Forgione	CHE	Michele Rugolo	ITA	Ferrari 296 GT3	AM	3	23	6	1:44.007	2.494	0.218	161.0
24	10	Iron Lynx	ITA	Brenton Grove	AUS	Stephen Grove	AUS	Mercedes AMG GT3 EVO	PROAM	9	28	8	1:44.189	2.676	0.182	160.7
25	26	Sainteloc Racing	FRA	Michael Blanchemain	FRA	Marcus Páverud	NOR	Audi R8 LMS GT3 EVO II	PROAM	10	10	3	1:45.031	3.518	0.842	159.4
26	86	Team Thor	ISL	Audunn Gudmundsson	ISL	Thorvaldur Gissurarson	ISL	Porsche 911 GT3 R (992)	AM	4	23	21	1:45.293	3.780	0.262	159.0
27	19	Oregon Team	ITA	Robin Rogalski	POL	Filip Ugran	POL	Lamborghini Huracán GT3 EVO2	PRO	13	26	12	1:45.448	3.935	0.155	158.8
28	77	BDR Competition / BDR Grupo Prom Racing Team	BEL	Alfredo Hernández	MEX			Mercedes AMG GT3 EVO	AM	5	16	15	1:51.957	10.444	6.509	149.6

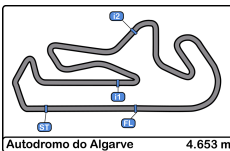
Published at:.....

Track Temp: 33.0 °C Air Temp: 26.6 °C Humidity: 40 % Track Status: DRY

Race Director:

Timekeeper:





Autodromo Int. do Algarve
International GT Open
Private test - 1
Provisional Results by Category



PROAM																
Cls	Nº	Entrant/Team	Nat	Driver 1	Nat	Driver 2	Nat	Vehicle	Cat	Cls	Laps	Best	Time	Gap	Interval	Km/h
1	30	Car Collection Motorsport	DEU	Hash	USA	Alex Fontana	CHE	Porsche 911 GT3 R (992)	PROAM	1	28	8	1:41.513			165.0
2	65	Team Motopark	DEU	Heiko Neumann	DEU	Lukas Dunner	AUT	Mercedes AMG GT3 EVO	PROAM	2	23	21	1:41.708	0.195	0.195	164.6
3	777	Olimp Racing	POL	Marcin Jedliński	POL	Karol Basz	POL	Ferrari 296 GT3	PROAM	3	23	7	1:42.609	1.096	0.901	163.2
4	55	AF Corse	ITA	Laurent De Meeus	BEL	Vincent Abril	FRA	Ferrari 296 GT3	PROAM	4	23	11	1:42.644	1.131	0.035	163.1
5	75	Team ISR	CZE	Filip Salaquarda	CZE	Libor Milota	CZE	Audi R8 LMS GT3 EVO II	PROAM	5	23	3	1:42.750	1.237	0.106	163.0
6	80	Mertel Motorsport	DEU	Luca Ludwig	DEU	Iván Velasco	ESP	Ferrari 488 GT3 Evo	PROAM	6	20	9	1:43.001	1.488	0.251	162.6
7	6	GetSpeed	DEU	Steve Jans	USA	Aaron Walker	GBR	Mercedes AMG GT3 EVO	PROAM	7	25	21	1:43.511	1.998	0.510	161.8
8	79	Tsunami RT	ITA	Johannes Zelger	ITA	Fabio Babini	ITA	Porsche 911 GT3 R (992)	PROAM	8	20	17	1:43.519	2.006	0.008	161.8
9	10	Iron Lynx	ITA	Brenton Grove	AUS	Stephen Grove	AUS	Mercedes AMG GT3 EVO	PROAM	9	28	8	1:44.189	2.676	0.670	160.7
10	26	Sainteloc Racing	FRA	Michael Blanchemain	FRA	Marcus Páverud	NOR	Audi R8 LMS GT3 EVO II	PROAM	10	10	3	1:45.031	3.518	0.842	159.4

PRO																
Cls	Nº	Entrant/Team	Nat	Driver 1	Nat	Driver 2	Nat	Vehicle	Cat	Cls	Laps	Best	Time	Gap	Interval	Km/h
1	9	GetSpeed	DEU	Anthony Bartone	USA	Fabian Schiller	DEU	Mercedes AMG GT3 EVO	PRO	1	27	23	1:41.998			164.2
2	18	Dinamic GT	ITA	Alexey Nesov	MDA	Maksim Kizilov	MDA	Porsche 911 GT3 R (992)	PRO	2	24	23	1:42.350	0.352	0.352	163.6
3	11	Team Motopark	DEU	Levente Révész	HUN	Matteo Cairoli	ITA	Mercedes AMG GT3 EVO	PRO	3	20	18	1:42.372	0.374	0.022	163.6
4	1	Eastalent Racing	AUT	Simon Reicher	HUN	Christopher Haase	DEU	Audi R8 LMS GT3 EVO II	PRO	4	28	3	1:42.488	0.490	0.116	163.4
5	33	Greystone GT	GBR	Dean Macdonald	GBR	James Kell	GBR	McLaren 720S GT3 EVO	PRO	5	26	19	1:42.626	0.628	0.138	163.2
6	51	AF Corse	ITA	Carl Bennett	ITA	Tommaso Mosca	ITA	Ferrari 296 GT3	PRO	6	27	24	1:42.824	0.826	0.198	162.9
7	13	Team Motopark	DEU	Robert Visoiu	ROU	Niklas Krütten	DEU	Mercedes AMG GT3 EVO	PRO	7	26	4	1:42.860	0.862	0.036	162.8
8	4	Optimum Motorsport	GBR	Michael Porter	GBR	Zac Meakin	GBR	McLaren 720S GT3 EVO	PRO	8	26	12	1:42.922	0.924	0.062	162.7
9	17	Elite Motorsport with Entire Race Engineering	GBR	Tom Lebbon	GBR	Tom Emson	GBR	Ferrari 296 GT3	PRO	9	24	22	1:43.159	1.161	0.237	162.3
10	82	GetSpeed	DEU	Marcelo Ramírez	MEX	Ralf Aron	EST	Mercedes AMG GT3 EVO	PRO	10	20	4	1:43.310	1.312	0.151	162.1
11	63	Oregon Team	ITA	Antoine Doquin	FRA	Artem Petrov	ISR	Lamborghini Huracán GT3 EVO2	PRO	11	28	12	1:43.687	1.689	0.377	161.5
12	28	BDR Competition / BDR Grupo Prom Racing Team	BEL	Amaury Bonduel	FRA	Luis Michael Dörrbecker	MEX	Mercedes AMG GT3 EVO	PRO	12	21	11	1:43.789	1.791	0.102	161.3
13	19	Oregon Team	ITA	Robin Rogalski	POL	Filip Ugran	ROU	Lamborghini Huracán GT3 EVO2	PRO	13	26	12	1:45.448	3.450	1.659	158.8

AM																
Cls	Nº	Entrant/Team	Nat	Driver 1	Nat	Driver 2	Nat	Vehicle	Cat	Cls	Laps	Best	Time	Gap	Interval	Km/h
1	5	Olimp Racing	POL	Stanislaw Jedliński	POL	Krystian Korzeniowski	POL	Ferrari 296 GT3	AM	1	20	6	1:42.942			162.7
2	188	Garage 59	GBR	Mark Sansom	GBR	Miguel Ramos	PRT	McLaren 720S GT3 EVO	AM	2	25	21	1:43.588	0.646	0.646	161.7
3	21	AF Corse	ITA	Gino Forgione	CHE	Michele Rugolo	ITA	Ferrari 296 GT3	AM	3	23	6	1:44.007	1.065	0.419	161.0
4	86	Team Thor	ISL	Audunn Gudmundsson	ISL	Thorvaldur Gissurarson	ISL	Porsche 911 GT3 R (992)	AM	4	23	21	1:45.293	2.351	1.286	159.0

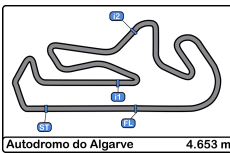
Published at:.....

Track Temp: 33.0 °C Air Temp: 26.6 °C Humidity: 40 % Track Status: DRY

Race Director:

Timekeeper:





Autodromo Int. do Algarve
 International GT Open
 Private test - 1
 Provisional Results by Category



AM																
Cls	Nº	Entrant/Team	Nat	Driver 1	Nat	Driver 2	Nat	Vehicle	Cat	Cls	Laps	Best	Time	Gap	Interval	Km/h
5	77	BDR Competition / BDR Grupo Prom Racing Team		Alfredo Hernández				Mercedes AMG GT3 EVO	AM	5	16	15	1:51.957	9.015	6.664	149.6

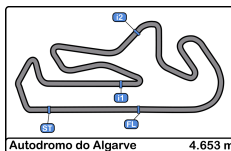
Published at:.....

Track Temp: 33.0 °C Air Temp: 26.6 °C Humidity: 40 % Track Status: DRY

Race Director:

Timekeeper:





Autodromo Int. do Algarve
International GT Open
Private test - 1
Lap Analysis

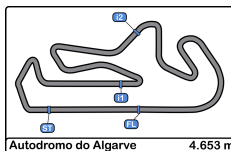


Autodromo do Algarve 4.653 m.

1							4								
Simon Reicher							Michael Porter								
Audi R8 LMS GT3 EVO II							McLaren 720S GT3 EVO								
PRO Christopher Haase							PRO Zac Meakin								
Eastalent Racing							Optimum Motorsport								
Lap	D	Time	Sector 1	Sector 2	Sector 3	T. Spd	Elapsed	Lap	D	Time	Sector 1	Sector 2	Sector 3	T. Spd	Elapsed
1		11:23:00.161	11:21:41.472	35.971	42.718		11:23:00.161	1		11:22:46.497 P	11:21:23.084	36.094	47.319		11:22:46.497
2		1:57.841	37.719	41.842	38.280	260.2	11:24:58.002	2		3:13.455	2:00.918	33.770	38.767		11:25:59.952
3		1:42.488	32.349	32.343	37.796	262.1	11:26:40.490	3		1:45.309	33.201	33.507	38.601	261.5	11:27:45.261
4		1:42.638	32.225	32.353	38.060	260.8	11:28:23.128	4		2:05.012 P	32.704	33.740	58.568	260.2	11:29:50.273
5		1:55.588 P	32.342	33.202	50.044	261.5	11:30:18.716	5		9:33.776	8:20.535	34.339	38.902		11:39:24.049
6		8:49.912	7:34.386	35.721	39.805		11:39:08.628	6		1:43.851	32.571	33.081	38.199	260.2	11:41:07.900
7		1:46.749	32.464	35.081	39.204	261.5	11:40:55.377	7		1:43.509	32.342	33.056	38.111	261.5	11:42:51.409
8		1:42.690	32.195	32.489	38.006	262.7	11:42:38.067	8		1:43.028	32.186	32.838	38.004	262.1	11:44:34.437
9		1:42.531	32.323	32.250	37.958	262.7	11:44:20.598	9		1:54.142 P	33.926	35.199	45.017	262.7	11:46:28.579
10		1:42.644	32.137	32.238	38.269	262.1	11:46:03.242	10		7:05.902	5:47.270	36.719	41.913		11:53:34.481
11		1:50.615 P	32.241	33.205	45.169	262.1	11:47:53.857	11		1:49.018	32.326	38.471	38.221	262.1	11:55:23.499
12		3:00.338	1:48.248	33.220	38.870		11:50:54.195	12		1:42.922	32.231	32.771	37.920	262.1	11:57:06.421
13		1:48.162	32.628	33.147	42.387	260.8	11:52:42.357	13		1:42.939	32.080	33.108	37.751	261.5	11:58:49.360
14		1:43.972	32.459	32.778	38.735	261.5	11:54:26.329	14		1:43.062	32.274	32.860	37.928	262.7	12:00:32.422
15		1:44.235	32.569	32.905	38.761	260.8	11:56:10.564	15		1:51.598 P	32.730	34.040	44.828	263.4	12:02:24.020
16		1:49.606 P	32.695	32.738	44.173	259.6	11:58:00.170	16		3:42.733	2:30.414	33.636	38.683		12:06:06.753
17		6:15.699	5:04.107	33.173	38.419		12:04:15.869	17		1:44.548	32.660	33.126	38.762	261.5	12:07:51.301
18		1:43.685	32.601	32.671	38.413	260.8	12:05:59.554	18		1:44.595	32.400	33.133	39.062	262.1	12:09:35.896
19		1:45.272	32.751	34.119	38.402	263.4	12:07:44.826	19		1:43.092	32.222	32.746	38.124	262.7	12:11:18.988
20		1:43.475	32.314	32.730	38.431	262.1	12:09:28.301	20		1:42.952	32.222	32.656	38.074	264.0	12:13:01.940
21		1:43.424	32.485	32.524	38.415	260.2	12:11:11.725	21		1:43.930	32.431	33.017	38.482	264.0	12:14:45.870
22		1:43.681	32.313	32.706	38.662	262.7	12:12:55.406	22		1:43.734	32.421	32.947	38.366	262.7	12:16:29.604
23		1:43.874	32.484	32.751	38.639	261.5	12:14:39.280	23		1:44.046	32.508	33.095	38.443	262.7	12:18:13.650
24		1:43.666	32.470	32.567	38.629	261.5	12:16:22.946	24		1:43.841	32.554	32.986	38.301	264.7	12:19:57.491
25		1:44.393	32.809	33.114	38.470	261.5	12:18:07.339	25		1:43.454	32.329	32.924	38.201	262.7	12:21:40.945
26		1:43.748	32.379	32.668	38.701	262.1	12:19:51.087	26		1:50.901 P	32.814	33.196	44.891	263.4	12:23:31.846
27		1:44.353	32.918	32.794	38.641	262.7	12:21:35.440								
28		1:51.623 P	32.956	32.944	45.723	262.1	12:23:27.063								

5							
Stanislaw Jedliński							
Ferrari 296 GT3							
AM Krystian Korzeniowski							
Olimp Racing							
Lap	D	Time	Sector 1	Sector 2	Sector 3	T. Spd	Elapsed
1		11:23:36.794 P	11:22:17.744	34.287	44.763		11:23:36.794
2		4:19.549	3:08.128	33.222	38.199		11:27:56.343
3		2:20.644 P	32.438	33.178	1:15.028	262.7	11:30:16.987
4		8:56.789	7:45.701	32.851	38.237		11:39:13.776
5		1:44.993	32.851	33.678	38.464	263.4	11:40:58.769
6		1:42.942	32.428	32.714	37.800	263.4	11:42:41.711
7		1:44.142	32.215	32.903	39.024	265.3	11:44:25.853
8		1:49.089 P	32.681	32.973	43.435	258.9	11:46:14.942
9		9:07.855 P	7:50.845	32.962	44.048		11:55:22.797
10		5:42.900	4:20.608	38.384	43.908		12:01:05.697
11		1:56.671	35.438	37.173	44.060	252.9	12:03:02.368
12		1:53.855	35.094	36.197	42.564	253.5	12:04:56.223
13		1:53.388	35.113	35.606	42.669	254.1	12:06:49.611
14		1:53.998	34.920	35.914	43.164	254.7	12:08:43.609
15		1:52.727	35.185	35.216	42.326	253.5	12:10:36.336
16		1:54.301	35.592	36.340	42.369	248.8	12:12:30.637
17		1:55.324	35.155	36.384	43.785	250.5	12:14:25.961
18		1:53.489	35.276	36.206	42.007	250.5	12:16:19.450
19		1:53.124	34.889	36.199	42.036	257.7	12:18:12.574
20		2:10.729 P	36.515	39.049	55.165	257.1	12:20:23.303



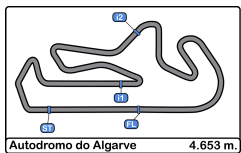


Autodromo Int. do Algarve
International GT Open
Private test - 1
Lap Analysis



6 Steve Jans Mercedes AMG GT3 EVO							9 Anthony Bartone Mercedes AMG GT3 EVO								
PROAM		Aaron Walker		GetSpeed			PRO		Fabian Schiller		GetSpeed				
Lap	D	Time	Sector 1	Sector 2	Sector 3	T. Spd	Elapsed	Lap	D	Time	Sector 1	Sector 2	Sector 3	T. Spd	Elapsed
1		11:23:14.278	11:21:57.786	34.256	42.236		11:23:14.278	1		11:23:30.103	11:22:17.654	33.657	38.792		11:23:30.103
2		1:45.205	33.229	33.470	38.506	255.3	11:24:59.483	2		1:43.720	32.606	32.831	38.283	258.9	11:25:13.823
3		1:43.814	32.752	33.139	37.923	258.9	11:26:43.297	3		1:43.677	32.282	33.134	38.261	261.5	11:26:57.500
4		1:45.424	33.867	32.827	38.730	258.9	11:28:28.721	4		1:43.927	33.169	32.787	37.971	261.5	11:28:41.427
5		2:04.456 P	32.526	42.217	49.713	258.3	11:30:33.177	5		2:14.595 P	33.818	41.141	59.636	262.1	11:30:56.022
6		9:33.924	8:20.990	33.760	39.174		11:40:07.101	6		7:21.033	6:05.344	34.483	41.206		11:38:17.055
7		1:45.080	32.974	33.460	38.646	259.6	11:41:52.181	7		1:47.899	34.922	33.968	39.009	258.3	11:40:04.954
8		1:44.590	32.799	33.367	38.424	260.2	11:43:36.771	8		1:45.831	33.707	33.524	38.600	261.5	11:41:50.785
9		1:45.890	34.102	33.410	38.378	260.8	11:45:22.661	9		1:44.898	32.771	33.345	38.782	260.8	11:43:35.683
10		1:44.249	32.746	33.109	38.394	258.9	11:47:06.910	10		1:44.630	32.788	33.323	38.519	264.0	11:45:20.313
11		1:43.941	32.459	33.013	38.469	259.6	11:48:50.851	11		1:44.419	32.425	33.518	38.476	260.8	11:47:04.732
12		1:43.958	32.570	32.958	38.430	258.9	11:50:34.809	12		1:44.130	32.771	33.198	38.161	261.5	11:48:48.862
13		1:44.363	32.533	33.246	38.584	258.3	11:52:19.172	13		1:43.785	32.404	33.047	38.334	261.5	11:50:32.647
14		1:44.289	32.621	33.021	38.647	257.7	11:54:03.461	14		1:55.177 P	33.858	34.823	46.496	262.1	11:52:27.824
15		1:54.777 P	32.669	33.088	49.020	258.9	11:55:58.238	15		4:33.866	3:21.429	33.858	38.579		11:57:01.690
16		4:05.396	2:47.650	39.445	38.301		12:00:03.634	16		1:43.631	32.399	33.165	38.067	260.2	11:58:45.321
17		1:43.991	32.639	33.046	38.306	256.5	12:01:47.625	17		1:43.536	32.304	33.108	38.124	261.5	12:00:28.857
18		1:43.879	32.377	33.264	38.238	259.6	12:03:31.504	18		1:47.204	32.601	34.611	39.992	263.4	12:02:16.061
19		1:45.514	32.442	33.206	39.866	259.6	12:05:17.018	19		1:44.049	32.896	32.896	38.257	262.7	12:04:00.110
20		1:43.774	32.339	33.272	38.163	259.6	12:07:00.792	20		1:49.294 P	32.517	33.208	43.569	262.7	12:05:49.404
21		1:43.511	32.427	33.066	38.018	260.8	12:08:44.303	21		5:42.547	4:27.020	33.746	41.781		12:11:31.951
22		1:50.767 P	34.276	33.258	43.233	260.8	12:10:35.070	22		1:42.953	32.230	32.570	38.153	260.8	12:13:14.904
23		3:20.311	2:05.209	33.311	41.791		12:13:55.381	23		1:41.998	31.838	32.405	37.755	262.7	12:14:56.902
24		1:45.605	33.479	33.384	38.742	249.4	12:15:40.986	24		1:42.254	31.757	32.596	37.901	264.0	12:16:39.156
25		1:51.135 P	32.517	33.403	45.215	258.9	12:17:32.121	25		1:51.628	34.459	37.097	40.072	263.4	12:18:30.784
								26		1:42.500	31.998	32.617	37.885	262.1	12:20:13.284
								27		1:54.297 P	32.599	33.570	48.128	258.9	12:22:07.581





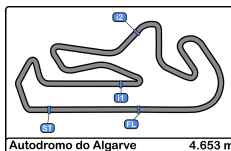
Autodromo Int. do Algarve
International GT Open
Private test - 1
Lap Analysis



18 Alexey Nesov Porsche 911 GT3 R (992)							21 Gino Forgione Ferrari 296 GT3								
PRO Maksim Kizilov Dinamic GT							AM Michele Rugolo AF Corse								
Lap	D	Time	Sector 1	Sector 2	Sector 3	T. Spd	Elapsed	Lap	D	Time	Sector 1	Sector 2	Sector 3	T. Spd	Elapsed
1		11:22:19.471	11:21:07.870	33.269	38.332		11:22:19.471	1		11:22:57.639	11:21:36.268	34.680	46.691		11:22:57.639
2		1:43.400	32.646	32.929	37.825	262.7	11:24:02.871	2		4:03.653	2:46.273	36.177	41.203		11:27:01.292
3		1:43.270	32.729	32.727	37.814	265.3	11:25:46.141	3		1:45.012	33.025	33.261	38.726	260.2	11:28:46.304
4		1:43.092	32.510	32.746	37.836	262.1	11:27:29.233	4		2:16.785	P 35.687	41.613	59.485	262.1	11:31:03.089
5		1:53.071	P 32.764	35.338	44.969	264.0	11:29:22.304	5		7:21.306	6:09.109	33.681	38.516		11:38:24.395
6		10:27.892	9:06.482	37.903	43.507		11:39:50.196	6		1:44.007	32.772	33.095	38.140	262.7	11:40:08.402
7		1:57.162	36.418	36.471	44.273	255.9	11:41:47.358	7		1:57.347	33.230	41.169	42.948	265.3	11:42:05.749
8		1:55.232	36.006	37.547	41.679	246.5	11:43:42.590	8		1:46.489	32.559	32.983	40.947	262.1	11:43:52.238
9		1:51.897	34.719	35.635	41.543	257.7	11:45:34.487	9		1:44.658	32.347	32.949	39.362	263.4	11:45:36.896
10		1:54.207	34.649	36.780	42.778	256.5	11:47:28.694	10		1:45.672	33.203	34.148	38.321	254.1	11:47:22.568
11		1:51.153	35.405	35.184	40.564	259.6	11:49:19.847	11		1:45.055	32.274	34.131	38.650	263.4	11:49:07.623
12		1:50.452	34.159	35.208	41.085	258.9	11:51:10.299	12		1:51.193	P 32.683	32.986	45.524	263.4	11:50:58.816
13		1:52.700	36.775	35.669	40.256	251.1	11:53:02.999	13		9:26.980	8:10.540	35.995	40.445		12:00:25.796
14		1:49.782	33.909	35.255	40.618	260.8	11:54:52.781	14		1:51.328	34.499	34.989	41.840	257.1	12:02:17.124
15		1:47.450	33.633	34.247	39.570	260.8	11:56:40.231	15		1:50.811	33.790	34.716	42.305	260.8	12:04:07.935
16		1:51.396	35.499	34.592	41.305	259.6	11:58:31.627	16		1:50.185	33.573	34.805	41.807	259.6	12:05:58.120
17		1:48.578	33.629	33.987	40.962	261.5	12:00:20.205	17		1:49.736	33.712	35.689	40.335	260.2	12:07:47.856
18		1:58.602	P 34.322	34.570	49.710	254.1	12:02:18.807	18		1:49.533	33.791	34.645	41.097	260.2	12:09:37.389
19		4:21.734	3:09.134	33.106	39.494		12:06:40.541	19		1:47.415	33.934	34.032	39.449	260.8	12:11:24.804
20		1:43.594	32.190	32.509	38.895	265.3	12:08:24.135	20		1:46.453	32.986	33.610	39.857	262.1	12:13:11.257
21		1:42.709	32.214	32.780	37.715	261.5	12:10:06.844	21		1:48.033	33.317	34.143	40.573	260.8	12:14:59.290
22		1:43.466	32.114	32.942	38.410	266.0	12:11:50.310	22		1:52.859	33.345	37.324	42.190	260.8	12:16:52.149
23		1:42.350	32.117	32.546	37.687	261.5	12:13:32.660	23		1:59.557	P 33.575	35.856	50.126	259.6	12:18:51.706
24		1:49.741	P 32.651	33.250	43.840	266.0	12:15:22.401								

19 Robin Rogalski Lamborghini Huracán GT3 EVO2							26 Michael Blanchemain Audi R8 LMS GT3 EVO II								
PRO Filip Ugran Oregon Team							PROAM Marcus Páverud Sainteloc Racing								
Lap	D	Time	Sector 1	Sector 2	Sector 3	T. Spd	Elapsed	Lap	D	Time	Sector 1	Sector 2	Sector 3	T. Spd	Elapsed
1		11:24:01.779	11:22:44.154	36.411	41.214		11:24:01.779	1		11:24:14.831	11:23:00.000	35.804	39.027		11:24:14.831
2		1:49.637	34.923	35.169	39.545	255.3	11:25:51.416	2		1:46.068	33.264	33.897	38.907	261.5	11:26:00.899
3		1:46.999	33.564	33.957	39.478	259.6	11:27:38.415	3		1:45.031	33.000	33.369	38.662	264.0	11:27:45.930
4		1:46.999	33.564	33.957	39.478	259.6	11:27:38.415	4		37:50.780	36:35.548	35.325	39.907	264.0	12:05:36.710
5		2:08.500	P 33.777	37.445	57.278	258.9	11:29:46.915	5		1:48.091	33.752	33.815	40.524	259.6	12:07:24.801
6		9:09.883	7:56.157	34.159	39.567		11:38:56.798	6		1:47.156	33.381	34.050	39.725	260.2	12:09:11.957
7		1:46.089	33.349	33.753	38.987	257.1	11:40:42.887	7		1:48.095	34.774	33.834	39.487	260.8	12:11:00.052
8		1:45.771	33.118	33.604	39.049	259.6	11:42:28.658	8		1:47.007	33.370	34.170	39.467	260.8	12:12:47.059
9		1:45.460	33.127	33.482	38.851	258.9	11:44:14.118	9		1:46.371	33.263	33.885	39.223	262.1	12:14:33.430
10		1:46.600	33.671	33.777	39.152	258.9	11:46:00.718	10		1:46.316	33.173	33.734	39.409	262.1	12:16:19.746
11		1:52.540	P 33.351	33.671	45.518	257.7	11:47:53.258								
12		2:57.722	1:45.176	33.660	38.886		11:50:50.980								
13		1:45.448	32.935	33.079	39.434	260.8	11:52:36.428								
14		1:45.776	33.082	33.298	39.396	258.3	11:54:22.204								
15		1:52.553	P 32.912	33.658	45.983	260.2	11:56:14.757								
16		4:39.923	3:24.381	35.224	40.318		12:00:54.680								
17		1:48.018	34.228	34.242	39.548	255.3	12:02:42.698								
18		1:46.876	33.453	33.643	39.780	257.7	12:04:29.574								
19		1:46.595	33.150	33.967	39.478	258.3	12:06:16.169								
20		1:53.939	P 33.405	33.789	46.745	258.9	12:08:10.108								
21		2:52.709	1:38.551	34.900	39.258		12:11:02.817								
22		1:47.191	33.174	33.326	40.691	259.6	12:12:50.008								
23		1:45.506	33.146	33.578	38.782	260.2	12:14:35.514								
24		1:45.925	32.901	33.626	39.398	261.5	12:16:21.439								
25		2:02.071	38.618	38.815	44.638	245.4	12:18:23.510								
26		1:46.181	33.445	34.017	38.719	256.5	12:20:09.691								
27		1:52.480	P 33.221	33.617	45.642	258.9	12:22:02.171								





Autodromo Int. do Algarve
International GT Open
Private test - 1
Lap Analysis



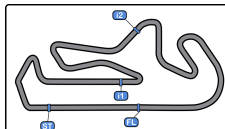
28 Amaury Bonduel Mercedes AMG GT3 EVO **33** Dean Macdonald McLaren 720S GT3 EVO

PRO Luis Michael Dörrbecker BDR Competition							PRO James Kell Greystone GT								
Lap	D	Time	Sector 1	Sector 2	Sector 3	T. Spd	Elapsed	Lap	D	Time	Sector 1	Sector 2	Sector 3	T. Spd	Elapsed
1		11:41:20.255 P	11:39:36.348	49.788	54.119		11:41:20.255	1		11:23:21.503	11:22:07.784	34.732	38.987		11:23:21.503
2		2:32.622	1:15.514	35.287	41.821		11:43:52.877	2		1:44.845	32.847	33.332	38.666	255.9	11:25:06.348
3		1:45.750	33.308	33.435	39.007	257.7	11:45:38.627	3		1:43.747	32.410	33.117	38.220	258.9	11:26:50.095
4		1:48.258	35.260	33.694	39.304	257.7	11:47:26.885	4		1:43.423	32.652	32.932	37.839	257.1	11:28:33.518
5		1:44.834	33.034	33.426	38.374	257.7	11:49:11.719	5		2:16.105 P	32.373	45.200	58.532	260.8	11:30:49.623
6		1:50.957 P	32.819	33.724	44.414	258.3	11:51:02.676	6		7:21.505	6:09.408	33.257	38.840		11:38:11.128
7		4:22.237	3:09.056	33.858	39.323		11:55:24.913	7		1:43.466	32.506	33.152	37.808	257.7	11:39:54.594
8		1:44.206	32.882	32.994	38.330	255.9	11:57:09.119	8		1:43.197	32.298	33.040	37.859	260.8	11:41:37.791
9		1:43.887	32.502	33.098	38.287	256.5	11:58:53.006	9		1:50.319 P	32.351	34.076	43.892	262.7	11:43:28.110
10		1:45.669	32.538	33.014	40.117	257.1	12:00:38.675	10		4:36.099	3:24.928	32.977	38.194		11:48:04.209
11		1:43.789	32.507	32.895	38.387	256.5	12:02:22.464	11		1:44.762	33.570	33.137	38.055	260.2	11:49:48.971
12		1:50.172 P	32.679	32.768	44.725	260.2	12:04:12.636	12		1:44.039	32.367	32.991	38.681	260.2	11:51:33.010
13		4:01.549	2:40.944	37.518	43.087		12:08:14.185	13		1:43.305	32.358	32.811	38.136	257.7	11:53:16.315
14		1:50.195	34.584	35.573	40.038	252.9	12:10:04.380	14		1:43.201	32.181	32.826	38.194	261.5	11:54:59.516
15		1:48.856	33.732	34.924	40.200	254.1	12:11:53.236	15		1:48.388 P	32.204	33.049	43.135	261.5	11:56:47.904
16		1:52.491	33.451	34.956	44.084	257.1	12:13:45.727	16		3:02.778	1:49.623	33.731	39.424		11:59:50.682
17		1:48.506	33.587	34.164	40.755	255.3	12:15:34.233	17		1:43.227	32.640	32.862	37.725	256.5	12:01:33.909
18		1:46.218	33.146	33.867	39.205	254.7	12:17:20.451	18		1:42.828	32.369	32.691	37.768	262.1	12:03:16.737
19		1:46.004	33.165	33.804	39.035	255.3	12:19:06.455	19		1:42.626	32.258	32.643	37.725	262.1	12:04:59.363
20		1:45.680	33.063	33.800	38.817	254.7	12:20:52.135	20		1:49.216 P	32.252	33.047	43.917	262.7	12:06:48.579
21		2:03.447 P	36.469	38.020	48.958	255.9	12:22:55.582	21		4:02.255	2:51.637	32.730	37.888		12:10:50.834
22								22		1:43.609	32.737	32.861	38.011	260.8	12:12:34.443
23								23		1:43.795	32.107	33.687	38.001	263.4	12:14:18.238
24								24		1:43.463	32.139	33.445	37.879	262.7	12:16:01.701
25								25		1:47.852	32.377	32.745	42.730	263.4	12:17:49.553
26								26		1:49.415 P	32.650	32.918	43.847	262.7	12:19:38.968

30 Hash Porsche 911 GT3 R (992)

PROAM Alex Fontana Car Collection Motorsport							
Lap	D	Time	Sector 1	Sector 2	Sector 3	T. Spd	Elapsed
1		11:22:10.385	11:20:56.319	33.927	40.139		11:22:10.385
2		1:43.199	32.715	32.820	37.664	260.8	11:23:53.584
3		1:42.215	32.183	32.523	37.509	262.7	11:25:35.799
4		1:42.068	32.059	32.256	37.753	263.4	11:27:17.867
5		1:51.898 P	32.041	33.673	46.184	264.0	11:29:09.765
6		10:49.462	9:24.143	37.435	47.884		11:39:59.227
7		1:44.098	32.062	32.489	39.547	262.7	11:41:43.325
8		1:41.513	31.864	32.280	37.369	264.0	11:43:24.838
9		1:41.858	31.852	32.406	37.600	264.0	11:45:06.696
10		1:42.255	31.936	32.650	37.669	262.7	11:46:48.951
11		1:41.786	31.934	32.504	37.348	263.4	11:48:30.737
12		1:48.240 P	31.955	32.382	43.903	262.1	11:50:18.977
13		3:41.630	2:27.194	34.634	39.802		11:54:00.607
14		1:47.632	34.114	33.828	39.690	256.5	11:55:48.239
15		1:47.147	33.722	34.003	39.422	260.2	11:57:35.386
16		1:47.474	33.610	34.620	39.244	258.3	11:59:22.860
17		1:47.189	34.205	33.964	39.020	257.7	12:01:10.049
18		1:49.023	33.195	35.132	40.696	261.5	12:02:59.072
19		1:47.409	33.682	34.636	39.091	261.5	12:04:46.481
20		1:48.390	33.496	34.481	40.413	262.7	12:06:34.871
21		1:45.958	33.341	33.712	38.905	262.1	12:08:20.829
22		2:08.031 P	47.378	34.168	46.485	262.1	12:10:28.860
23		3:03.028	1:49.811	33.975	39.242		12:13:31.888
24		2:23.659	1:05.590	36.733	41.336	261.5	12:15:55.547
25		1:46.463	33.495	33.876	39.092	258.3	12:17:42.010
26		1:46.905	33.265	34.117	39.523	262.1	12:19:28.915
27		1:48.052	33.557	34.770	39.725	262.1	12:21:16.967
28		2:01.341 P	35.582	36.154	49.605	260.8	12:23:18.308





Autodromo Int. do Algarve
International GT Open
Private test - 1
Lap Analysis

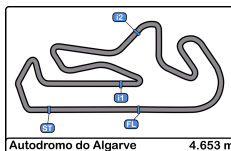


Autodromo do Algarve 4.653 m.

51							63								
Carl Bennett							Antoine Doquin								
Ferrari 296 GT3							Lamborghini Huracán GT3 EVO2								
PRO Tommaso Mosca							PRO Artem Petrov								
AF Corse							Oregon Team								
Lap	D	Time	Sector 1	Sector 2	Sector 3	T. Spd	Elapsed	Lap	D	Time	Sector 1	Sector 2	Sector 3	T. Spd	Elapsed
1		11:23:17.550 P	11:21:56.103	35.157	46.290		11:23:17.550	1		11:22:17.509 P	11:20:55.426	35.996	46.087		11:22:17.509
2		3:52.349	2:38.668	34.268	39.413		11:27:09.899	2		2:44.068	1:29.032	34.102	40.934		11:25:01.577
3		1:45.499	33.014	33.856	38.629	261.5	11:28:55.398	3		1:45.205	33.372	33.281	38.552	255.9	11:26:46.782
4		3:03.343 P	42.202	1:01.023	1:20.118	262.7	11:31:58.741	4		1:45.100	32.933	33.580	38.587	258.9	11:28:31.882
5		6:24.772	5:12.512	33.704	38.556		11:38:23.513	5		2:15.214 P	32.804	43.738	58.672	259.6	11:30:47.096
6		1:44.283	32.648	33.168	38.467	261.5	11:40:07.796	6		7:20.731	6:09.040	33.370	38.321		11:38:07.827
7		1:52.636	33.097	40.153	39.386	266.0	11:42:00.432	7		1:44.101	32.713	32.888	38.500	257.1	11:39:51.928
8		1:44.116	32.578	33.182	38.356	264.0	11:43:44.548	8		1:44.477	33.027	32.933	38.517	260.2	11:41:36.405
9		1:50.318 P	32.627	33.675	44.016	264.0	11:45:34.866	9		1:45.039	32.474	33.450	39.115	260.8	11:43:21.444
10		3:34.189	2:18.884	35.567	39.738		11:49:09.055	10		1:50.765 P	33.225	33.356	44.184	254.7	11:45:12.209
11		1:46.786	34.448	33.915	38.423	262.7	11:50:55.841	11		3:04.768	1:52.982	33.366	38.420		11:48:16.977
12		1:44.818	33.091	33.180	38.547	264.0	11:52:40.659	12		1:43.687	32.469	32.607	38.611	259.6	11:50:00.664
13		1:44.109	32.634	33.187	38.288	263.4	11:54:24.768	13		1:45.290	33.132	33.427	38.731	261.5	11:51:45.954
14		1:43.552	32.349	32.915	38.288	263.4	11:56:08.320	14		1:45.356	32.508	33.087	39.761	260.2	11:53:31.310
15		1:43.517	32.517	32.920	38.080	262.1	11:57:51.837	15		1:50.187 P	32.811	33.127	44.249	255.3	11:55:21.497
16		1:43.722	32.309	33.193	38.220	262.1	11:59:35.559	16		3:50.419	2:34.576	36.677	39.166		11:59:11.916
17		1:48.434 P	32.326	33.177	42.931	262.1	12:01:23.993	17		1:46.799	33.341	34.674	38.784	255.9	12:00:58.715
18		4:46.343	3:35.003	32.996	38.344		12:06:10.336	18		1:47.670	33.151	33.738	40.781	258.3	12:02:46.385
19		1:43.000	32.123	32.732	38.145	264.0	12:07:53.336	19		1:45.596	33.304	33.579	38.713	249.4	12:04:31.981
20		1:43.155	32.136	32.675	38.344	263.4	12:09:36.491	20		1:51.141 P	33.246	33.541	44.354	257.7	12:06:23.122
21		1:46.542	34.112	33.187	39.243	264.7	12:11:23.033	21		3:23.058	2:10.589	33.504	38.965		12:09:46.180
22		1:43.017	32.176	32.651	38.190	264.0	12:13:06.050	22		1:50.333	32.950	33.317	44.066	257.1	12:11:36.513
23		1:43.185	32.145	32.898	38.142	263.4	12:14:49.235	23		1:44.466	32.795	33.252	38.419	257.1	12:13:20.979
24		1:42.824	32.037	32.750	38.037	264.0	12:16:32.059	24		1:44.454	32.659	33.130	38.665	257.7	12:15:05.433
25		1:43.156	32.102	32.747	38.307	264.7	12:18:15.215	25		1:44.708	32.701	33.320	38.687	257.7	12:16:50.141
26		1:46.553	33.124	32.570	40.859	263.4	12:20:01.768	26		1:49.164	32.965	33.224	42.975	255.9	12:18:39.305
27		1:48.372 P	32.149	32.691	43.532	263.4	12:21:50.140	27		1:44.961	32.700	33.270	38.991	257.7	12:20:24.266
28								28		1:53.843 P	33.274	33.694	46.875	258.3	12:22:18.109

55							65								
Laurent De Meeus							Heiko Neumann								
Ferrari 296 GT3							Mercedes AMG GT3 EVO								
PROAM Vincent Abril							PROAM Lukas Dunner								
AF Corse							Team Motopark								
Lap	D	Time	Sector 1	Sector 2	Sector 3	T. Spd	Elapsed	Lap	D	Time	Sector 1	Sector 2	Sector 3	T. Spd	Elapsed
1		11:25:17.434	11:23:43.518	47.095	46.821		11:25:17.434	1		11:22:19.192 P	11:20:53.169	38.693	47.330		11:22:19.192
2		2:04.631	41.164	39.185	44.282	197.0	11:27:22.065	2		8:35.644 P	6:54.690	40.983	59.971		11:30:54.836
3		2:17.263 P	38.184	37.575	1:01.504	198.8	11:29:39.328	3		8:36.626	7:24.202	33.516	38.908		11:39:31.462
4		10:23.713	9:02.690	38.016	43.007		11:40:03.041	4		1:44.121	32.818	33.193	38.110	258.9	11:41:15.583
5		1:59.496	41.507	37.547	40.442	208.8	11:42:02.537	5		1:43.890	32.641	32.828	38.421	261.5	11:42:59.473
6		1:53.612	37.130	35.481	41.001	219.9	11:43:56.149	6		1:43.110	32.322	32.622	38.166	262.1	11:44:42.583
7		1:45.983	33.767	33.542	38.674	260.2	11:45:42.132	7		1:43.918	32.494	33.017	38.407	258.9	11:46:26.501
8		1:57.757 P	33.188	36.100	48.469	261.5	11:47:39.889	8		1:43.954	32.353	33.074	38.527	259.6	11:48:10.455
9		4:12.787	2:51.098	35.413	46.276		11:51:52.676	9		1:49.881 P	32.501	32.875	44.505	260.2	11:50:00.336
10		1:43.221	32.503	32.688	38.030	260.2	11:53:35.897	10		3:44.656	2:31.182	33.634	39.840		11:53:44.992
11		1:42.644	32.033	32.587	38.024	261.5	11:55:18.541	11		1:43.828	32.985	32.972	37.871	257.7	11:55:28.820
12		1:51.561 P	32.296	33.375	45.890	260.2	11:57:10.102	12		1:42.846	32.350	32.655	37.841	262.7	11:57:11.666
13		3:37.302	2:24.538	34.172	38.592		12:00:47.404	13		1:43.271	32.195	33.236	37.840	262.1	11:58:54.937
14		1:42.704	32.143	32.633	37.928	258.9	12:02:30.108	14		1:49.024 P	32.371	32.802	43.851	260.8	12:00:43.961
15		1:42.792	32.337	32.593	37.862	260.2	12:04:12.900	15		4:08.458	2:48.481	37.573	42.404		12:04:52.419
16		1:48.538 P	32.181	33.244	43.113	262.1	12:06:01.438	16		1:45.759	33.593	33.098	39.068	263.4	12:06:38.178
17		6:13.433	4:57.397	34.975	41.061		12:12:14.871	17		1:43.614	32.391	33.070	38.153	262.7	12:08:21.792
18		1:48.462	33.970	34.198	40.294	255.3	12:14:03.333	18		1:43.807	32.714	32.368	38.725	262.1	12:10:05.599
19		1:49.611	34.417	35.314	39.880	257.1	12:15:52.944	19		1:52.679 P	33.178	34.377	45.124	262.1	12:11:58.278
20		1:46.803	33.490	33.647	39.666	258.3	12:17:39.747	20		3:17.331	2:05.624	33.827	37.880		12:15:15.609
21		1:46.664	33.243	33.670	39.751	258.3	12:19:26.411	21		1:41.708	32.023	32.250	37.435	261.5	12:16:57.317
22		1:46.239	32.992	33.729	39.518	257.7	12:21:12.650	22		1:43.267	31.975	32.653	38.639	262.1	12:18:40.584
23		2:00.894 P	36.358	35.319	49.217	223.6	12:23:13.544	23		1:51.475 P	32.055	32.916	46.504	263.4	12:20:32.059





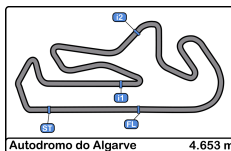
Autodromo Int. do Algarve
International GT Open
Private test - 1
Lap Analysis



75							79								
Filip Salaquarda							Johannes Zelger								
Audi R8 LMS GT3 EVO II							Porsche 911 GT3 R (992)								
PROAM		Libor Milota		Team ISR			PROAM		Fabio Babini			Tsunami RT			
Lap	D	Time	Sector 1	Sector 2	Sector 3	T. Spd	Elapsed	Lap	D	Time	Sector 1	Sector 2	Sector 3	T. Spd	Elapsed
1		11:22:44.405	11:21:26.064	33.793	44.548		11:22:44.405	1		11:27:14.851	11:25:51.027	39.384	44.440		11:27:14.851
2		1:42.894	32.239	32.773	37.882	259.6	11:24:27.299	2		1:57.936 P	36.701	34.488	46.747	252.3	11:29:12.787
3		1:42.750	32.142	32.625	37.983	264.7	11:26:10.049	3		9:14.967	8:02.462	33.480	39.025		11:38:27.754
4		1:42.977	32.368	32.759	37.850	264.7	11:27:53.026	4		1:44.390	32.598	32.777	39.015	261.5	11:40:12.144
5		2:22.546 P	32.019	35.611	1:14.916	263.4	11:30:15.572	5		1:44.808	32.550	33.700	38.558	263.4	11:41:56.952
6		8:44.862	7:31.697	34.085	39.080		11:39:00.434	6		1:44.026	32.456	32.638	38.932	264.7	11:43:40.978
7		1:48.643	33.133	34.892	40.618	263.4	11:40:49.077	7		1:50.503 P	33.173	33.109	44.221	264.0	11:45:31.481
8		1:43.079	32.212	32.698	38.169	262.1	11:42:32.156	8		5:32.978	4:20.597	33.433	38.948		11:51:04.459
9		1:43.043	32.227	32.852	37.964	264.7	11:44:15.199	9		1:44.515	32.659	33.056	38.800	263.4	11:52:48.974
10		1:52.474 P	32.285	32.978	47.211	263.4	11:46:07.673	10		1:43.628	32.480	32.741	38.407	264.7	11:54:32.602
11		3:22.930	2:08.445	34.507	39.978		11:49:30.603	11		1:43.716	32.246	32.739	38.731	262.7	11:56:16.318
12		1:44.582	32.858	33.272	38.452	260.8	11:51:15.185	12		1:50.730 P	32.711	33.446	44.573	262.7	11:58:07.048
13		1:46.290	32.479	34.895	38.916	262.7	11:53:01.475	13		5:57.464	4:45.196	33.484	38.784		12:04:04.512
14		1:44.153	32.465	33.176	38.512	260.8	11:54:45.628	14		1:44.020	32.423	32.848	38.749	262.7	12:05:48.532
15		1:44.235	32.458	32.755	39.022	262.7	11:56:29.863	15		1:51.072 P	32.970	32.994	45.108	264.0	12:07:39.604
16		1:44.345	32.506	32.898	38.941	258.9	11:58:14.208	16		7:13.564	6:01.214	33.435	38.915		12:14:53.168
17		2:07.349 P	32.495	44.304	50.550	261.5	12:00:21.557	17		1:43.519	32.521	32.535	38.463	262.7	12:16:36.687
18		4:34.762	3:21.707	33.820	39.235		12:04:56.319	18		1:43.950	32.447	32.783	38.720	262.1	12:18:20.637
19		1:45.589	33.243	33.424	38.922	258.9	12:06:41.908	19		1:44.214	32.398	33.174	38.642	260.8	12:20:04.851
20		1:45.087	32.297	32.766	40.024	264.7	12:08:26.995	20		1:56.020 P	35.682	34.057	46.281	256.5	12:22:00.871
21		1:45.997	32.698	34.046	39.253	266.0	12:10:12.992								
22		1:43.796	32.389	32.926	38.481	263.4	12:11:56.788								
23		1:50.695 P	32.249	33.331	45.115	264.7	12:13:47.483								

77							80								
Alfredo Hernández							Luca Ludwig								
Mercedes AMG GT3 EVO							Ferrari 488 GT3 Evo								
AM		BDR Competition					PROAM		Iván Velasco						
Lap	D	Time	Sector 1	Sector 2	Sector 3	T. Spd	Elapsed	Lap	D	Time	Sector 1	Sector 2	Sector 3	T. Spd	Elapsed
1		11:30:05.322 P	11:28:07.656	50.183	1:07.483		11:30:05.322	1		11:22:25.176 P	11:21:04.574	34.523	46.079		11:22:25.176
2		13:29.259	11:59.915	42.972	46.372		11:43:34.581	2		6:05.222	4:53.231	33.398	38.593		11:28:30.398
3		2:02.176	40.432	37.554	44.190	236.3	11:45:36.757	3		2:14.985 P	33.056	44.259	57.670	261.5	11:30:45.383
4		2:00.682	37.462	38.839	44.381	236.3	11:47:37.439	4		9:21.153	8:02.152	34.688	44.313		11:40:06.536
5		2:00.302	37.737	38.517	44.048	236.8	11:49:37.741	5		1:44.670	33.116	33.012	38.542	258.9	11:41:51.206
6		1:55.973	36.914	36.468	42.591	238.9	11:51:33.714	6		1:44.898	32.616	33.419	38.863	263.4	11:43:36.104
7		2:05.188 P	37.795	36.045	51.348	240.0	11:53:38.902	7		1:51.288 P	33.258	33.284	44.746	262.1	11:45:27.392
8		4:16.397	2:49.946	41.852	44.599		11:57:55.299	8		3:49.360	2:35.218	33.330	40.812		11:49:16.752
9		1:55.846	36.238	36.442	43.166	238.4	11:59:51.145	9		1:43.001	32.195	32.937	37.869	261.5	11:50:59.753
10		1:53.468	35.991	35.784	41.693	239.4	12:01:44.613	10		1:47.533	32.157	33.098	42.278	263.4	11:52:47.286
11		1:53.354	35.802	35.901	41.651	242.6	12:03:37.967	11		1:43.233	32.315	32.787	38.131	262.7	11:54:30.519
12		1:52.533	35.391	35.943	41.199	243.2	12:05:30.500	12		1:43.396	32.373	32.767	38.256	262.7	11:56:13.915
13		1:57.860 P	35.118	35.223	47.519	244.8	12:07:28.360	13		1:48.573 P	32.322	32.888	43.363	260.8	11:58:02.488
14		4:22.082	3:03.535	36.013	42.534		12:11:50.442	14		4:45.461	3:28.485	36.699	40.277		12:02:47.949
15		1:51.957	35.356	35.451	41.150	244.8	12:13:42.399	15		1:47.068	33.684	34.034	39.350	260.2	12:04:35.017
16		3:16.231 P	34.991	35.170	2:06.070	245.4	12:16:58.630	16		3:25.463 P	33.077	33.439	2:18.947	259.6	12:08:00.480
								17		7:46.193	6:32.268	34.450	39.475		12:15:46.673
								18		1:45.682	33.068	33.410	39.204	258.3	12:17:32.355
								19		1:46.118	33.023	33.749	39.346	260.2	12:19:18.473
								20		1:54.757 P	33.041	33.231	48.485	260.2	12:21:13.230





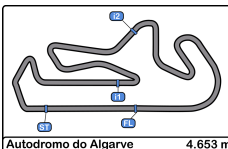
Autodromo Int. do Algarve
International GT Open
Private test - 1
Lap Analysis



82							188								
Marcelo Ramirez							Mark Sansom								
Mercedes AMG GT3 EVO							McLaren 720S GT3 EVO								
PRO Ralf Aron							Miguel Ramos								
GetSpeed							Garage 59								
Lap	D	Time	Sector 1	Sector 2	Sector 3	T. Spd	Elapsed	Lap	D	Time	Sector 1	Sector 2	Sector 3	T. Spd	Elapsed
1		11:22:28.330	11:21:15.928	33.735	38.667		11:22:28.330	1		11:23:18.173	11:22:01.396	35.764	41.013		11:23:18.173
2		1:44.459	32.820	33.385	38.254	260.8	11:24:12.789	2		1:50.387	34.357	34.832	41.198	254.1	11:25:08.560
3		1:43.579	32.347	33.102	38.130	261.5	11:25:56.368	3		1:48.537	34.467	34.424	39.646	255.9	11:26:57.097
4		1:43.310	32.295	32.918	38.097	263.4	11:27:39.678	4		1:50.562	35.405	34.090	41.067	257.1	11:28:47.659
5		2:09.216 P	32.913	37.947	58.356	265.3	11:29:48.894	5		3:10.351 P	45.846	1:04.557	1:19.948	257.7	11:31:58.010
6		11:27.213 P	9:51.377	39.505	56.331		11:41:16.107	6		7:14.744	6:00.722	34.659	39.363		11:39:12.754
7		4:32.658	3:17.148	35.818	39.692		11:45:48.765	7		1:47.664	33.831	34.533	39.300	256.5	11:41:00.418
8		1:47.723	33.288	34.572	39.863	258.9	11:47:36.488	8		1:46.221	33.539	33.550	39.132	258.3	11:42:46.639
9		1:46.282	33.410	33.937	38.935	257.7	11:49:22.770	9		1:45.939	33.486	33.821	38.632	258.9	11:44:32.578
10		1:47.657	32.918	34.233	40.506	262.1	11:51:10.427	10		1:45.740	33.224	33.851	38.665	257.7	11:46:18.318
11		1:53.093	36.831	36.050	40.212	260.8	11:53:03.520	11		1:45.583	33.153	33.614	38.816	257.7	11:48:03.901
12		1:57.661	34.410	39.097	44.154	263.4	11:55:01.181	12		1:48.256	34.505	34.553	39.198	258.9	11:49:52.157
13		1:47.514	33.253	34.975	39.286	259.6	11:56:48.695	13		1:47.087	33.502	34.227	39.358	260.8	11:51:39.244
14		1:50.059	33.712	37.466	38.881	260.8	11:58:38.754	14		1:56.273 P	34.307	34.640	47.326	258.3	11:53:35.517
15		1:48.532	32.943	36.357	39.232	261.5	12:00:27.286	15		5:06.354	3:47.924	37.643	40.787		11:58:41.871
16		1:48.142	33.296	35.186	39.660	262.7	12:02:15.428	16		1:46.056	33.310	33.850	38.896	257.1	12:00:27.927
17		1:55.169 P	34.096	34.572	46.501	262.1	12:04:10.597	17		1:52.631	33.081	36.866	42.684	261.5	12:02:20.558
18		14:26.669	13:07.906	35.173	43.590		12:18:37.266	18		1:45.650	33.071	33.394	39.185	260.2	12:04:06.208
19		1:45.669	33.239	33.746	38.684	257.7	12:20:22.935	19		1:44.138	32.756	32.952	38.430	260.8	12:05:50.346
20		1:53.859 P	33.303	33.441	47.115	260.2	12:22:16.794	20		1:46.707	32.753	33.979	39.975	262.1	12:07:37.053

86							777								
Audunn Gudmundsson							Marcin Jedliński								
Porsche 911 GT3 R (992)							Ferrari 296 GT3								
AM Thorvaldur Gissurarson							Karol Basz								
Team Thor							Olimp Racing								
Lap	D	Time	Sector 1	Sector 2	Sector 3	T. Spd	Elapsed	Lap	D	Time	Sector 1	Sector 2	Sector 3	T. Spd	Elapsed
1		11:23:34.080	11:22:18.435	34.570	41.075		11:23:34.080	1		11:24:16.601 P	11:22:58.336	33.502	44.763		11:24:16.601
2		1:46.510	33.501	33.722	39.287	257.1	11:25:20.590	2		4:20.120	3:04.253	32.974	42.893		11:28:36.721
3		1:46.651	33.903	33.654	39.094	260.8	11:27:07.241	3		2:15.251 P	32.553	43.698	59.000	263.4	11:30:51.972
4		9:01.296 P	32.773	7:28.885	59.638	260.8	11:36:08.537	4		7:58.894	6:47.267	33.092	38.535		11:38:50.866
5		8:51.950	7:33.868	35.782	42.300		11:45:00.487	5		1:43.438	32.266	32.875	38.297	262.1	11:40:34.304
6		1:51.595	34.785	34.215	42.595	252.9	11:46:52.082	6		1:43.063	32.375	32.604	38.084	263.4	11:42:17.367
7		1:46.887	33.738	33.688	39.461	257.7	11:48:38.969	7		1:42.609	32.133	32.555	37.921	264.7	11:43:59.976
8		2:00.867	46.878	34.662	39.327	258.9	11:50:39.836	8		1:50.768 P	32.792	33.393	44.583	263.4	11:45:50.744
9		2:11.976	57.709	34.613	39.654	261.5	11:52:51.812	9		6:33.281	5:18.765	32.622	41.894		11:52:24.025
10		1:47.320	34.353	33.850	39.117	260.2	11:54:39.132	10		1:42.691	32.081	32.586	38.024	263.4	11:54:06.716
11		1:46.726	33.926	33.749	39.051	261.5	11:56:25.858	11		1:52.132 P	32.238	32.537	47.357	264.7	11:55:58.848
12		3:54.577	33.522	2:37.606	43.449	260.2	12:00:20.435	12		6:57.795	5:40.268	36.816	40.711		12:02:56.643
13		1:51.393	35.292	34.499	41.602	245.4	12:02:11.828	13		1:49.088	34.952	34.672	39.464	257.1	12:04:45.731
14		1:48.225	34.212	34.731	39.282	252.3	12:04:00.053	14		1:49.708	33.841	35.859	40.008	261.5	12:06:35.439
15		1:47.968	34.260	34.518	39.190	257.7	12:05:48.021	15		1:48.751	33.440	35.194	40.117	262.1	12:08:24.190
16		1:58.048 P	34.519	34.108	49.421	260.8	12:07:46.069	16		1:51.334	34.581	34.647	42.106	234.7	12:10:15.524
17		4:57.132	3:43.439	33.700	39.993		12:12:43.201	17		1:46.720	33.604	33.794	39.322	261.5	12:12:02.244
18		1:45.401	32.891	33.747	38.763	260.8	12:14:28.602	18		1:46.502	33.326	33.945	39.231	260.8	12:13:48.746
19		1:45.964	32.847	34.199	38.918	262.7	12:16:14.566	19		1:49.496	34.976	34.737	39.783	263.4	12:15:38.242
20		1:50.855	36.305	35.094	39.456	261.5	12:18:05.421	20		1:46.359	33.518	33.809	39.032	257.1	12:17:24.601
21		1:45.293	32.837	33.563	38.893	260.2	12:19:50.714	21		1:46.271	33.115	33.863	39.293	261.5	12:19:10.872
22		1:46.555	33.748	33.898	38.909	260.2	12:21:37.269	22		1:46.455	33.286	33.973	39.196	261.5	12:20:57.327
23		1:53.349 P	33.493	34.148	45.708	260.8	12:23:30.618	23		2:00.458 P	37.655	34.318	48.485	199.2	12:22:57.785





Autodromo Int. do Algarve

International GT Open

Private test - 1

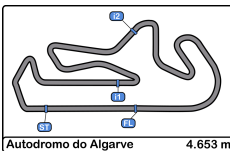
Best Sectors Results



Autodromo do Algarve 4.653 m.

Sector - 1			Sector - 2			Sector - 3			Ideal Lap vs Best Lap		
Clas	Nº Driver	Time	Nº Driver	Time	Nº Driver	Time	Clas	Nº Driver	Ideal Lap	Best Lap	Clas
1	9 Bartone - Schiller	31.757	1 Reicher - Haase	32.238	30 Hash - Fontana	37.348	1	30 Hash - Fontana	1:41.456	1:41.513	1
2	30 Hash - Fontana	31.852	65 Neumann - Dunner	32.250	65 Neumann - Dunner	37.435	2	65 Neumann - Dunner	1:41.660	1:41.708	2
3	65 Neumann - Dunner	31.975	30 Hash - Fontana	32.256	11 Révész - Cairoli	37.593	3	9 Bartone - Schiller	1:41.917	1:41.998	3
4	75 Salaquarda - Milota	32.019	9 Bartone - Schiller	32.405	18 Nesov - Kizilov	37.687	4	1 Reicher - Haase	1:42.171	1:42.488	6
5	11 Révész - Cairoli	32.024	18 Nesov - Kizilov	32.509	33 Macdonald - Kell	37.725	5	11 Révész - Cairoli	1:42.192	1:42.372	5
6	55 De Meeus - Abril	32.033	79 Zelger - Babini	32.535	4 Porter - Meakin	37.751	6	18 Nesov - Kizilov	1:42.310	1:42.350	4
7	51 Bennett - Mosca	32.037	777 Jedliński - Basz	32.537	9 Bartone - Schiller	37.755	7	33 Macdonald - Kell	1:42.475	1:42.626	8
8	4 Porter - Meakin	32.080	51 Bennett - Mosca	32.570	1 Reicher - Haase	37.796	8	55 De Meeus - Abril	1:42.482	1:42.644	9
9	777 Jedliński - Basz	32.081	11 Révész - Cairoli	32.575	5 Jedliński - Korzeniowski	37.800	9	4 Porter - Meakin	1:42.487	1:42.922	13
10	33 Macdonald - Kell	32.107	55 De Meeus - Abril	32.587	188 Sansom - Ramos	37.837	10	75 Salaquarda - Milota	1:42.494	1:42.750	10
11	18 Nesov - Kizilov	32.114	63 Doquin - Petrov	32.607	75 Salaquarda - Milota	37.850	11	777 Jedliński - Basz	1:42.539	1:42.609	7
12	1 Reicher - Haase	32.137	75 Salaquarda - Milota	32.625	13 Visoiu - Krütten	37.858	12	51 Bennett - Mosca	1:42.644	1:42.824	11
13	17 Lebbon - Emson	32.143	33 Macdonald - Kell	32.643	55 De Meeus - Abril	37.862	13	5 Jedliński - Korzeniowski	1:42.729	1:42.942	14
14	80 Ludwig - Velasco	32.157	4 Porter - Meakin	32.656	80 Ludwig - Velasco	37.869	14	80 Ludwig - Velasco	1:42.793	1:43.001	15
15	13 Visoiu - Krütten	32.175	5 Jedliński - Korzeniowski	32.714	777 Jedliński - Basz	37.921	15	13 Visoiu - Krütten	1:42.800	1:42.860	12
16	5 Jedliński - Korzeniowski	32.215	80 Ludwig - Velasco	32.767	6 Jans - Walker	37.923	16	17 Lebbon - Emson	1:42.910	1:43.159	16
17	79 Zelger - Babini	32.246	13 Visoiu - Krütten	32.767	17 Lebbon - Emson	37.954	17	6 Jans - Walker	1:43.089	1:43.511	18
18	21 Forgione - Rugolo	32.274	28 Bonduel - Dörrbecker	32.768	51 Bennett - Mosca	38.037	18	79 Zelger - Babini	1:43.188	1:43.519	19
19	82 Ramírez - Aron	32.295	17 Lebbon - Emson	32.813	82 Ramírez - Aron	38.097	19	82 Ramírez - Aron	1:43.310	1:43.310	17
20	6 Jans - Walker	32.339	6 Jans - Walker	32.827	21 Forgione - Rugolo	38.140	20	21 Forgione - Rugolo	1:43.363	1:44.007	23
21	63 Doquin - Petrov	32.469	10 Grove - Grove	32.845	28 Bonduel - Dörrbecker	38.287	21	188 Sansom - Ramos	1:43.380	1:43.588	20
22	28 Bonduel - Dörrbecker	32.502	82 Ramírez - Aron	32.918	63 Doquin - Petrov	38.321	22	63 Doquin - Petrov	1:43.397	1:43.687	21
23	188 Sansom - Ramos	32.591	21 Forgione - Rugolo	32.949	79 Zelger - Babini	38.407	23	28 Bonduel - Dörrbecker	1:43.557	1:43.789	22
24	10 Grove - Grove	32.622	188 Sansom - Ramos	32.952	26 Blanchemain - Páverud	38.662	24	10 Grove - Grove	1:44.162	1:44.189	24
25	86 Gudmundsson - Gissurarson	32.773	19 Rogalski - Ugran	33.079	10 Grove - Grove	38.695	25	19 Rogalski - Ugran	1:44.699	1:45.448	27
26	19 Rogalski - Ugran	32.901	26 Blanchemain - Páverud	33.369	19 Rogalski - Ugran	38.719	26	26 Blanchemain - Páverud	1:45.031	1:45.031	25
27	26 Blanchemain - Páverud	33.000	86 Gudmundsson - Gissurarson	33.563	86 Gudmundsson - Gissurarson	38.763	27	86 Gudmundsson - Gissurarson	1:45.099	1:45.293	26
28	77 Alfredo Hernández	34.991	77 Alfredo Hernández	35.170	77 Alfredo Hernández	41.150	28	77 Alfredo Hernández	1:51.311	1:51.957	28





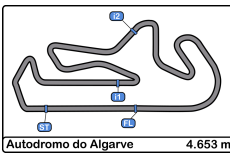
Autodromo Int. do Algarve
International GT Open
Private test - 1
Best 5 Lap Times



Autodromo do Algarve 4.653 m.

Cl	Nº	Entrant/Team	Nat	Driver 1	Nat	Driver 2	Nat	Vehicle	Cat	Cl	Best 1		Best 2		Best 3		Best 4		Best 5	
											Time	Lap	Time	Lap	Time	Lap	Time	Lap	Time	Lap
1	30	Car Collection Motorsport	DEU	Hash	USA	Alex Fontana	CHE	Porsche 911 GT3 R (992)	PROAM	1	1:41.513	8	1:41.786	11	1:41.858	9	1:42.068	4	1:42.215	3
2	65	Team Motopark	DEU	Heiko Neumann	DEU	Lukas Dunner	AUT	Mercedes AMG GT3 EVO	PROAM	2	1:41.708	21	1:42.846	12	1:43.110	6	1:43.267	22	1:43.271	13
3	9	GetSpeed	DEU	Anthony Bartone	USA	Fabian Schiller	DEU	Mercedes AMG GT3 EVO	PRO	1	1:41.998	23	1:42.254	24	1:42.500	26	1:42.953	22	1:43.536	17
4	18	Dinamic GT	ITA	Alexey Nesov	MD	Maksim Kizilov	MD	Porsche 911 GT3 R (992)	PRO	2	1:42.350	23	1:42.709	21	1:43.092	4	1:43.270	3	1:43.400	2
5	11	Team Motopark	DEU	Levente Révész	HUN	Matteo Cairoli	ITA	Mercedes AMG GT3 EVO	PRO	3	1:42.372	18	1:42.470	17	1:42.800	8	1:42.832	19	1:43.366	11
6	1	Eastalent Racing	AUT	Simon Reicher	AUT	Christopher Haase	DEU	Audi R8 LMS GT3 EVO II	PRO	4	1:42.488	3	1:42.531	9	1:42.638	4	1:42.644	10	1:42.690	8
7	777	Olimp Racing	POL	Marcin Jedliński	POL	Karol Basz	POL	Ferrari 296 GT3	PROAM	3	1:42.609	7	1:42.691	10	1:43.063	6	1:43.438	5	1:46.271	21
8	33	Greystone GT	GBR	Dean Macdonald	GBR	James Kell	GBR	McLaren 720S GT3 EVO	PRO	5	1:42.626	19	1:42.828	18	1:43.197	8	1:43.201	14	1:43.227	17
9	55	AF Corse	ITA	Laurent De Meeus	BEL	Vincent Abril	FRA	Ferrari 296 GT3	PROAM	4	1:42.644	11	1:42.704	14	1:42.792	15	1:43.221	10	1:45.983	7
10	75	Team ISR	CZE	Filip Salaquarda	CZE	Libor Milota	CZE	Audi R8 LMS GT3 EVO II	PROAM	5	1:42.750	3	1:42.894	2	1:42.977	4	1:43.043	9	1:43.079	8
11	51	AF Corse	ITA	Carl Bennett	ITA	Tommaso Mosca	ITA	Ferrari 296 GT3	PRO	6	1:42.824	24	1:43.000	19	1:43.017	22	1:43.155	20	1:43.156	25
12	13	Team Motopark	DEU	Robert Visoiu	ROU	Niklas Krütten	DEU	Mercedes AMG GT3 EVO	PRO	7	1:42.860	4	1:43.483	9	1:43.547	15	1:43.571	2	1:43.646	3
13	4	Optimum Motorsport	GBR	Michael Porter	GBR	Zac Meakin	GBR	McLaren 720S GT3 EVO	PRO	8	1:42.922	12	1:42.939	13	1:42.952	20	1:43.028	8	1:43.062	14
14	5	Olimp Racing	POL	Stanislaw Jedliński	POL	Krystian Korzeniowski	POL	Ferrari 296 GT3	AM	1	1:42.942	6	1:44.142	7	1:44.993	5	1:49.089	8	1:52.727	15
15	80	Mertel Motorsport	DEU	Luca Ludwig	ESP	Iván Velasco	ESP	Ferrari 488 GT3 Evo	PROAM	6	1:43.001	9	1:43.233	11	1:43.396	12	1:44.670	5	1:44.898	6
16	17	Elite Motorsport with Entire Race Engineering	GBR	Tom Lebbon	GBR	Tom Emson	GBR	Ferrari 296 GT3	PRO	9	1:43.159	22	1:43.226	19	1:43.415	18	1:43.515	6	1:43.531	13
17	82	GetSpeed	DEU	Marcelo Ramírez	MEX	Ralf Aron	EST	Mercedes AMG GT3 EVO	PRO	10	1:43.310	4	1:43.579	3	1:44.459	2	1:45.669	19	1:46.282	9
18	6	GetSpeed	DEU	Steve Jans	LUX	Aaron Walker	GBR	Mercedes AMG GT3 EVO	PROAM	7	1:43.511	21	1:43.774	20	1:43.814	3	1:43.879	18	1:43.941	11
19	79	Tsunami RT	SMR	Johannes Zelger	ITA	Fabio Babini	ITA	Porsche 911 GT3 R (992)	PROAM	8	1:43.519	17	1:43.628	10	1:43.716	11	1:43.950	18	1:44.020	14
20	188	Garage 59	GBR	Mark Sansom	GBR	Miguel Ramos	PRT	McLaren 720S GT3 EVO	AM	2	1:43.588	21	1:44.069	22	1:44.138	19	1:44.203	23	1:45.488	24
21	63	Oregon Team	ITA	Antoine Doquin	FRA	Artem Petrov	ISR	Lamborghini Huracán GT3 EVO2	PRO	11	1:43.687	12	1:44.101	7	1:44.454	24	1:44.466	23	1:44.477	8
22	28	BDR Competition / BDR Grupo Prom Racing Team	BEL	Amaury Bonduel	FRA	Luis Michael Dörrbecker	MEX	Mercedes AMG GT3 EVO	PRO	12	1:43.789	11	1:43.887	9	1:44.206	8	1:44.834	5	1:45.669	10
23	21	AF Corse	ITA	Gino Forgiione	CHE	Michele Rugolo	ITA	Ferrari 296 GT3	AM	3	1:44.007	6	1:44.658	9	1:45.012	3	1:45.055	11	1:45.672	10
24	10	Iron Lynx	ITA	Brenton Grove	AUS	Stephen Grove	AUS	Mercedes AMG GT3 EVO	PROAM	9	1:44.189	8	1:44.514	6	1:44.825	7	1:45.311	25	1:45.481	3
25	26	Sainteloc Racing	FRA	Michael Blanchemain	FRA	Marcus Páverud	NOR	Audi R8 LMS GT3 EVO II	PROAM	10	1:45.031	3	1:46.068	2	1:46.316	10	1:46.371	9	1:47.007	8
26	86	Team Thor	ISL	Audunn Gudmundsson	ISL	Thorvaldur Gissurarson	ISL	Porsche 911 GT3 R (992)	AM	4	1:45.293	21	1:45.401	18	1:45.964	19	1:46.510	2	1:46.555	22
27	19	Oregon Team	ITA	Robin Rogalski	POL	Filip Ugran	POL	Lamborghini Huracán GT3 EVO2	PRO	13	1:45.448	12	1:45.460	8	1:45.506	22	1:45.771	7	1:45.776	13
28	77	BDR Competition / BDR Grupo Prom Racing Team	BEL	Alfredo Hernández	MEX			Mercedes AMG GT3 EVO	AM	5	1:51.957	15	1:52.533	12	1:53.354	11	1:53.468	10	1:55.846	9



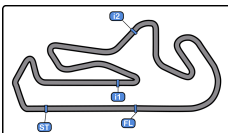


Autodromo Int. do Algarve
International GT Open
Private test - 1
Best 5 Top Speeds



Cl	Nº	Entrant/Team	Nat	Driver 1	Nat	Driver 2	Nat	Vehicle	Cat	Cl	Top 1		Top 2		Top 3		Top 4		Top 5		Avg
											Km/h	Lap	Km/h	Lap	Km/h	Lap	Km/h	Lap	Km/h	Lap	
1	18	Dinamic GT	ITA	Alexey Nesov	FIA	Maksim Kizilov	FIA	Porsche 911 GT3 R (992)	PRO	1	266.0	22	266.0	24	265.3	3	265.3	20	264.0	5	265.3
2	51	AF Corse	ITA	Carl Bennett	ITA	Tommaso Mosca	ITA	Ferrari 296 GT3	PRO	2	266.0	7	264.7	21	264.7	25	264.0	8	264.0	9	264.7
3	75	Team ISR	CZE	Filip Salaquarda	CZE	Libor Milota	CZE	Audi R8 LMS GT3 EVO II	PROAM	1	266.0	21	264.7	3	264.7	4	264.7	9	264.7	20	264.9
4	5	Olimp Racing	POL	Stanislaw Jedliński	POL	Krystian Korzeniowski	POL	Ferrari 296 GT3	AM	1	265.3	7	263.4	5	263.4	6	262.7	3	258.9	8	262.7
5	21	AF Corse	ITA	Gino Forgione	CHE	Michele Rugolo	ITA	Ferrari 296 GT3	AM	2	265.3	7	263.4	9	263.4	11	263.4	12	262.7	6	263.6
6	82	GetSpeed	DEU	Marcelo Ramirez	MEX	Ralf Aron	EST	Mercedes AMG GT3 EVO	PRO	3	265.3	5	263.4	4	263.4	12	262.7	16	262.1	10	263.4
7	4	Optimum Motorsport	GBR	Michael Porter	GBR	Zac Meakin	GBR	McLaren 720S GT3 EVO	PRO	4	264.7	24	264.0	20	264.0	21	263.4	15	263.4	26	263.9
8	11	Team Motopark	DEU	Levente Révész	HUN	Matteo Cairoli	ITA	Mercedes AMG GT3 EVO	PRO	5	264.7	4	264.0	9	263.4	7	263.4	8	263.4	14	263.8
9	79	Tsunami RT	SMR	Johannes Zelger	ITA	Fabio Babini	ITA	Porsche 911 GT3 R (992)	PROAM	2	264.7	6	264.7	10	264.0	7	264.0	15	263.4	5	264.1
10	777	Olimp Racing	POL	Marcin Jedliński	POL	Karol Basz	POL	Ferrari 296 GT3	PROAM	3	264.7	7	264.7	11	263.4	3	263.4	6	263.4	8	263.9
11	9	GetSpeed	DEU	Anthony Bartone	USA	Fabian Schiller	DEU	Mercedes AMG GT3 EVO	PRO	6	264.0	10	264.0	24	263.4	18	263.4	25	262.7	19	263.5
12	26	Sainteloc Racing	FRA	Michael Blanchemain	FRA	Marcus Páverud	NOR	Audi R8 LMS GT3 EVO II	PROAM	4	264.0	3	264.0	4	262.7	11	262.1	9	262.1	10	263.0
13	30	Car Collection Motorsport	DEU	Hash	USA	Alex Fontana	CHE	Porsche 911 GT3 R (992)	PROAM	5	264.0	5	264.0	8	264.0	9	263.4	4	263.4	11	263.8
14	1	Eastalent Racing	AUT	Simon Reicher	AUT	Christopher Haase	DEU	Audi R8 LMS GT3 EVO II	PRO	7	263.4	19	262.7	8	262.7	9	262.7	22	262.7	27	262.9
15	13	Team Motopark	DEU	Robert Visoiu	ROU	Niklas Krütten	DEU	Mercedes AMG GT3 EVO	PRO	8	263.4	18	263.4	19	263.4	22	262.7	5	262.7	9	263.1
16	17	Elite Motorsport with Entire Race Engineering	GBR	Tom Lebbon	GBR	Tom Emson	GBR	Ferrari 296 GT3	PRO	9	263.4	12	262.7	6	262.7	10	262.7	13	262.7	19	262.9
17	33	Greystone GT	GBR	Dean Macdonald	GBR	James Kell	GBR	McLaren 720S GT3 EVO	PRO	10	263.4	23	263.4	25	262.7	9	262.7	20	262.7	24	263.0
18	65	Team Motopark	DEU	Heiko Neumann	DEU	Lukas Dunner	AUT	Mercedes AMG GT3 EVO	PROAM	6	263.4	16	263.4	23	262.7	12	262.7	17	262.1	6	262.9
19	80	Mertel Motorsport	DEU	Luca Ludwig	DEU	Iván Velasco	ESP	Ferrari 488 GT3 Evo	PROAM	7	263.4	6	263.4	10	262.7	11	262.7	12	262.1	7	262.9
20	188	Garage 59	GBR	Mark Sansom	GBR	Miguel Ramos	PRT	McLaren 720S GT3 EVO	AM	3	263.4	23	262.7	24	262.1	20	262.1	22	262.1	25	262.5
21	86	Team Thor	ISL	Audunn Gudmundsson	ISL	Thorvaldur Gissurason	ISL	Porsche 911 GT3 R (992)	AM	4	262.7	19	261.5	9	261.5	11	261.5	20	260.8	3	261.6
22	55	AF Corse	ITA	Laurent De Meeus	BEL	Vincent Abril	FRA	Ferrari 296 GT3	PROAM	8	262.1	16	261.5	8	261.5	11	260.2	7	260.2	10	261.1
23	19	Oregon Team	ITA	Robin Rogalski	POL	Filip Ugran	ROU	Lamborghini Huracán GT3 EVO2	PRO	11	261.5	23	260.8	12	260.2	14	260.2	22	259.6	3	260.4
24	63	Oregon Team	ITA	Antoine Doquin	FRA	Artem Petrov	ISR	Lamborghini Huracán GT3 EVO2	PRO	12	261.5	13	260.8	9	260.2	8	260.2	14	259.6	5	260.4
25	6	GetSpeed	DEU	Steve Jans	LUX	Aaron Walker	GBR	Mercedes AMG GT3 EVO	PROAM	9	260.8	9	260.8	21	260.8	22	260.2	8	259.6	7	260.4
26	28	BDR Competition / BDR Grupo Prom Racing Team	BEL	Amaury Bonduel	FRA	Luis Michael Dörrbecker	MEX	Mercedes AMG GT3 EVO	PRO	13	260.2	12	258.3	6	257.7	3	257.7	4	257.7	5	258.3
27	10	Iron Lynx	ITA	Brenton Grove	AUS	Stephen Grove	AUS	Mercedes AMG GT3 EVO	PROAM	10	258.9	4	258.9	7	258.9	19	258.3	23	258.3	24	258.7
28	77	BDR Competition / BDR Grupo Prom Racing Team	BEL	Alfredo Hernández	MEX			Mercedes AMG GT3 EVO	AM	5	245.4	16	244.8	13	244.8	15	243.2	12	242.6	11	244.2





Autodromo Int. do Algarve

International GT Open

Private test - 1

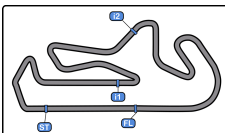
Fastest Laps Sequence

Autodromo do Algarve 4.653 m.



Lap	Time of Day	Session Time	Nº Entrant/Team	Nat	Driver 1	Nat	Driver 2	Nat	Vehicle	Cat	Time	Km/h
2	11:23:53.584	3:53.584	30 Car Collection Motorsport		Hash		Alex Fontana		Porsche 911 GT3 R (992)	PROAM	1:43.199	162.3
2	11:24:27.299	4:27.299	75 Team ISR		Filip Salaquarda		Libor Milota		Audi R8 LMS GT3 EVO II	PROAM	1:42.894	162.7
3	11:25:35.799	5:35.799	30 Car Collection Motorsport		Hash		Alex Fontana		Porsche 911 GT3 R (992)	PROAM	1:42.215	163.8
4	11:27:17.867	7:17.867	30 Car Collection Motorsport		Hash		Alex Fontana		Porsche 911 GT3 R (992)	PROAM	1:42.068	164.1
8	11:43:24.838	23:24.838	30 Car Collection Motorsport		Hash		Alex Fontana		Porsche 911 GT3 R (992)	PROAM	1:41.513	165.0





Autodromo Int. do Algarve

International GT Open

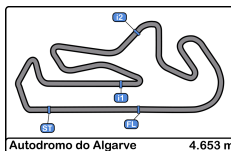
Private test - 1

Event Best Maximum Speed



Nº	Entrant/Team	Nat	Driver 1	Nat	Driver 2	Nat	Vehicle	Cat	Km/h	Session
51	AF Corse	ITA	Carl Bennett	ITA	Tommaso Mosca	ITA	Ferrari 296 GT3	PRO	266.0	Private test - 1
75	Team ISR	CZE	Filip Salaquarda	CZE	Libor Milota	CZE	Audi R8 LMS GT3 EVO II	PROAM	266.0	Private test - 1
18	Dinamic GT	ITA	Alexey Nesov	ITA	Maksim Kizilov	ITA	Porsche 911 GT3 R (992)	PRO	266.0	Private test - 1
82	GetSpeed	DEU	Marcelo Ramirez	MEX	Ralf Aron	EST	Mercedes AMG GT3 EVO	PRO	265.3	Private test - 1
21	AF Corse	ITA	Gino Forgiione	CHE	Michele Rugolo	ITA	Ferrari 296 GT3	AM	265.3	Private test - 1
5	Olimp Racing	POL	Stanislaw Jedliński	POL	Krystian Korzeniowski	POL	Ferrari 296 GT3	AM	265.3	Private test - 1
79	Tsunami RT	SMR	Johannes Zelger	ITA	Fabio Babini	ITA	Porsche 911 GT3 R (992)	PROAM	264.7	Private test - 1
11	Team Motopark	DEU	Levente Révész	HUN	Matteo Cairolì	ITA	Mercedes AMG GT3 EVO	PRO	264.7	Private test - 1
777	Olimp Racing	POL	Marcin Jedliński	POL	Karol Basz	POL	Ferrari 296 GT3	PROAM	264.7	Private test - 1
4	Optimum Motorsport	GBR	Michael Porter	GBR	Zac Meakin	GBR	McLaren 720S GT3 EVO	PRO	264.7	Private test - 1
26	Sainteloc Racing	FRA	Michael Blanchemain	FRA	Marcus Pàverud	NOR	Audi R8 LMS GT3 EVO II	PROAM	264.0	Private test - 1
30	Car Collection Motorsport	DEU	Hash	USA	Alex Fontana	CHE	Porsche 911 GT3 R (992)	PROAM	264.0	Private test - 1
9	GetSpeed	DEU	Anthony Bartone	USA	Fabian Schiller	DEU	Mercedes AMG GT3 EVO	PRO	264.0	Private test - 1
80	Mertel Motorsport	DEU	Luca Ludwig	DEU	Iván Velasco	ESP	Ferrari 488 GT3 Evo	PROAM	263.4	Private test - 1
17	Elite Motorsport with Entire Race Engineering	GBR	Tom Lebbon	GBR	Tom Emson	GBR	Ferrari 296 GT3	PRO	263.4	Private test - 1
65	Team Motopark	DEU	Heiko Neumann	DEU	Lukas Dunner	AUT	Mercedes AMG GT3 EVO	PROAM	263.4	Private test - 1
1	Eastalent Racing	AUT	Simon Reicher	AUT	Christopher Haase	DEU	Audi R8 LMS GT3 EVO II	PRO	263.4	Private test - 1
13	Team Motopark	DEU	Robert Visoiu	ROU	Niklas Krütten	DEU	Mercedes AMG GT3 EVO	PRO	263.4	Private test - 1
188	Garage 59	GBR	Mark Sansom	GBR	Miguel Ramos	PRY	McLaren 720S GT3 EVO	AM	263.4	Private test - 1
33	Greystone GT	GBR	Dean Macdonald	GBR	James Kell	GBR	McLaren 720S GT3 EVO	PRO	263.4	Private test - 1
86	Team Thor	ISL	Audunn Gudmundsson	ISL	Thorvaldur Gissurarson	ISL	Porsche 911 GT3 R (992)	AM	262.7	Private test - 1
55	AF Corse	ITA	Laurent De Meeus	BEL	Vincent Abril	FRA	Ferrari 296 GT3	PROAM	262.1	Private test - 1
63	Oregon Team	ITA	Antoine Doquin	FRA	Artem Petrov	ISR	Lamborghini Huracán GT3 EVO2	PRO	261.5	Private test - 1
19	Oregon Team	ITA	Robin Rogalski	POL	Filip Ugran	ROU	Lamborghini Huracán GT3 EVO2	PRO	261.5	Private test - 1
6	GetSpeed	DEU	Steve Jans	LUX	Aaron Walker	GBR	Mercedes AMG GT3 EVO	PROAM	260.8	Private test - 1
28	BDR Competition / BDR Grupo Prom Racing Team	BEL	Amaury Bonduel	FRA	Luis Michael Dörrbecker	MEX	Mercedes AMG GT3 EVO	PRO	260.2	Private test - 1
10	Iron Lynx	ITA	Brenton Grove	AUS	Stephen Grove	AUS	Mercedes AMG GT3 EVO	PROAM	258.9	Private test - 1
77	BDR Competition / BDR Grupo Prom Racing Team	BEL	Alfredo Hernández	MEX			Mercedes AMG GT3 EVO	AM	245.4	Private test - 1





Autodromo Int. do Algarve
International GT Open
Private test - 1
Pit Stop Analysis



1 Simon Reicher Audi R8 LMS GT3 EVO II
 PRO Christopher Haase Eastalent Racing

Nº	In Day Time	In Time	Out Time	Pit Time	T. Pit Time	Handicap	Diff.
1	11:30:14.598	11:30:14.598	11:37:21.561	7:06.963	7:06.963		
2	11:47:49.721	11:47:49.721	11:49:09.408	1:19.687	8:26.650		
3	11:57:56.046	11:57:56.046	12:02:31.900	4:35.854	13:02.504		

4 Michael Porter McLaren 720S GT3 EVO
 PRO Zac Meakin Optimum Motorsport

Nº	In Day Time	In Time	Out Time	Pit Time	T. Pit Time	Handicap	Diff.
1	11:22:42.359	11:22:42.359	11:24:14.082	1:31.723	1:31.723		
2	11:29:46.130	11:29:46.130	11:37:38.558	7:52.428	9:24.151		
3	11:46:24.412	11:46:24.412	11:51:39.566	5:15.154	14:39.305		
4	12:02:19.887	12:02:19.887	12:04:22.970	2:03.083	16:42.388		

5 Stanislaw Jedliński Ferrari 296 GT3
 AM Krystian Korzeniowski Olimp Racing

Nº	In Day Time	In Time	Out Time	Pit Time	T. Pit Time	Handicap	Diff.
1	11:23:32.645	11:23:32.645	11:26:13.265	2:40.620	2:40.620		
2	11:30:12.807	11:30:12.807	11:37:30.634	7:17.827	9:58.447		
3	11:46:10.831	11:46:10.831	11:53:34.870	7:24.039	17:22.486		
4	11:55:18.673	11:55:18.673	11:59:07.548	3:48.875	21:11.361		

6 Steve Jans Mercedes AMG GT3 EVO
 PROAM Aaron Walker GetSpeed

Nº	In Day Time	In Time	Out Time	Pit Time	T. Pit Time	Handicap	Diff.
1	11:30:29.000	11:30:29.000	11:38:22.479	7:53.479	7:53.479		
2	11:55:53.922	11:55:53.922	11:58:13.968	2:20.046	10:13.525		
3	12:10:30.895	12:10:30.895	12:12:07.732	1:36.837	11:50.362		

9 Anthony Bartone Mercedes AMG GT3 EVO
 PRO Fabian Schiller GetSpeed

Nº	In Day Time	In Time	Out Time	Pit Time	T. Pit Time	Handicap	Diff.
1	11:30:50.984	11:30:50.984	11:36:29.624	5:38.640	5:38.640		
2	11:52:23.626	11:52:23.626	11:55:17.125	2:53.499	8:32.139		
3	12:05:45.178	12:05:45.178	12:09:40.866	3:55.688	12:27.827		

10 Brenton Grove Mercedes AMG GT3 EVO
 PROAM Stephen Grove Iron Lynx

Nº	In Day Time	In Time	Out Time	Pit Time	T. Pit Time	Handicap	Diff.
1	11:22:38.453	11:22:38.453	11:24:08.999	1:30.546	1:30.546		
2	11:29:41.742	11:29:41.742	11:36:31.423	6:49.681	8:20.227		
3	11:45:16.555	11:45:16.555	11:47:56.891	2:40.336	11:00.563		

11 Levente Révész Mercedes AMG GT3 EVO
 PRO Matteo Cairolí Team Motopark

Nº	In Day Time	In Time	Out Time	Pit Time	T. Pit Time	Handicap	Diff.
1	11:52:31.527	11:52:31.527	11:54:35.853	2:04.326	2:04.326		
2	11:59:48.795	11:59:48.795	12:03:29.895	3:41.100	5:45.426		
3	12:08:41.363	12:08:41.363	12:11:51.441	3:10.078	8:55.504		

13 Robert Visoiu Mercedes AMG GT3 EVO
 PRO Niklas Krütten Team Motopark

Nº	In Day Time	In Time	Out Time	Pit Time	T. Pit Time	Handicap	Diff.
1	11:29:21.318	11:29:21.318	11:36:12.559	6:51.241	6:51.241		
2	11:48:37.164	11:48:37.164	11:55:56.089	7:18.925	14:10.166		
3	12:08:12.234	12:08:12.234	12:10:53.938	2:41.704	16:51.870		

17 Tom Lebbon Ferrari 296 GT3
 PRO Tom Emson Entire Race Engineering

Nº	In Day Time	In Time	Out Time	Pit Time	T. Pit Time	Handicap	Diff.
1	11:25:41.994	11:25:41.994	11:27:48.021	2:06.027	2:06.027		
2	11:29:57.792	11:29:57.792	11:37:23.436	7:25.644	9:31.671		
3	11:58:24.659	11:58:24.659	12:00:30.821	2:06.162	11:37.833		
4	12:11:08.625	12:11:08.625	12:13:24.323	2:15.698	13:53.531		

18 Alexey Nesov Porsche 911 GT3 R (992)
 PRO Maksim Kizilov Dinamic GT

Nº	In Day Time	In Time	Out Time	Pit Time	T. Pit Time	Handicap	Diff.
1	11:29:18.122	11:29:18.122	11:37:51.113	8:32.991	8:32.991		
2	12:02:14.636	12:02:14.636	12:04:56.786	2:42.150	11:15.141		

19 Robin Rogalski Lamborghini Huracán GT3 EVO2
 PRO Filip Ugran Oregon Team

Nº	In Day Time	In Time	Out Time	Pit Time	T. Pit Time	Handicap	Diff.
1	11:29:42.641	11:29:42.641	11:37:11.150	7:28.509	7:28.509		
2	11:47:49.095	11:47:49.095	11:49:04.972	1:15.877	8:44.386		
3	11:56:10.595	11:56:10.595	11:59:04.571	2:53.976	11:38.362		
4	12:08:05.946	12:08:05.946	12:09:14.076	1:08.130	12:46.492		

21 Gino Forgione Ferrari 296 GT3
 AM Michele Rugolo AF Corse

Nº	In Day Time	In Time	Out Time	Pit Time	T. Pit Time	Handicap	Diff.
1	11:22:53.482	11:22:53.482	11:25:09.033	2:15.551	2:15.551		
2	11:30:58.952	11:30:58.952	11:36:39.006	5:40.054	7:55.605		
3	11:50:54.640	11:50:54.640	11:58:35.226	7:40.586	15:36.191		

28 Amaury Bonduel Mercedes AMG GT3 EVO
 PRO Luis Michael Dörrbecker BDR Competition

Nº	In Day Time	In Time	Out Time	Pit Time	T. Pit Time	Handicap	Diff.
1	11:41:16.055	11:41:16.055	11:42:02.213	46.158	46.158		
2	11:50:58.501	11:50:58.501	11:53:40.454	2:41.953	3:28.111		
3	12:04:08.487	12:04:08.487	12:06:17.331	2:08.844	5:36.955		

30 Hash Porsche 911 GT3 R (992)
 PROAM Alex Fontana Car Collection Motorsport

Nº	In Day Time	In Time	Out Time	Pit Time	T. Pit Time	Handicap	Diff.
1	11:29:05.597	11:29:05.597	11:38:02.037	8:56.440	8:56.440		
2	11:50:14.805	11:50:14.805	11:52:14.065	1:59.260	10:55.700		
3	12:10:24.605	12:10:24.605	12:11:47.100	1:22.495	12:18.195		

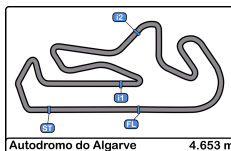
33 Dean Macdonald McLaren 720S GT3 EVO
 PRO James Kell Greystone GT

Nº	In Day Time	In Time	Out Time	Pit Time	T. Pit Time	Handicap	Diff.
1	11:30:45.491	11:30:45.491	11:36:27.821	5:42.330	5:42.330		
2	11:43:23.961	11:43:23.961	11:46:21.110	2:57.149	8:39.479		
3	11:56:43.726	11:56:43.726	11:58:05.430	1:21.704	10:01.183		
4	12:06:44.445	12:06:44.445	12:09:09.199	2:24.754	12:25.937		

51 Carl Bennett Ferrari 296 GT3
 PRO Tommaso Mosca AF Corse

Nº	In Day Time	In Time	Out Time	Pit Time	T. Pit Time	Handicap	Diff.
1	11:23:13.410	11:23:13.410	11:25:22.722	2:09.312	2:09.312		
2	11:31:53.933	11:31:53.933	11:36:39.685	4:45.752	6:55.064		
3	11:45:30.746	11:45:30.746	11:47:19.351	1:48.605	8:43.669		
4	12:01:20.021	12:01:20.021	12:04:28.309	3:08.288	11:51.957		





Autodromo Int. do Algarve
International GT Open
Private test - 1
Pit Stop Analysis



55 Laurent De Meeus Ferrari 296 GT3

PROAM		Vincent Abril		AF Corse			
Nº	In Day Time	In Time	Out Time	Pit Time	T. Pit Time	Handicap	Diff.
1	11:29:35.137	11:29:35.137	11:38:03.017	8:27.880	8:27.880		
2	11:47:35.737	11:47:35.737	11:49:53.149	2:17.412	10:45.292		
3	11:57:05.946	11:57:05.946	11:59:02.191	1:56.245	12:41.537		
4	12:05:57.191	12:05:57.191	12:10:23.250	4:26.059	17:07.596		

63 Antoine Doquin Lamborghini Huracán GT3 EVO2

PRO		Artem Petrov		Oregon Team			
Nº	In Day Time	In Time	Out Time	Pit Time	T. Pit Time	Handicap	Diff.
1	11:22:13.350	11:22:13.350	11:23:15.191	1:01.841	1:01.841		
2	11:30:42.939	11:30:42.939	11:36:25.080	5:42.141	6:43.982		
3	11:45:08.051	11:45:08.051	11:46:34.039	1:25.988	8:09.970		
4	11:55:17.336	11:55:17.336	11:57:21.254	2:03.918	10:13.888		
5	12:06:18.967	12:06:18.967	12:08:01.706	1:42.739	11:56.627		

65 Heiko Neumann Mercedes AMG GT3 EVO

PROAM		Lukas Dunner		Team Motopark			
Nº	In Day Time	In Time	Out Time	Pit Time	T. Pit Time	Handicap	Diff.
1	11:22:14.993	11:22:14.993	11:28:41.275	6:26.282	6:26.282		
2	11:30:49.617	11:30:49.617	11:37:47.191	6:57.574	13:23.856		
3	11:49:56.140	11:49:56.140	11:51:59.729	2:03.589	15:27.445		
4	12:00:39.774	12:00:39.774	12:02:52.203	2:12.429	17:39.874		
5	12:11:53.949	12:11:53.949	12:13:30.733	1:36.784	19:16.658		

75 Filip Salaquarda Audi R8 LMS GT3 EVO II

PROAM		Libor Milota		Team ISR			
Nº	In Day Time	In Time	Out Time	Pit Time	T. Pit Time	Handicap	Diff.
1	11:30:11.433	11:30:11.433	11:37:13.257	7:01.824	7:01.824		
2	11:46:03.540	11:46:03.540	11:47:42.898	1:39.358	8:41.182		
3	12:00:16.859	12:00:16.859	12:03:11.539	2:54.680	11:35.862		

77 Alfredo Hernández Mercedes AMG GT3 EVO

AM				BDR Competition			
Nº	In Day Time	In Time	Out Time	Pit Time	T. Pit Time	Handicap	Diff.
1	11:30:00.302	11:30:00.302	11:41:17.359	11:17.057	11:17.057		
2	11:53:33.949	11:53:33.949	11:55:50.424	2:16.475	13:33.532		
3	12:07:23.733	12:07:23.733	12:09:57.541	2:33.808	16:07.340		

79 Johannes Zelger Porsche 911 GT3 R (992)

PROAM		Fabio Babini		Tsunami RT			
Nº	In Day Time	In Time	Out Time	Pit Time	T. Pit Time	Handicap	Diff.
1	11:29:08.257	11:29:08.257	11:36:43.420	7:35.163	7:35.163		
2	11:45:27.281	11:45:27.281	11:49:20.155	3:52.874	11:28.037		
3	11:58:02.796	11:58:02.796	12:02:20.043	4:17.247	15:45.284		
4	12:07:35.436	12:07:35.436	12:13:08.366	5:32.930	21:18.214		

80 Luca Ludwig Ferrari 488 GT3 Evo

PROAM		Iván Velasco		Mertel Motorsport			
Nº	In Day Time	In Time	Out Time	Pit Time	T. Pit Time	Handicap	Diff.
1	11:22:20.988	11:22:20.988	11:26:45.194	4:24.206	4:24.206		
2	11:30:41.152	11:30:41.152	11:38:15.864	7:34.712	11:58.918		
3	11:45:23.173	11:45:23.173	11:47:31.230	2:08.057	14:06.975		
4	11:57:58.256	11:57:58.256	12:00:51.379	2:53.123	17:00.098		
5	12:07:56.091	12:07:56.091	12:13:59.576	6:03.485	23:03.583		

82 Marcelo Ramírez Mercedes AMG GT3 EVO

PRO		Ralf Aron		GetSpeed			
Nº	In Day Time	In Time	Out Time	Pit Time	T. Pit Time	Handicap	Diff.
1	11:29:44.719	11:29:44.719	11:39:01.633	9:16.914	9:16.914		
2	11:41:11.924	11:41:11.924	11:43:56.672	2:44.748	12:01.662		
3	12:04:06.307	12:04:06.307	12:16:38.299	12:31.992	24:33.654		

86 Audunn Gudmundsson Porsche 911 GT3 R (992)

AM		Thorvaldur Gissurarson		Team Thor			
Nº	In Day Time	In Time	Out Time	Pit Time	T. Pit Time	Handicap	Diff.
1	11:36:04.043	11:36:04.043	11:43:07.232	7:03.189	7:03.189		
2	12:07:41.798	12:07:41.798	12:10:52.146	3:10.348	10:13.537		

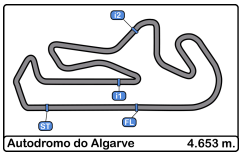
188 Mark Sansom McLaren 720S GT3 EVO

AM		Miguel Ramos		Garage 59			
Nº	In Day Time	In Time	Out Time	Pit Time	T. Pit Time	Handicap	Diff.
1	11:31:52.920	11:31:52.920	11:37:26.023	5:33.103	5:33.103		
2	11:53:31.339	11:53:31.339	11:56:45.638	3:14.299	8:47.402		

777 Marcin Jedliński Ferrari 296 GT3

PROAM		Karol Basz		Olimp Racing			
Nº	In Day Time	In Time	Out Time	Pit Time	T. Pit Time	Handicap	Diff.
1	11:24:12.443	11:24:12.443	11:26:47.379	2:34.936	2:34.936		
2	11:30:47.795	11:30:47.795	11:37:07.921	6:20.126	8:55.062		
3	11:45:46.535	11:45:46.535	11:50:37.361	4:50.826	13:45.888		
4	11:55:54.710	11:55:54.710	12:00:59.898	5:05.188	18:51.076		

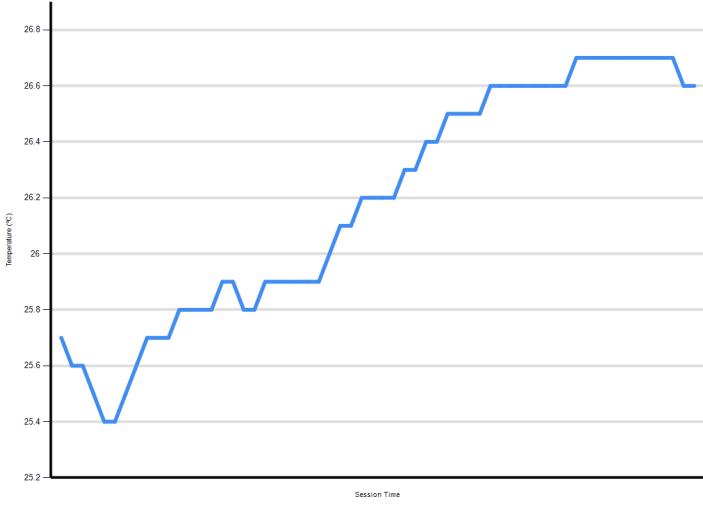




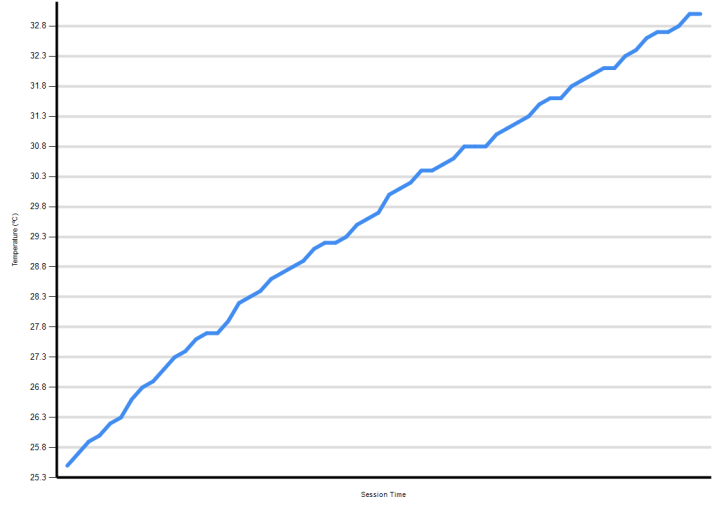
Autodromo Int. do Algarve
International GT Open
Private test - 1
Weather Report



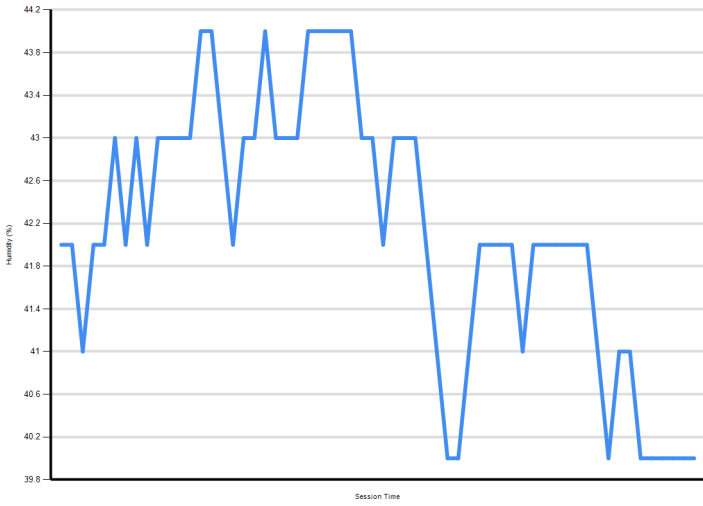
Air Temperature



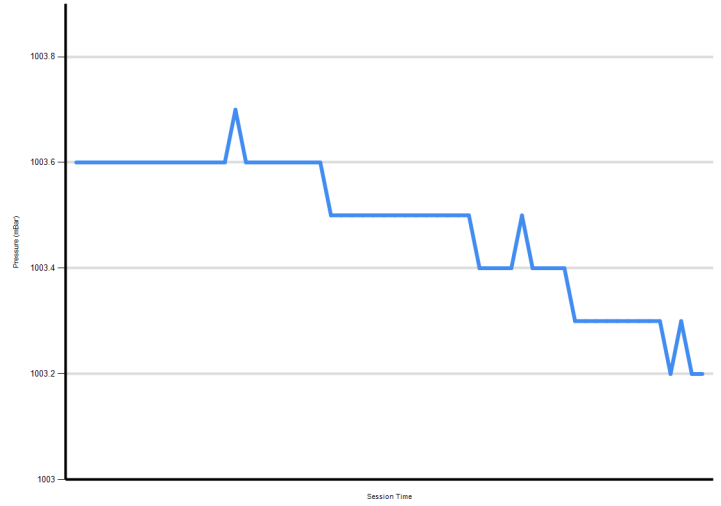
Track Temperature



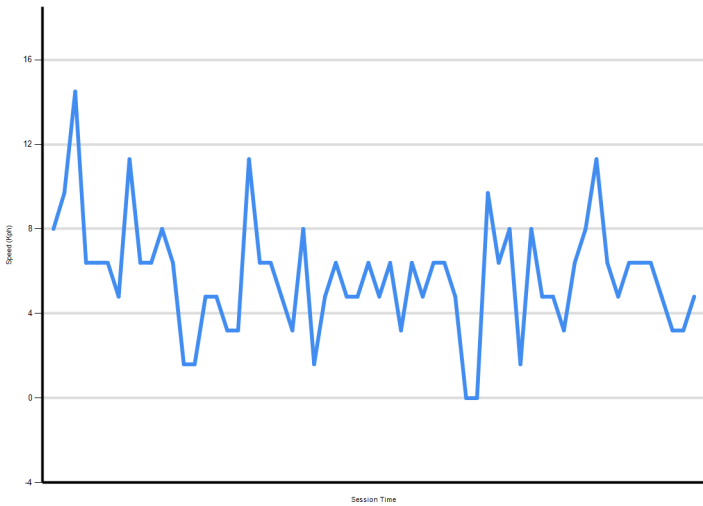
Humidity



Pressure



Wind Speed



Wind direction

