

**Autodromo Int. do Algarve**  
**International GT Open**  
**Private test - 2**  
**Provisional Results**



Cls	Nº	Entrant/Team	Nat	Driver 1	Nat	Driver 2	Nat	Vehicle	Cat	Cls	Laps	Best	Time	Gap	Interval	Km/h
1	65	Team Motopark	DEU	Heiko Neumann	DEU	Lukas Dunner	AUT	Mercedes AMG GT3 EVO	PROAM	1	28	26	1:41.157			165.5
2	1	Eastalent Racing	AUT	Simon Reicher	AUT	Christopher Haase	DEU	Audi R8 LMS GT3 EVO II	PRO	1	22	19	1:41.445	0.288	0.288	165.1
3	11	Team Motopark	DEU	Levente Révész	HUN	Matteo Cairoli	ITA	Mercedes AMG GT3 EVO	PRO	2	24	19	1:41.462	0.305	0.017	165.0
4	9	GetSpeed	DEU	Anthony Bartone	USA	Fabian Schiller	DEU	Mercedes AMG GT3 EVO	PRO	3	27	19	1:41.527	0.370	0.065	164.9
5	17	Elite Motorsport with Entire Race Engineering	GBR	Tom Lebbon	GBR	Tom Emson	GBR	Ferrari 296 GT3	PRO	4	30	24	1:41.572	0.415	0.045	164.9
6	30	Car Collection Motorsport	DEU	Hash	USA	Alex Fontana	CHE	Porsche 911 GT3 R (992)	PROAM	2	31	10	1:41.707	0.550	0.135	164.6
7	20	SPS Automotive Performance	DEU	Valentin Pierburg	DEU	Dominik Baumann	AUT	Mercedes AMG GT3 EVO	PROAM	3	31	10	1:41.763	0.606	0.056	164.6
8	51	AF Corse	ITA	Carl Bennett	ITA	Tommaso Mosca	ITA	Ferrari 296 GT3	PRO	5	30	12	1:41.765	0.608	0.002	164.6
9	82	GetSpeed	DEU	Marcelo Ramírez	MEX	Ralf Aron	EST	Mercedes AMG GT3 EVO	PRO	6	29	3	1:41.778	0.621	0.013	164.5
10	33	Greystone GT	GBR	Dean Macdonald	GBR	James Kell	GBR	McLaren 720S GT3 EVO	PRO	7	26	6	1:41.782	0.625	0.004	164.5
11	54	CBRX by SPS	DEU	Dexter Müller	CHE	Yannick Mettler	CHE	Mercedes AMG GT3 EVO	PROAM	4	29	9	1:41.812	0.655	0.030	164.5
12	28	BDR Competition / BDR Grupo Prom Racing Team	BEL	Amaury Bonduel	FRA	Luis Michael Dörbbecker	MEX	Mercedes AMG GT3 EVO	PRO	8	27	16	1:41.825	0.668	0.013	164.5
13	13	Team Motopark	DEU	Robert Visoio	ROU	Niklas Krütten	DEU	Mercedes AMG GT3 EVO	PRO	9	25	8	1:41.828	0.671	0.003	164.5
14	79	Tsunami RT	SMR	Johannes Zelger	ITA	Fabio Babini	ITA	Porsche 911 GT3 R (992)	PROAM	5	23	22	1:41.885	0.728	0.057	164.4
15	4	Optimum Motorsport	GBR	Michael Porter	GBR	Zac Meakin	GBR	McLaren 720S GT3 EVO	PRO	10	17	15	1:42.002	0.845	0.117	164.2
16	6	GetSpeed	DEU	Steve Jans	LUX	Aaron Walker	GBR	Mercedes AMG GT3 EVO	PROAM	6	29	4	1:42.190	1.033	0.188	163.9
17	777	Olimp Racing	POL	Marcin Jedliński	POL	Karol Basz	POL	Ferrari 296 GT3	PROAM	7	28	23	1:42.291	1.134	0.101	163.7
18	75	Team ISR	CZE	Filip Salaquarda	CZE	Libor Milota	CZE	Audi R8 LMS GT3 EVO II	PROAM	8	28	3	1:42.336	1.179	0.045	163.6
19	63	Oregon Team	ITA	Antoine Doquin	FRA	Artem Petrov	ISR	Lamborghini Huracán GT3 EVO2	PRO	11	30	7	1:42.352	1.195	0.016	163.6
20	18	Dinamic GT	ITA	Alexey Nesov	IND	Maksim Kizilov	IND	Porsche 911 GT3 R (992)	PRO	12	26	3	1:42.570	1.413	0.218	163.3
21	55	AF Corse	ITA	Laurent De Meeus	BEL	Vincent Abril	FRA	Ferrari 296 GT3	PROAM	9	27	24	1:42.614	1.457	0.044	163.2
22	21	AF Corse	ITA	Gino Forgione	CHE	Michele Rugolo	ITA	Ferrari 296 GT3	AM	1	29	19	1:42.784	1.627	0.170	162.9
23	188	Garage 59	GBR	Mark Sansom	GBR	Miguel Ramos	PRT	McLaren 720S GT3 EVO	AM	2	31	12	1:42.836	1.679	0.052	162.8
24	26	Sainteloc Racing	FRA	Michael Blanchemain	FRA	Marcus Páverud	NOR	Audi R8 LMS GT3 EVO II	PROAM	10	25	16	1:42.993	1.836	0.157	162.6
25	5	Olimp Racing	POL	Stanislaw Jedliński	POL	Krystian Korzeniowski	POL	Ferrari 296 GT3	AM	3	25	19	1:43.037	1.880	0.044	162.5
26	80	Mertel Motorsport	DEU	Luca Ludwig	DEU	Iván Velasco	ESP	Ferrari 488 GT3 Evo	PROAM	11	28	3	1:43.176	2.019	0.139	162.3
27	10	Iron Lynx	ITA	Brenton Grove	AUS	Stephen Grove	AUS	Mercedes AMG GT3 EVO	PROAM	12	31	30	1:43.428	2.271	0.252	161.9
28	19	Oregon Team	ITA	Robin Rogalski	POL	Filip Ugran	ROU	Lamborghini Huracán GT3 EVO2	PRO	13	32	9	1:43.471	2.314	0.043	161.8
29	86	Team Thor	ISL	Audunn Gudmundsson	ISL	Thorvaldur Gissurason	ISL	Porsche 911 GT3 R (992)	AM	4	28	6	1:44.001	2.844	0.530	161.0
30	77	BDR Competition / BDR Grupo Prom Racing Team	BEL	Alfredo Hernández	MEX			Mercedes AMG GT3 EVO	AM	5	28	24	1:46.461	5.304	2.460	157.3

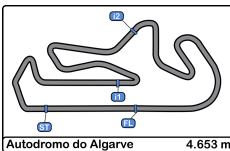
Published at:.....

Track Temp: 40.1 °C Air Temp: 25.8 °C Humidity: 36 % Track Status: DRY

Race Director:

Timekeeper:





**Autodromo Int. do Algarve**  
**International GT Open**  
**Private test - 2**  
**Provisional Results by Category**



PROAM																
Cls	N°	Entrant/Team	Nat	Driver 1	Nat	Driver 2	Nat	Vehicle	Cat	Cls	Laps	Best	Time	Gap	Interval	Km/h
1	65	Team Motopark	DEU	Heiko Neumann	DEU	Lukas Dunner	AUT	Mercedes AMG GT3 EVO	PROAM	1	28	26	1:41.157			165.5
2	30	Car Collection Motorsport	DEU	Hash	USA	Alex Fontana	CHE	Porsche 911 GT3 R (992)	PROAM	2	31	10	1:41.707	0.550	0.550	164.6
3	20	SPS Automotive Performance	DEU	Valentin Pierburg	CHE	Dominik Baumann	AUT	Mercedes AMG GT3 EVO	PROAM	3	31	10	1:41.763	0.606	0.056	164.6
4	54	CBRX by SPS	DEU	Dexter Müller	CHE	Yannick Mettler	CHE	Mercedes AMG GT3 EVO	PROAM	4	29	9	1:41.812	0.655	0.049	164.5
5	79	Tsunami RT	SMR	Johannes Zelger	ITA	Fabio Babini	ITA	Porsche 911 GT3 R (992)	PROAM	5	23	22	1:41.885	0.728	0.073	164.4
6	6	GetSpeed	DEU	Steve Jans	LUX	Aaron Walker	GBR	Mercedes AMG GT3 EVO	PROAM	6	29	4	1:42.190	1.033	0.305	163.9
7	777	Olimp Racing	POL	Marcin Jedliński	POL	Karol Basz	POL	Ferrari 296 GT3	PROAM	7	28	23	1:42.291	1.134	0.101	163.7
8	75	Team ISR	CZE	Filip Salaquarda	CZE	Libor Milota	CZE	Audi R8 LMS GT3 EVO II	PROAM	8	28	3	1:42.336	1.179	0.045	163.6
9	55	AF Corse	ITA	Laurent De Meeus	BEL	Vincent Abril	FRA	Ferrari 296 GT3	PROAM	9	27	24	1:42.614	1.457	0.278	163.2
10	26	Sainteloc Racing	FRA	Michael Blanchemain	FRA	Marcus Páverud	NOR	Audi R8 LMS GT3 EVO II	PROAM	10	25	16	1:42.993	1.836	0.379	162.6
11	80	Mertel Motorsport	DEU	Luca Ludwig	DEU	Iván Velasco	ESP	Ferrari 488 GT3 Evo	PROAM	11	28	3	1:43.176	2.019	0.183	162.3
12	10	Iron Lynx	ITA	Brenton Grove	AUS	Stephen Grove	AUS	Mercedes AMG GT3 EVO	PROAM	12	31	30	1:43.428	2.271	0.252	161.9

PRO																
Cls	N°	Entrant/Team	Nat	Driver 1	Nat	Driver 2	Nat	Vehicle	Cat	Cls	Laps	Best	Time	Gap	Interval	Km/h
1	1	Eastalent Racing	AUT	Simon Reicher	AUT	Christopher Haase	DEU	Audi R8 LMS GT3 EVO II	PRO	1	22	19	1:41.445			165.1
2	11	Team Motopark	DEU	Levente Révész	HUN	Matteo Cairoli	ITA	Mercedes AMG GT3 EVO	PRO	2	24	19	1:41.462	0.017	0.017	165.0
3	9	GetSpeed	DEU	Anthony Bartone	USA	Fabian Schiller	DEU	Mercedes AMG GT3 EVO	PRO	3	27	19	1:41.527	0.082	0.065	164.9
4	17	Elite Motorsport with Entire Race Engineering	GBR	Tom Lebbon	GBR	Tom Emson	GBR	Ferrari 296 GT3	PRO	4	30	24	1:41.572	0.127	0.045	164.9
5	51	AF Corse	ITA	Carl Bennett	ITA	Tommaso Mosca	ITA	Ferrari 296 GT3	PRO	5	30	12	1:41.765	0.320	0.193	164.6
6	82	GetSpeed	DEU	Marcelo Ramírez	MEX	Ralf Aron	EST	Mercedes AMG GT3 EVO	PRO	6	29	3	1:41.778	0.333	0.013	164.5
7	33	Greystone GT	GBR	Dean Macdonald	GBR	James Kell	GBR	McLaren 720S GT3 EVO	PRO	7	26	6	1:41.782	0.337	0.004	164.5
8	28	BDR Competition / BDR Grupo Prom Racing Team	BEL	Amaury Bonduel	FRA	Luis Michael Dörrbecker	MEX	Mercedes AMG GT3 EVO	PRO	8	27	16	1:41.825	0.380	0.043	164.5
9	13	Team Motopark	DEU	Robert Visoiu	ROU	Niklas Krütten	DEU	Mercedes AMG GT3 EVO	PRO	9	25	8	1:41.828	0.383	0.003	164.5
10	4	Optimum Motorsport	GBR	Michael Porter	GBR	Zac Meakin	GBR	McLaren 720S GT3 EVO	PRO	10	17	15	1:42.002	0.557	0.174	164.2
11	63	Oregon Team	ITA	Antoine Doquin	FRA	Artem Petrov	ISR	Lamborghini Huracán GT3 EVO2	PRO	11	30	7	1:42.352	0.907	0.350	163.6
12	18	Dinamic GT	ITA	Alexey Nesov	IND	Maksim Kizilov	IND	Porsche 911 GT3 R (992)	PRO	12	26	3	1:42.570	1.125	0.218	163.3
13	19	Oregon Team	ITA	Robin Rogalski	POL	Filip Ugran	ROU	Lamborghini Huracán GT3 EVO2	PRO	13	32	9	1:43.471	2.026	0.901	161.8

AM																
Cls	N°	Entrant/Team	Nat	Driver 1	Nat	Driver 2	Nat	Vehicle	Cat	Cls	Laps	Best	Time	Gap	Interval	Km/h
1	21	AF Corse	ITA	Gino Forgione	CHE	Michele Rugolo	ITA	Ferrari 296 GT3	AM	1	29	19	1:42.784			162.9
2	188	Garage 59	GBR	Mark Sansom	GBR	Miguel Ramos	PRT	McLaren 720S GT3 EVO	AM	2	31	12	1:42.836	0.052	0.052	162.8

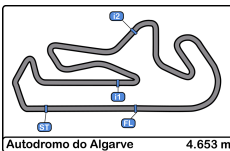
Published at:.....

Track Temp: 40.1 °C Air Temp: 25.8 °C Humidity: 36 % Track Status: DRY

Race Director:

Timekeeper:





**Autodromo Int. do Algarve**  
**International GT Open**  
**Private test - 2**  
**Provisional Results by Category**



Autodromo do Algarve 4.653 m.

AM																
Cls	Nº	Entrant/Team	Nat	Driver 1	Nat	Driver 2	Nat	Vehicle	Cat	Cls	Laps	Best	Time	Gap	Interval	Km/h
3	5	Olimp Racing		Stanislaw Jedliński		Krystian Korzeniowski		Ferrari 296 GT3	AM	3	25	19	1:43.037	0.253	0.201	162.5
4	86	Team Thor		Audunn Gudmundsson		Thorvaldur Gissurason		Porsche 911 GT3 R (992)	AM	4	28	6	1:44.001	1.217	0.964	161.0
5	77	BDR Competition / BDR Grupo Prom Racing Team		Alfredo Hernández				Mercedes AMG GT3 EVO	AM	5	28	24	1:46.461	3.677	2.460	157.3

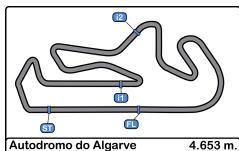
Published at:.....

Track Temp: 40.1 °C Air Temp: 25.8 °C Humidity: 36 % Track Status: DRY

Race Director:

Timekeeper:





**Autodromo Int. do Algarve**  
**International GT Open**  
**Private test - 2**  
**Lap Analysis**



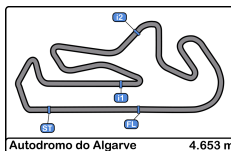
**1** Simon Reicher Audi R8 LMS GT3 EVO II **5** Stanislaw Jedliński Ferrari 296 GT3  
 PRO Christopher Haase Eastalent Racing AM Krystian Korzeniowski Olimp Racing

Lap	D	Time	Sector 1	Sector 2	Sector 3	T. Spd	Elapsed	Lap	D	Time	Sector 1	Sector 2	Sector 3	T. Spd	Elapsed
1		15:44:41.861	15:43:26.219	34.676	40.966		15:44:41.861	1		15:44:01.165	15:42:33.538	39.622	48.005		15:44:01.165
2		1:42.695	32.526	32.481	37.688	262.7	15:46:24.556	2		1:55.733	34.904	38.131	42.698	254.7	15:45:56.898
3		1:41.918	31.959	32.310	37.649	264.0	15:48:06.474	3		1:54.234	34.896	36.855	42.483	255.3	15:47:51.132
4		1:42.290	32.071	32.392	37.827	263.4	15:49:48.764	4		1:52.629	35.586	35.317	41.726	245.4	15:49:43.761
5		1:47.960 P	32.013	33.292	42.655	262.1	15:51:36.724	5		1:52.715	34.594	36.665	41.456	254.1	15:51:36.476
6		2:58.430	1:47.102	32.919	38.409		15:54:35.154	6		2:03.498 P	36.135	36.282	51.081	257.1	15:53:39.974
7		1:42.764	32.226	32.554	37.984	263.4	15:56:17.918	7		4:59.251	3:35.539	38.119	45.593		15:58:39.225
8		1:43.791	32.923	32.709	38.159	264.0	15:58:01.709	8		2:08.023 P	37.215	37.308	53.500	234.2	16:00:47.248
9		1:42.801	32.255	32.518	38.028	264.7	15:59:44.510	9		4:17.627	3:00.093	36.156	41.378		16:05:04.875
10		1:45.646	32.303	33.313	40.030	264.7	16:01:30.156	10		1:52.023	34.597	35.517	41.909	258.9	16:06:56.898
11		1:49.559 P	33.081	33.022	43.456	260.8	16:03:19.715	11		1:53.418	36.638	35.422	41.358	247.7	16:08:50.316
12		8:59.867	7:43.840	34.998	41.029		16:12:19.582	12		1:54.676	35.196	37.060	42.420	246.5	16:10:44.992
13		1:43.088	32.345	32.809	37.934	260.8	16:14:02.670	13		1:54.925	35.983	36.712	42.230	257.7	16:12:39.917
14		1:43.314	32.201	33.283	37.830	263.4	16:15:45.984	14		2:08.223 P	35.707	37.323	55.193	258.3	16:14:48.140
15		1:41.945	32.207	32.229	37.509	264.7	16:17:27.929	15		4:17.388	3:05.939	32.882	38.567		16:19:05.528
16		1:42.196	32.085	32.399	37.712	264.7	16:19:10.125	16		1:43.395	32.557	32.511	38.327	262.7	16:20:48.923
17		1:48.449 P	32.146	32.603	43.700	264.0	16:20:58.574	17		1:45.880	32.488	33.391	40.001	263.4	16:22:34.803
18		11:11.375	9:58.164	34.715	38.496		16:32:09.949	18		1:43.268	32.345	32.776	38.147	264.7	16:24:18.071
19		1:41.445	31.986	32.142	37.317	262.7	16:33:51.394	19		1:43.037	32.275	32.639	38.123	264.0	16:26:01.108
20		1:41.559	31.879	32.223	37.457	264.0	16:35:32.953	20		1:43.621	32.290	32.966	38.365	264.7	16:27:44.729
21		1:41.967	32.140	32.090	37.737	265.3	16:37:14.920	21		1:48.851 P	32.263	32.948	43.640	265.3	16:29:33.580
22		1:48.844 P	32.158	32.551	44.135	265.3	16:39:03.764	22		4:57.621	3:41.169	34.786	41.666		16:34:31.201

**4** Michael Porter McLaren 720S GT3 EVO  
 PRO Zac Meakin Optimum Motorsport

Lap	D	Time	Sector 1	Sector 2	Sector 3	T. Spd	Elapsed	Lap	D	Time	Sector 1	Sector 2	Sector 3	T. Spd	Elapsed
1		15:42:25.096	15:41:10.949	34.749	39.398		15:42:25.096	23		1:45.081	32.980	33.069	39.032	264.0	16:36:16.282
2		1:45.249	33.463	33.235	38.551	262.1	15:44:10.345	24		1:45.626	32.578	34.339	38.709	265.3	16:38:01.908
3		1:44.212	32.589	33.069	38.554	261.5	15:45:54.557	25		1:52.810 P	32.713	33.040	47.057	260.8	16:39:54.718
4		1:43.503	32.209	33.187	38.107	262.7	15:47:38.060								
5		1:50.059 P	32.303	33.583	44.173	262.7	15:49:28.119								
6		8:15.796 P	6:41.143	38.890	55.763		15:57:43.915								
7		26:36.398	25:24.580	33.397	38.421		16:24:20.313								
8		1:43.814	32.520	33.115	38.179	261.5	16:26:04.127								
9		1:43.017	32.306	32.662	38.049	262.1	16:27:47.144								
10		1:50.283 P	33.054	32.991	44.238	263.4	16:29:37.427								
11		3:14.087	1:55.315	40.193	38.579		16:32:51.514								
12		1:42.839	32.244	32.618	37.977	261.5	16:34:34.353								
13		1:42.184	31.961	32.447	37.776	263.4	16:36:16.537								
14		1:54.423	32.839	33.044	48.540	267.3	16:38:10.960								
15		1:42.002	31.937	32.317	37.748	264.0	16:39:52.962								
16		1:45.476	32.170	33.232	40.074	265.3	16:41:38.438								
17		1:48.421 P	32.250	32.484	43.687	260.2	16:43:26.859								



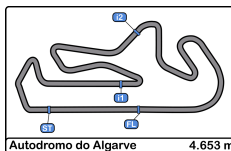


**Autodromo Int. do Algarve**  
**International GT Open**  
**Private test - 2**  
**Lap Analysis**



6 Steve Jans Mercedes AMG GT3 EVO						9 Anthony Bartone Mercedes AMG GT3 EVO									
PROAM Aaron Walker			GetSpeed			PRO Fabian Schiller			GetSpeed						
Lap	D	Time	Sector 1	Sector 2	Sector 3	T. Spd	Elapsed	Lap	D	Time	Sector 1	Sector 2	Sector 3	T. Spd	Elapsed
1		15:44:50.127	15:43:36.317	33.676	40.134		15:44:50.127	1		15:42:50.770	15:41:36.884	35.020	38.866		15:42:50.770
2		1:42.704	32.341	32.693	37.670	258.9	15:46:32.831	2		1:43.219	32.484	32.701	38.034	262.1	15:44:33.989
3		1:42.456	32.155	32.691	37.610	259.6	15:48:15.287	3		1:42.291	32.166	32.437	37.688	263.4	15:46:16.280
4		1:42.190	31.996	32.742	37.452	260.2	15:49:57.477	4		1:47.967 P	32.078	32.650	43.239	264.0	15:48:04.247
5		1:49.850 P	31.973	32.834	45.043	260.8	15:51:47.327	5		8:34.141	7:19.161	32.692	42.288		15:56:38.388
6		4:32.678	3:13.234	37.082	42.362		15:56:20.005	6		1:42.935	32.830	32.450	37.655	264.0	15:58:21.323
7		1:42.638	32.285	32.621	37.732	259.6	15:58:02.643	7		1:42.405	32.141	32.442	37.822	264.7	16:00:03.728
8		1:51.295 P	32.376	33.826	45.093	263.4	15:59:53.938	8		1:47.694 P	32.033	32.477	43.184	265.3	16:01:51.422
9		3:58.212	2:45.648	33.332	39.232		16:03:52.150	9		3:07.023	1:55.172	33.226	38.625		16:04:58.445
10		1:44.891	32.726	33.159	39.006	258.3	16:05:37.041	10		1:44.025	32.940	32.871	38.214	263.4	16:06:42.470
11		1:43.978	32.512	33.004	38.462	258.9	16:07:21.019	11		1:43.639	32.297	32.997	38.345	264.7	16:08:26.109
12		1:44.506	32.445	33.044	39.017	260.8	16:09:05.525	12		1:43.133	32.472	32.733	37.928	265.3	16:10:09.242
13		1:44.833	32.867	32.966	39.000	260.2	16:10:50.358	13		2:07.628 P	32.179	49.351	46.098	265.3	16:12:16.870
14		1:45.296	32.663	33.771	38.862	261.5	16:12:35.654	14		4:48.569	3:36.889	33.720	37.960		16:17:05.439
15		1:44.243	32.710	33.048	38.485	260.8	16:14:19.897	15		1:44.952	32.088	32.672	40.192	262.7	16:18:50.391
16		1:43.808	32.571	32.955	38.282	260.8	16:16:03.705	16		1:42.778	32.362	32.581	37.835	263.4	16:20:33.169
17		1:44.371	32.709	33.115	38.547	262.1	16:17:48.076	17		1:49.964 P	32.676	33.533	43.755	264.0	16:22:23.133
18		1:44.522	32.502	33.207	38.813	261.5	16:19:32.598	18		3:10.519	1:57.895	33.037	39.587		16:25:33.652
19		1:45.672	32.937	33.548	39.187	260.2	16:21:18.270	19		1:41.527	31.951	32.299	37.277	264.7	16:27:15.179
20		1:43.761	32.500	32.897	38.364	260.8	16:23:02.031	20		1:59.980	35.372	46.536	38.072	267.9	16:29:15.159
21		1:44.064	32.537	33.019	38.508	261.5	16:24:46.095	21		1:44.798	31.768	32.470	40.560	266.6	16:30:59.957
22		1:51.066 P	32.631	33.205	45.230	261.5	16:26:37.161	22		1:48.121 P	31.772	32.277	44.072	266.0	16:32:48.078
23		2:54.400	1:42.420	33.235	38.745		16:29:31.561	23		2:51.997	1:40.658	33.386	37.953		16:35:40.075
24		1:46.193	34.024	32.883	39.286	261.5	16:31:17.754	24		1:43.167	32.376	32.802	37.989	264.0	16:37:23.242
25		1:48.685 P	32.682	33.045	42.958	261.5	16:33:06.439	25		1:42.950	32.283	32.802	37.865	265.3	16:39:06.192
26		3:02.522	1:50.822	33.225	38.475		16:36:08.961	26		1:43.091	32.340	32.867	37.884	264.7	16:40:49.283
27		1:49.537 P	32.537	32.868	44.132	260.8	16:37:58.498	27		1:59.330 P	32.487	33.136	53.707	264.7	16:42:48.613
28		3:02.146	1:49.623	34.473	38.050		16:41:00.644								
29		1:53.695 P	32.358	32.972	48.365	261.5	16:42:54.339								





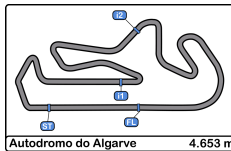
**Autodromo Int. do Algarve**  
**International GT Open**  
**Private test - 2**  
**Lap Analysis**



10						11									
PROAM			Brenton Grove			Mercedes AMG GT3 EVO			Levente Révész			Mercedes AMG GT3 EVO			
Stephen Grove			Iron Lynx			PRO			Matteo Cairoli			Team Motopark			
Lap	D	Time	Sector 1	Sector 2	Sector 3	T. Spd	Elapsed	Lap	D	Time	Sector 1	Sector 2	Sector 3	T. Spd	Elapsed
1		15:44:54.500	15:43:39.682	34.539	40.279		15:44:54.500	1		15:42:11.532	15:40:49.123	34.487	47.922		15:42:11.532
2		1:48.837	33.872	34.913	40.052	252.3	15:46:43.337	2		1:43.666	32.275	32.874	38.517	262.7	15:43:55.198
3		1:47.533	33.939	34.034	39.560	251.1	15:48:30.870	3		1:42.752	32.285	32.693	37.774	264.7	15:45:37.950
4		1:48.233	33.377	33.891	40.965	252.3	15:50:19.103	4		1:44.540	32.376	33.220	38.944	266.6	15:47:22.490
5		1:45.908	33.331	33.501	39.076	258.9	15:52:05.011	5		1:43.101	32.429	32.862	37.810	264.7	15:49:05.591
6		1:46.740	33.218	33.994	39.528	258.3	15:53:51.751	6		1:50.344 P	32.358	33.182	44.804	264.0	15:50:55.935
7		1:52.668 P	33.286	33.934	45.448	256.5	15:55:44.419	7		5:37.717	4:25.100	33.511	39.106		15:56:33.652
8		3:18.532	2:00.548	36.617	41.367		15:59:02.951	8		1:43.458	32.356	32.816	38.286	264.0	15:58:17.110
9		1:44.873	32.931	33.361	38.581	255.3	16:00:47.824	9		1:42.978	32.313	32.904	37.761	264.0	16:00:00.088
10		1:48.433	34.433	34.078	39.922	257.7	16:02:36.257	10		1:50.560 P	32.307	33.196	45.057	264.7	16:01:50.648
11		1:44.893	32.907	33.292	38.694	258.9	16:04:21.150	11		13:43.344	12:32.546	32.829	37.969		16:15:33.992
12		1:45.303	33.199	33.445	38.659	254.1	16:06:06.453	12		1:43.938	32.672	32.943	38.323	265.3	16:17:17.930
13		1:44.723	32.914	33.236	38.573	258.9	16:07:51.176	13		1:42.483	32.212	32.525	37.746	265.3	16:19:00.413
14		1:44.598	32.584	33.295	38.719	259.6	16:09:35.774	14		1:42.992	32.295	32.444	38.253	264.7	16:20:43.405
15		1:55.850 P	32.953	33.342	49.555	264.7	16:11:31.624	15		1:42.450	32.229	32.643	37.578	265.3	16:22:25.855
16		4:08.580	2:57.224	32.966	38.390		16:15:40.204	16		1:47.783 P	32.480	32.696	42.607	264.7	16:24:13.638
17		2:08.799	32.463	50.854	45.482	258.9	16:17:49.003	17		5:52.981	4:38.361	33.617	41.003		16:30:06.619
18		1:44.122	32.488	32.855	38.779	264.0	16:19:33.125	18		1:41.851	32.005	32.311	37.535	265.3	16:31:48.470
19		1:51.915	32.832	37.486	41.597	261.5	16:21:25.040	19		1:41.462	32.010	32.109	37.343	265.3	16:33:29.932
20		1:43.670	32.464	32.875	38.331	258.3	16:23:08.710	20		1:41.879	31.965	32.189	37.725	265.3	16:35:11.811
21		1:44.220	32.559	32.997	38.664	258.9	16:24:52.930	21		1:47.019 P	31.981	32.566	42.472	266.6	16:36:58.830
22		1:43.829	32.633	32.661	38.535	259.6	16:26:36.759	22		3:06.479	1:56.398	32.424	37.657		16:40:05.309
23		1:43.810	32.481	32.761	38.568	258.9	16:28:20.569	23		1:42.388	32.136	32.545	37.707	266.6	16:41:47.697
24		1:47.886	32.525	33.331	42.030	259.6	16:30:08.455	24		1:53.415 P	32.702	35.246	45.467	265.3	16:43:41.112
25		1:44.608	33.046	32.865	38.697	262.7	16:31:53.063								
26		1:43.639	32.410	32.794	38.435	263.4	16:33:36.702								
27		1:43.619	32.429	32.869	38.321	262.7	16:35:20.321								
28		1:44.296	32.528	32.727	39.041	262.1	16:37:04.617								
29		1:43.519	32.341	32.733	38.445	262.1	16:38:48.136								
30		1:43.428	32.417	32.675	38.336	260.8	16:40:31.564								
31		2:06.877 P	37.794	37.005	52.078	242.6	16:42:38.441								

13							
PRO			Robert Visoiu				
Niklas Krütten			Mercedes AMG GT3 EVO				
Team Motopark							
Lap	D	Time	Sector 1	Sector 2	Sector 3	T. Spd	Elapsed
1		15:42:05.757	15:40:46.740	35.041	43.976		15:42:05.757
2		1:52.395	32.531	33.279	46.585	262.1	15:43:58.152
3		1:42.756	32.186	32.820	37.750	262.1	15:45:40.908
4		1:47.020	32.792	35.037	39.191	266.0	15:47:27.928
5		1:50.842 P	32.051	32.770	46.021	263.4	15:49:18.770
6		7:20.195	6:01.043	33.211	45.941		15:56:38.965
7		1:45.412	33.476	32.869	39.067	264.0	15:58:24.377
8		1:41.828	32.035	32.436	37.357	265.3	16:00:06.205
9		1:45.566	32.149	33.005	40.412	266.0	16:01:51.771
10		1:48.554 P	32.152	32.509	43.893	264.7	16:03:40.325
11		8:43.057	7:31.018	33.525	38.514		16:12:23.382
12		1:43.806	32.390	33.117	38.299	262.1	16:14:07.188
13		1:43.514	32.219	33.124	38.171	264.7	16:15:50.702
14		1:44.284	32.373	33.552	38.359	265.3	16:17:34.986
15		1:43.895	32.422	33.275	38.198	264.0	16:19:18.881
16		1:43.754	32.540	33.151	38.063	263.4	16:21:02.635
17		1:43.623	32.402	32.927	38.294	264.0	16:22:46.258
18		1:50.466 P	32.319	33.224	44.923	264.0	16:24:36.724
19		6:54.968	5:43.471	33.386	38.111		16:31:31.692
20		1:42.949	32.214	32.730	38.005	264.0	16:33:14.641
21		1:52.050 P	33.317	33.034	45.699	264.0	16:35:06.691
22		2:51.857	1:38.999	32.713	40.145		16:37:58.548
23		1:43.556	32.148	32.922	38.486	264.0	16:39:42.104
24		1:43.532	32.190	33.288	38.054	262.7	16:41:25.636
25		1:48.628 P	32.155	32.646	43.827	262.7	16:43:14.264



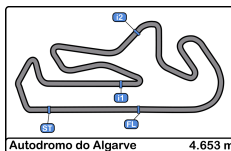


**Autodromo Int. do Algarve**  
**International GT Open**  
**Private test - 2**  
**Lap Analysis**



17							18								
Tom Lebbon							Alexey Nesov								
Tom Emson							Maksim Kizilov								
PRO Elite Motorsport							PRO Dinamic GT								
Lap	D	Time	Sector 1	Sector 2	Sector 3	T. Spd	Elapsed	Lap	D	Time	Sector 1	Sector 2	Sector 3	T. Spd	Elapsed
1		15:42:24.378	15:41:09.907	35.200	39.271		15:42:24.378	1		15:42:09.030	15:40:49.285	33.426	46.319		15:42:09.030
2		1:42.945	32.489	32.712	37.744	264.0	15:44:07.323	2		1:43.912	32.418	32.951	38.543	266.0	15:43:52.942
3		1:42.628	32.068	32.802	37.758	264.0	15:45:49.951	3		1:42.570	32.201	32.663	37.706	263.4	15:45:35.512
4		1:42.584	31.983	32.667	37.934	264.7	15:47:32.535	4		1:43.392	32.321	33.167	37.904	265.3	15:47:18.904
5		1:54.690	34.661	39.610	40.419	265.3	15:49:27.225	5		1:43.116	32.135	32.921	38.060	263.4	15:49:02.020
6		1:42.463	31.946	32.731	37.786	261.5	15:51:09.688	6		1:43.009	32.202	32.861	37.946	265.3	15:50:45.029
7		1:42.946	32.044	32.913	37.989	262.1	15:52:52.634	7		1:47.998 P	32.477	32.742	42.779	265.3	15:52:33.027
8		1:45.672	32.415	33.043	40.214	262.7	15:54:38.306	8		4:28.040	3:11.347	35.871	40.822		15:57:01.067
9		1:42.823	32.162	32.720	37.941	263.4	15:56:21.129	9		1:48.987	34.489	34.707	39.791	257.7	15:58:50.054
10		1:49.599 P	32.633	33.055	43.911	265.3	15:58:10.728	10		1:48.359	33.783	34.388	40.188	260.2	16:00:38.413
11		4:40.837	3:28.789	33.346	38.702		16:02:51.565	11		1:48.272	33.565	34.233	40.474	257.7	16:02:26.685
12		1:45.206	32.230	33.542	39.434	262.1	16:04:36.771	12		1:46.713	33.635	33.792	39.286	258.9	16:04:13.398
13		1:42.911	32.254	32.761	37.896	262.7	16:06:19.682	13		1:48.894	33.668	34.599	40.627	259.6	16:06:02.292
14		1:42.881	32.242	32.722	37.917	263.4	16:08:02.563	14		1:54.249 P	33.490	33.995	46.764	263.4	16:07:56.541
15		1:43.663	32.281	32.592	38.790	263.4	16:09:46.226	15		3:12.632	1:56.785	34.722	41.125		16:11:09.173
16		1:49.448 P	32.362	32.998	44.088	262.7	16:11:35.674	16		1:46.752	33.528	33.935	39.289	261.5	16:12:55.925
17		3:27.737	2:16.355	33.354	38.028		16:15:03.411	17		1:46.557	33.471	33.657	39.429	260.8	16:14:42.482
18		1:42.980	32.132	32.730	38.118	263.4	16:16:46.391	18		1:49.970	33.960	34.158	41.852	241.0	16:16:32.452
19		1:43.320	32.176	32.793	38.351	264.7	16:18:29.711	19		1:55.963 P	33.495	34.479	47.989	264.0	16:18:28.415
20		1:43.230	32.264	32.861	38.105	262.7	16:20:12.941	20		11:37.042	10:10.812	34.923	51.307		16:30:05.457
21		1:51.352 P	32.271	32.748	46.333	264.0	16:22:04.293	21		2:26.289 P	42.759	44.212	59.318	198.8	16:32:31.746
22		4:17.475	3:02.529	35.490	39.456		16:26:21.768	22		2:52.664	1:33.905	36.615	42.144		16:35:24.410
23		1:41.866	31.999	32.358	37.509	262.1	16:28:03.634	23		1:48.142	34.524	34.003	39.615	256.5	16:37:12.552
24		1:41.572	31.814	32.280	37.478	263.4	16:29:45.206	24		1:45.840	33.216	33.474	39.150	261.5	16:38:58.392
25		1:50.020	33.815	36.655	39.550	266.6	16:31:35.226	25		1:45.317	33.063	33.452	38.802	262.1	16:40:43.709
26		1:41.757	31.911	32.437	37.409	263.4	16:33:16.983	26		2:03.052 P	34.989	35.176	52.887	260.8	16:42:46.761
27		1:47.911 P	31.940	32.463	43.508	264.7	16:35:04.894								
28		3:48.881	2:37.756	33.025	38.100		16:38:53.775								
29		1:42.269	31.937	32.594	37.738	264.7	16:40:36.044								
30		2:07.205 P	35.021	37.742	54.442	263.4	16:42:43.249								





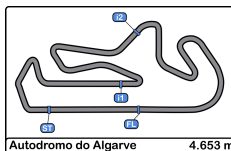
**Autodromo Int. do Algarve**  
**International GT Open**  
**Private test - 2**  
**Lap Analysis**



19						20									
PRO						PROAM									
Filip Ugran						Dominik Baumann									
Lap	D	Time	Sector 1	Sector 2	Sector 3	T. Spd	Elapsed	Lap	D	Time	Sector 1	Sector 2	Sector 3	T. Spd	Elapsed
1		15:41:56.616	15:40:41.269	34.696	40.651		15:41:56.616	1		15:42:21.753	15:41:05.580	33.999	42.174		15:42:21.753
2		1:46.760	33.512	33.907	39.341	257.7	15:43:43.376	2		1:43.629	32.290	33.140	38.199	261.5	15:44:05.382
3		1:46.048	33.110	33.641	39.297	258.3	15:45:29.424	3		1:43.290	32.164	33.375	37.751	262.7	15:45:48.672
4		1:45.053	32.649	33.275	39.129	258.9	15:47:14.477	4		1:42.822	32.306	32.722	37.794	264.0	15:47:31.494
5		1:46.995	33.701	33.425	39.869	257.1	15:49:01.472	5		1:46.438	32.464	33.200	40.774	264.7	15:49:17.932
6		1:52.763 P	33.598	33.937	45.228	259.6	15:50:54.235	6		1:42.927	32.211	32.812	37.904	260.2	15:51:00.859
7		3:33.162	2:17.133	35.552	40.477		15:54:27.397	7		1:49.288 P	32.354	32.840	44.094	263.4	15:52:50.147
8		1:43.832	32.524	32.877	38.431	260.2	15:56:11.229	8		3:39.816	2:27.704	33.586	38.526		15:56:29.963
9		1:43.471	32.304	32.968	38.199	262.1	15:57:54.700	9		1:42.088	32.033	32.434	37.621	262.7	15:58:12.051
10		1:45.184	32.785	33.547	38.852	264.0	15:59:39.884	10		1:41.763	32.066	32.403	37.294	263.4	15:59:53.814
11		1:44.076	32.805	32.972	38.299	260.8	16:01:23.960	11		1:42.384	32.006	32.307	38.071	262.7	16:01:36.198
12		1:43.958	32.498	32.975	38.485	261.5	16:03:07.918	12		1:50.758 P	32.248	32.850	45.660	259.6	16:03:26.956
13		1:50.802 P	32.692	33.344	44.766	260.8	16:04:58.720	13		4:27.509	3:14.862	33.826	38.821		16:07:54.465
14		3:09.988	1:56.541	34.148	39.299		16:08:08.708	14		1:47.391	35.167	33.571	38.653	260.8	16:09:41.856
15		1:45.588	33.294	33.369	38.925	260.2	16:09:54.296	15		1:44.102	32.583	33.232	38.287	260.2	16:11:25.958
16		1:45.067	33.143	33.080	38.844	259.6	16:11:39.363	16		1:43.969	32.551	33.096	38.322	262.1	16:13:09.927
17		1:44.235	32.743	32.957	38.535	260.8	16:13:23.598	17		1:44.088	32.541	33.232	38.315	262.7	16:14:54.015
18		1:44.823	32.691	33.184	38.948	261.5	16:15:08.421	18		1:43.659	32.407	33.039	38.213	262.1	16:16:37.674
19		1:44.474	32.661	33.041	38.772	260.8	16:16:52.895	19		1:44.192	32.690	33.182	38.320	262.1	16:18:21.866
20		1:54.481	34.789	37.322	42.370	261.5	16:18:47.376	20		1:44.152	32.616	33.307	38.229	261.5	16:20:06.018
21		1:45.318	32.841	33.244	39.233	258.3	16:20:32.694	21		1:43.441	32.478	33.045	37.918	262.1	16:21:49.459
22		1:53.660 P	32.816	33.405	47.439	259.6	16:22:26.354	22		1:49.003 P	32.493	32.941	43.569	263.4	16:23:38.462
23		3:32.931	2:21.432	33.206	38.293		16:25:59.285	23		4:51.474	3:39.736	33.660	38.078		16:28:29.936
24		1:43.558	32.597	32.834	38.127	260.8	16:27:42.843	24		1:42.984	32.347	32.862	37.775	261.5	16:30:12.920
25		1:43.652	32.360	32.610	38.682	261.5	16:29:26.495	25		1:44.561	33.457	33.138	37.966	263.4	16:31:57.481
26		1:43.828	32.454	32.723	38.651	261.5	16:31:10.323	26		1:43.276	32.456	32.787	38.033	262.7	16:33:40.757
27		1:44.699	32.305	32.933	39.461	262.1	16:32:55.022	27		1:43.578	32.516	32.991	38.071	262.7	16:35:24.335
28		1:51.224	32.523	35.912	42.789	262.7	16:34:46.246	28		1:43.133	32.304	32.752	38.077	262.1	16:37:07.468
29		1:47.440	32.735	34.092	40.613	260.2	16:36:33.686	29		1:43.246	32.340	32.920	37.986	264.0	16:38:50.714
30		2:04.121	39.342	41.165	43.614	199.6	16:38:37.807	30		1:42.852	32.282	32.710	37.860	264.0	16:40:33.566
31		1:44.201	32.643	33.152	38.406	260.2	16:40:22.008	31		2:06.034 P	36.288	37.249	52.497	264.7	16:42:39.600
32		2:08.588 P	35.399	35.929	57.260	259.6	16:42:30.596								





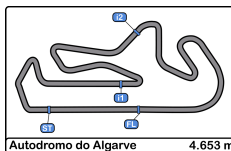


**Autodromo Int. do Algarve**  
**International GT Open**  
**Private test - 2**  
**Lap Analysis**



21						26									
Gino Forgione						Michael Blanchemain									
AM						PROAM									
Michele Rugolo						Marcus Páverud									
AF Corse						Sainteloc Racing									
Lap	D	Time	Sector 1	Sector 2	Sector 3	T. Spd	Elapsed	Lap	D	Time	Sector 1	Sector 2	Sector 3	T. Spd	Elapsed
1		15:43:25.747	15:42:12.225	34.013	39.509		15:43:25.747	1		15:44:20.139	15:43:06.070	34.460	39.609		15:44:20.139
2		1:45.936	33.219	34.107	38.610	259.6	15:45:11.683	2		1:45.432	32.750	33.727	38.955	262.1	15:46:05.571
3		1:45.150	33.271	33.378	38.501	262.7	15:46:56.833	3		1:45.010	32.593	33.116	39.301	263.4	15:47:50.581
4		1:45.139	32.542	33.364	39.233	262.1	15:48:41.972	4		1:44.605	32.721	33.216	38.668	257.7	15:49:35.186
5		1:45.345	32.768	33.345	39.232	261.5	15:50:27.317	5		1:44.017	32.515	32.805	38.697	261.5	15:51:19.203
6		1:48.460	34.705	34.024	39.731	264.7	15:52:15.777	6		1:49.746 P	32.431	33.043	44.272	263.4	15:53:08.949
7		1:44.841	33.010	33.097	38.734	264.0	15:54:00.618	7		6:21.506	5:07.935	34.060	39.511		15:59:30.455
8		1:50.670	32.945	37.620	40.105	264.0	15:55:51.288	8		1:46.507	33.226	33.704	39.577	258.9	16:01:16.962
9		1:48.074	32.811	33.827	41.436	262.7	15:57:39.362	9		1:44.899	32.588	33.256	39.055	263.4	16:03:01.861
10		1:45.001	32.962	33.361	38.678	260.2	15:59:24.363	10		1:44.609	32.487	33.245	38.877	264.0	16:04:46.470
11		1:45.097	32.683	33.109	39.305	262.1	16:01:09.460	11		1:45.105	32.479	33.862	38.764	262.1	16:06:31.575
12		1:58.662 P	35.384	36.014	47.264	262.1	16:03:08.122	12		1:45.045	32.476	33.378	39.191	262.1	16:08:16.620
13		4:33.415	3:22.355	32.915	38.145		16:07:41.537	13		1:44.530	32.714	33.228	38.588	262.1	16:10:01.150
14		1:42.931	32.210	32.458	38.263	264.7	16:09:24.468	14		1:57.518 P	33.814	34.976	48.728	264.0	16:11:58.668
15		1:42.883	32.178	32.693	38.012	264.7	16:11:07.351	15		10:04.296	8:52.593	33.235	38.468		16:22:02.964
16		1:51.739	32.163	36.112	43.464	265.3	16:12:59.090	16		1:42.993	32.164	32.677	38.152	264.0	16:23:45.957
17		1:43.482	32.211	32.862	38.409	262.7	16:14:42.572	17		1:43.419	32.303	32.805	38.311	264.0	16:25:29.376
18		1:42.980	32.304	32.727	37.949	262.7	16:16:25.552	18		1:45.373	32.537	32.982	39.854	262.7	16:27:14.749
19		1:42.784	32.252	32.595	37.937	264.0	16:18:08.336	19		1:49.266 P	32.142	33.240	43.884	266.0	16:29:04.015
20		1:49.934 P	32.141	32.754	45.039	264.0	16:19:58.270	20		3:36.171	2:21.412	33.796	40.963		16:32:40.186
21		7:21.188	6:06.704	35.349	39.135		16:27:19.458	21		1:45.770	33.263	33.833	38.674	262.1	16:34:25.956
22		1:49.013	32.933	35.236	40.844	262.7	16:29:08.471	22		1:45.235	32.848	33.458	38.929	263.4	16:36:11.191
23		1:45.174	33.341	33.153	38.680	262.1	16:30:53.645	23		1:44.678	32.602	33.198	38.878	264.0	16:37:55.869
24		1:45.278	32.853	33.498	38.927	262.7	16:32:38.923	24		1:45.290	32.385	33.154	39.751	264.7	16:39:41.159
25		1:46.263	34.224	33.355	38.684	262.7	16:34:25.186	25		1:55.384 P	32.497	34.614	48.273	262.1	16:41:36.543
26		1:44.487	32.830	33.242	38.415	261.5	16:36:09.673								
27		1:44.231	32.830	32.794	38.607	264.7	16:37:53.904								
28		1:55.012	32.611	36.790	45.611	262.7	16:39:48.916								
29		1:54.444 P	33.081	33.554	47.809	262.1	16:41:43.360								



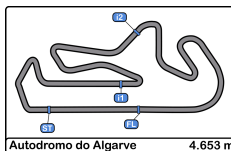


**Autodromo Int. do Algarve**  
**International GT Open**  
**Private test - 2**  
**Lap Analysis**



28							30								
Amaury Bonduel							Hash								
Mercedes AMG GT3 EVO							Porsche 911 GT3 R (992)								
PRO							PROAM								
Luis Michael Dörrbecker							Alex Fontana								
BDR Grupo Prom Racing Team							Car Collection Motorsport								
Lap	D	Time	Sector 1	Sector 2	Sector 3	T. Spd	Elapsed	Lap	D	Time	Sector 1	Sector 2	Sector 3	T. Spd	Elapsed
1		15:43:17.414	15:42:03.890	34.362	39.162		15:43:17.414	1		15:41:55.177	15:40:42.810	33.365	39.002		15:41:55.177
2		1:44.703	32.919	33.664	38.120	256.5	15:45:02.117	2		1:44.771	33.692	33.039	38.040	266.0	15:43:39.948
3		1:44.284	33.293	32.996	37.995	260.8	15:46:46.401	3		1:42.424	32.286	32.672	37.466	264.7	15:45:22.372
4		1:46.733	34.097	34.458	38.178	262.7	15:48:33.134	4		1:42.067	32.028	32.609	37.430	264.7	15:47:04.439
5		1:44.068	32.539	33.025	38.504	262.1	15:50:17.202	5		1:42.028	31.944	32.568	37.516	264.7	15:48:46.467
6		1:43.088	32.356	32.819	37.913	261.5	15:52:00.290	6		1:42.408	32.038	32.691	37.679	265.3	15:50:28.875
7		1:43.064	32.352	32.698	38.014	263.4	15:53:43.354	7		1:44.121	33.311	32.751	38.059	266.6	15:52:12.996
8		1:49.576 P	32.726	32.746	44.104	262.7	15:55:32.930	8		1:49.846 P	32.033	33.145	44.668	265.3	15:54:02.842
9		5:43.291	4:31.868	33.058	38.365		16:01:16.221	9		6:17.935	5:07.642	32.595	37.698		16:00:20.777
10		1:43.626	32.493	32.842	38.291	262.1	16:02:59.847	10		1:41.707	31.928	32.437	37.342	263.4	16:02:02.484
11		1:50.288 P	32.443	32.617	45.228	261.5	16:04:50.135	11		1:41.813	32.015	32.440	37.358	264.0	16:03:44.297
12		5:56.136	4:45.355	32.865	37.916		16:10:46.271	12		1:47.988 P	32.048	32.612	43.328	264.7	16:05:32.285
13		1:43.527	32.843	32.641	38.043	264.0	16:12:29.798	13		3:17.996	2:03.199	34.688	40.109		16:08:50.281
14		1:49.549 P	32.356	33.204	43.989	263.4	16:14:19.347	14		1:48.023	34.250	34.239	39.534	260.8	16:10:38.304
15		4:15.240	3:02.280	33.408	39.552		16:18:34.587	15		1:47.991	34.003	34.422	39.566	262.7	16:12:26.295
16		1:41.825	31.937	32.400	37.488	260.2	16:20:16.412	16		1:47.405	33.550	34.158	39.697	263.4	16:14:13.700
17		1:41.967	32.217	32.263	37.487	262.7	16:21:58.379	17		1:53.310 P	33.565	34.193	45.552	261.5	16:16:07.010
18		1:50.219 P	31.951	32.592	45.676	265.3	16:23:48.598	18		3:16.446	2:03.256	33.881	39.309		16:19:23.456
19		4:10.652	2:57.430	34.309	38.913		16:27:59.250	19		1:45.488	33.247	33.565	38.676	260.8	16:21:08.944
20		1:45.182	32.894	33.615	38.673	259.6	16:29:44.432	20		1:45.529	32.876	33.815	38.838	262.1	16:22:54.473
21		1:44.812	32.693	33.135	38.984	259.6	16:31:29.244	21		1:45.013	32.967	33.511	38.535	262.7	16:24:39.486
22		1:44.315	32.456	33.228	38.631	260.8	16:33:13.559	22		1:44.623	32.793	33.284	38.546	262.1	16:26:24.109
23		1:45.321	32.613	33.529	39.179	261.5	16:34:58.880	23		1:45.236	33.034	33.585	38.617	263.4	16:28:09.345
24		1:53.821	33.045	34.055	46.721	262.1	16:36:52.701	24		1:45.051	32.764	33.393	38.894	263.4	16:29:54.396
25		1:46.076	32.747	33.889	39.440	260.8	16:38:38.777	25		1:45.022	32.749	33.134	39.139	263.4	16:31:39.418
26		1:44.599	32.583	33.345	38.671	261.5	16:40:23.376	26		1:45.519	33.094	33.591	38.834	262.1	16:33:24.937
27		2:08.527 P	36.502	36.401	55.624	255.9	16:42:31.903	27		1:45.190	33.087	33.480	38.623	262.1	16:35:10.127
								28		1:45.995	32.950	33.958	39.087	262.7	16:36:56.122
								29		1:45.964	32.866	33.921	39.177	264.7	16:38:42.086
								30		1:45.903	33.201	33.711	38.991	264.0	16:40:27.989
								31		2:06.886 P	34.263	35.477	57.146	262.7	16:42:34.875





**Autodromo Int. do Algarve**  
**International GT Open**  
**Private test - 2**  
**Lap Analysis**

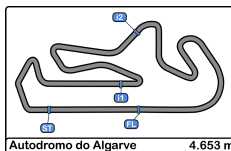


**33** Dean Macdonald McLaren 720S GT3 EVO **51** Carl Bennett Ferrari 296 GT3

PRO James Kell Greystone GT PRO Tommaso Mosca AF Corse

Lap	D	Time	Sector 1	Sector 2	Sector 3	T. Spd	Elapsed	Lap	D	Time	Sector 1	Sector 2	Sector 3	T. Spd	Elapsed
1		15:43:26.950	15:42:15.058	33.515	38.377		15:43:26.950	1		15:42:17.433	15:40:59.218	37.285	40.930		15:42:17.433
2		1:42.542	32.268	32.884	37.390	261.5	15:45:09.492	2		1:52.511 P	34.119	34.090	44.302	249.4	15:44:09.944
3		1:41.856	32.079	32.311	37.466	262.7	15:46:51.348	3		3:26.929	2:04.491	38.412	44.026		15:47:36.873
4		1:42.303	32.237	32.347	37.719	264.0	15:48:33.651	4		1:43.570	32.376	33.038	38.156	263.4	15:49:20.443
5		1:42.953	32.084	32.514	38.355	264.7	15:50:16.604	5		1:43.481	32.488	32.994	37.999	266.6	15:51:03.924
6		1:41.782	32.071	32.349	37.362	262.7	15:51:58.386	6		1:43.088	32.159	32.844	38.085	265.3	15:52:47.012
7		1:42.009	31.919	32.451	37.639	264.0	15:53:40.395	7		1:43.042	32.118	32.890	38.034	266.0	15:54:30.054
8		1:48.386 P	32.053	32.341	43.992	264.0	15:55:28.781	8		1:49.135 P	32.202	32.894	44.039	267.9	15:56:19.189
9		3:44.094	2:33.667	32.750	37.677		15:59:12.875	9		2:52.856	1:39.529	34.524	38.803		15:59:12.045
10		1:42.454	32.143	32.599	37.712	263.4	16:00:55.329	10		1:41.825	31.917	32.392	37.516	265.3	16:00:53.870
11		1:43.082	32.407	33.000	37.675	264.0	16:02:38.411	11		1:50.868	34.373	36.899	39.596	265.3	16:02:44.738
12		1:42.866	32.142	32.739	37.985	264.0	16:04:21.277	12		1:41.765	31.881	32.373	37.511	265.3	16:04:26.503
13		1:49.185 P	32.407	32.728	44.050	263.4	16:06:10.462	13		1:51.669 P	31.963	34.686	45.020	266.0	16:06:18.172
14		3:39.549	2:28.331	33.096	38.122		16:09:50.011	14		3:22.283	2:10.577	33.277	38.429		16:09:40.455
15		1:43.317	32.273	33.072	37.972	262.7	16:11:33.328	15		1:43.883	32.361	33.069	38.453	264.7	16:11:24.338
16		1:43.299	32.429	33.004	37.866	264.0	16:13:16.627	16		1:43.718	32.471	32.968	38.279	265.3	16:13:08.056
17		1:43.370	32.280	33.014	38.076	264.7	16:14:59.997	17		1:43.797	32.477	33.016	38.304	265.3	16:14:51.853
18		1:49.353 P	32.196	33.237	43.920	264.0	16:16:49.350	18		1:48.688 P	32.335	32.949	43.404	266.0	16:16:40.541
19		2:54.581	1:43.302	33.221	38.058		16:19:43.931	19		3:24.569	2:13.100	33.028	38.441		16:20:05.110
20		1:42.814	32.288	32.732	37.794	262.7	16:21:26.745	20		1:43.455	32.349	32.832	38.274	264.0	16:21:48.565
21		1:48.782 P	32.199	33.169	43.414	266.0	16:23:15.527	21		1:43.276	32.259	32.745	38.272	265.3	16:23:31.841
22		3:19.600	2:02.164	33.060	44.376		16:26:35.127	22		1:43.348	32.336	32.649	38.363	265.3	16:25:15.189
23		1:42.121	32.090	32.481	37.550	262.1	16:28:17.248	23		1:43.787	32.554	32.743	38.490	262.7	16:26:58.976
24		1:43.018	32.034	32.707	38.277	266.0	16:30:00.266	24		1:43.908	32.537	32.925	38.446	264.0	16:28:42.884
25		1:41.956	31.966	32.468	37.522	263.4	16:31:42.222	25		1:43.954	32.438	32.979	38.537	264.7	16:30:26.838
26		1:49.084 P	31.967	32.807	44.310	265.3	16:33:31.306	26		1:44.327	32.455	33.296	38.576	265.3	16:32:11.165
								27		1:48.132 P	32.242	32.744	43.146	266.6	16:33:59.297
								28		5:09.875	3:58.439	33.016	38.420		16:39:09.172
								29		1:43.354	32.260	32.756	38.338	266.6	16:40:52.526
								30		1:57.323 P	32.487	32.740	52.096	265.3	16:42:49.849



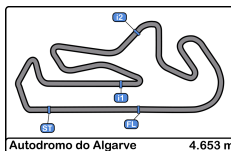


**Autodromo Int. do Algarve**  
**International GT Open**  
**Private test - 2**  
**Lap Analysis**



54							55								
Dexter Müller							Laurent De Meeus								
Mercedes AMG GT3 EVO							Ferrari 296 GT3								
PROAM							PROAM								
Yannick Mettler							Vincent Abril								
SPS Automotive Performance							AF Corse								
Lap	D	Time	Sector 1	Sector 2	Sector 3	T. Spd	Elapsed	Lap	D	Time	Sector 1	Sector 2	Sector 3	T. Spd	Elapsed
1		15:43:53.663	15:42:36.098	33.933	43.632		15:43:53.663	1		15:43:39.180	15:42:21.278	35.886	42.016		15:43:39.180
2		1:43.339	32.650	32.991	37.698	256.5	15:45:37.002	2		1:52.233	35.653	34.942	41.638	257.1	15:45:31.413
3		1:46.552	32.481	33.514	40.557	262.7	15:47:23.554	3		1:53.877	35.555	35.686	42.636	260.2	15:47:25.290
4		1:42.744	32.289	32.871	37.584	264.0	15:49:06.298	4		1:54.176	33.660	34.988	45.528	259.6	15:49:19.466
5		1:51.491 P	32.365	32.970	46.156	263.4	15:50:57.789	5		1:47.000	33.444	34.395	39.161	258.9	15:51:06.466
6		4:35.987	3:21.723	34.209	40.055		15:55:33.776	6		1:46.946	33.057	33.867	40.022	260.8	15:52:53.412
7		1:42.194	32.126	32.682	37.386	260.8	15:57:15.970	7		1:47.164	33.089	33.951	40.124	261.5	15:54:40.576
8		1:42.173	32.073	32.783	37.317	262.1	15:58:58.143	8		1:47.271	33.347	34.174	39.750	258.3	15:56:27.847
9		1:41.812	31.983	32.612	37.217	262.7	16:00:39.955	9		1:54.156 P	33.032	34.989	46.135	260.8	15:58:22.003
10		1:44.883	32.825	34.143	37.915	264.0	16:02:24.838	10		3:14.093	1:51.510	38.602	43.981		16:01:36.096
11		1:41.937	32.059	32.679	37.199	261.5	16:04:06.775	11		1:52.472	33.936	33.500	45.036	236.3	16:03:28.568
12		1:42.215	32.189	32.583	37.443	261.5	16:05:48.990	12		1:45.638	33.143	33.279	39.216	258.3	16:05:14.206
13		1:50.202 P	32.170	32.915	45.117	263.4	16:07:39.192	13		1:44.914	32.567	33.307	39.040	260.8	16:06:59.120
14		3:35.844	2:22.247	34.199	39.398		16:11:15.036	14		1:55.083	36.899	37.581	40.603	263.4	16:08:54.203
15		1:45.164	33.207	33.275	38.682	258.9	16:13:00.200	15		1:47.621	32.816	34.986	39.819	261.5	16:10:41.824
16		1:44.768	32.794	33.183	38.791	262.1	16:14:44.968	16		1:45.845	32.830	34.069	38.946	261.5	16:12:27.669
17		1:44.922	32.451	33.581	38.890	263.4	16:16:29.890	17		1:54.984 P	32.816	35.665	46.503	262.7	16:14:22.653
18		1:54.085 P	32.846	34.133	47.106	262.7	16:18:23.975	18		7:45.953	6:29.190	35.022	41.741		16:22:08.606
19		4:18.415	3:07.011	33.424	37.980		16:22:42.390	19		1:43.220	32.318	32.756	38.146	261.5	16:23:51.826
20		1:43.556	32.454	33.046	38.056	261.5	16:24:25.946	20		1:42.779	32.238	32.526	38.015	262.1	16:25:34.605
21		1:43.192	32.393	32.837	37.962	262.1	16:26:09.138	21		1:52.297	32.784	36.293	43.220	262.1	16:27:26.902
22		1:43.497	32.594	33.073	37.830	262.7	16:27:52.635	22		1:42.693	32.004	32.555	38.134	262.1	16:29:09.595
23		1:43.245	32.284	32.985	37.976	264.0	16:29:35.880	23		1:52.913	33.878	37.817	41.218	263.4	16:31:02.508
24		1:45.281	33.482	33.558	38.241	263.4	16:31:21.161	24		1:42.614	31.933	32.714	37.967	264.0	16:32:45.122
25		1:43.804	32.741	32.994	38.069	263.4	16:33:04.965	25		1:58.478	33.015	39.991	45.472	263.4	16:34:43.600
26		1:44.061	32.418	32.949	38.694	263.4	16:34:49.026	26		1:45.460	33.566	33.456	38.438	262.1	16:36:29.060
27		1:44.747	32.723	33.351	38.673	264.7	16:36:33.773	27		1:50.756 P	32.072	32.694	45.990	263.4	16:38:19.816
28		1:43.813	32.824	33.124	37.865	263.4	16:38:17.586								
29		1:53.264 P	32.388	33.250	47.626	264.0	16:40:10.850								



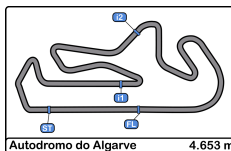


**Autodromo Int. do Algarve**  
**International GT Open**  
**Private test - 2**  
**Lap Analysis**



63						65											
Antoine Doquin						Heiko Neumann											
Lamborghini Huracán GT3 EVO2						Mercedes AMG GT3 EVO											
PRO			Artem Petrov			Oregon Team			PROAM			Lukas Dunner			Team Motopark		
Lap	D	Time	Sector 1	Sector 2	Sector 3	T. Spd	Elapsed	Lap	D	Time	Sector 1	Sector 2	Sector 3	T. Spd	Elapsed		
1		15:41:54.257	15:40:40.424	34.774	39.059		15:41:54.257	1		15:42:12.962	15:40:51.466	35.664	45.832		15:42:12.962		
2		1:46.965	34.373	34.100	38.492	258.3	15:43:41.222	2		1:45.961	33.156	33.226	39.579	260.2	15:43:58.923		
3		1:44.468	32.832	33.130	38.506	260.2	15:45:25.690	3		1:44.226	32.707	33.073	38.446	258.9	15:45:43.149		
4		1:59.039 P	32.456	34.465	52.118	260.2	15:47:24.729	4		1:45.422	32.749	34.026	38.647	262.1	15:47:28.571		
5		4:14.453	3:02.209	33.188	39.056		15:51:39.182	5		1:46.901	32.570	33.194	41.137	264.0	15:49:15.472		
6		1:42.889	32.609	32.435	37.845	259.6	15:53:22.071	6		1:44.286	32.936	32.831	38.519	263.4	15:50:59.758		
7		1:42.352	32.078	32.623	37.651	260.2	15:55:04.423	7		1:43.804	32.697	32.545	38.562	260.2	15:52:43.562		
8		1:42.857	32.114	32.771	37.972	260.8	15:56:47.280	8		1:44.308	32.777	32.716	38.815	264.0	15:54:27.870		
9		1:49.165 P	32.259	33.000	43.906	259.6	15:58:36.445	9		1:49.981 P	32.938	33.035	44.008	261.5	15:56:17.851		
10		3:12.223	2:01.330	32.869	38.024		16:01:48.668	10		3:38.757	2:27.192	33.577	37.988		15:59:56.608		
11		1:43.355	32.487	32.765	38.103	259.6	16:03:32.023	11		1:42.762	32.268	32.684	37.810	262.1	16:01:39.370		
12		1:43.550	32.313	33.074	38.163	260.2	16:05:15.573	12		1:49.253 P	32.217	32.682	44.354	263.4	16:03:28.623		
13		1:43.947	32.476	32.938	38.533	260.2	16:06:59.520	13		4:04.479	2:54.389	32.639	37.451		16:07:33.102		
14		1:45.186	33.545	33.348	38.293	262.7	16:08:44.706	14		1:42.378	32.151	32.599	37.628	264.0	16:09:15.480		
15		1:49.067 P	32.378	33.047	43.642	260.8	16:10:33.773	15		1:47.823 P	32.122	32.485	43.216	265.3	16:11:03.303		
16		3:15.316	2:03.410	33.415	38.491		16:13:49.089	16		3:45.170	2:31.385	33.805	39.980		16:14:48.473		
17		1:44.494	32.754	33.292	38.448	258.3	16:15:33.583	17		1:42.553	32.127	32.607	37.819	266.0	16:16:31.026		
18		1:45.931	32.759	33.066	40.106	259.6	16:17:19.514	18		1:49.129 P	32.154	32.948	44.027	258.9	16:18:20.155		
19		1:43.894	32.580	32.919	38.395	260.2	16:19:03.408	19		4:55.687	3:37.907	35.767	42.013		16:23:15.842		
20		1:43.814	32.530	32.864	38.420	259.6	16:20:47.222	20		1:43.610	33.022	32.491	38.097	258.9	16:24:59.452		
21		1:52.012 P	33.115	33.942	44.955	260.8	16:22:39.234	21		1:43.201	32.232	32.729	38.240	262.7	16:26:42.653		
22		4:57.120	3:33.486	34.927	48.707		16:27:36.354	22		1:43.156	32.526	32.678	37.952	262.7	16:28:25.809		
23		1:42.904	32.336	32.702	37.866	258.3	16:29:19.258	23		1:48.425 P	32.218	32.762	43.445	263.4	16:30:14.234		
24		1:49.154	32.209	32.646	44.299	260.8	16:31:08.412	24		4:33.990	3:21.268	33.372	39.350		16:34:48.224		
25		1:45.450	32.223	32.773	40.454	260.2	16:32:53.862	25		1:51.756	31.866	38.422	41.468	263.4	16:36:39.980		
26		1:43.163	32.306	32.916	37.941	260.2	16:34:37.025	26		1:41.157	31.857	32.177	37.123	262.7	16:38:21.137		
27		1:47.935	32.316	33.179	42.440	259.6	16:36:24.960	27		1:41.442	31.774	32.437	37.231	264.7	16:40:02.579		
28		1:43.529	32.359	32.898	38.272	259.6	16:38:08.489	28		1:53.670 P	33.196	35.551	44.923	264.0	16:41:56.249		
29		1:43.715	32.408	33.045	38.262	260.8	16:39:52.204										
30		1:52.149 P	32.556	33.100	46.493	260.2	16:41:44.353										





**Autodromo Int. do Algarve**  
**International GT Open**  
**Private test - 2**  
**Lap Analysis**



**75**

Filip Salaquarda

Audi R8 LMS GT3 EVO II

**77**

Alfredo Hernández

Mercedes AMG GT3 EVO

PROAM		Libor Milota		Team ISR			AM		BDR Grupo Prom Racing Team						
Lap	D	Time	Sector 1	Sector 2	Sector 3	T. Spd	Elapsed	Lap	D	Time	Sector 1	Sector 2	Sector 3	T. Spd	Elapsed
1		15:42:00.669	15:40:41.987	37.608	41.074		15:42:00.669	1		15:42:56.947	15:41:32.768	39.522	44.657		15:42:56.947
2		1:49.372	31.930	32.594	44.848	263.4	15:43:50.041	2		1:55.997	35.478	36.820	43.699	252.9	15:44:52.944
3		1:42.336	32.043	32.614	37.679	263.4	15:45:32.377	3		1:52.539	34.784	35.496	42.259	253.5	15:46:45.483
4		1:49.351	33.692	34.066	41.593	269.3	15:47:21.728	4		1:51.387	34.705	35.073	41.609	257.1	15:48:36.870
5		1:42.558	31.981	32.592	37.985	264.0	15:49:04.286	5		1:49.807	34.365	34.840	40.602	256.5	15:50:26.677
6		1:55.723 P	32.058	33.853	49.812	263.4	15:51:00.009	6		1:52.591	37.156	35.125	40.310	257.1	15:52:19.268
7		4:24.248	3:10.296	33.687	40.265		15:55:24.257	7		1:56.932 P	34.272	34.777	47.883	258.9	15:54:16.200
8		1:44.071	32.367	32.969	38.735	261.5	15:57:08.328	8		3:33.546	2:15.259	36.325	41.962		15:57:49.746
9		1:47.533	35.314	33.454	38.765	263.4	15:58:55.861	9		1:50.026	34.584	35.156	40.286	255.3	15:59:39.772
10		1:43.339	32.295	32.663	38.381	262.7	16:00:39.200	10		1:50.278	34.452	35.089	40.737	255.3	16:01:30.050
11		1:53.002 P	33.089	35.156	44.757	264.7	16:02:32.202	11		1:50.352	34.720	35.478	40.154	259.6	16:03:20.402
12		4:51.649	3:40.135	33.166	38.348		16:07:23.851	12		1:47.971	33.720	34.239	40.012	258.3	16:05:08.373
13		1:43.010	32.192	32.583	38.235	265.3	16:09:06.861	13		1:48.277	33.667	34.702	39.908	258.9	16:06:56.650
14		1:48.074	32.426	34.152	41.496	265.3	16:10:54.935	14		1:50.144	35.702	34.289	40.153	258.9	16:08:46.794
15		1:44.177	32.282	32.632	39.263	264.7	16:12:39.112	15		1:48.217	33.741	34.560	39.916	261.5	16:10:35.011
16		1:42.948	32.144	32.513	38.291	261.5	16:14:22.060	16		1:54.807 P	33.682	34.361	46.764	258.9	16:12:29.818
17		1:42.979	32.116	32.743	38.120	267.3	16:16:05.039	17		5:14.593	3:59.515	34.767	40.311		16:17:44.411
18		1:50.324 P	33.702	33.469	43.153	266.6	16:17:55.363	18		1:47.043	33.364	33.993	39.686	258.9	16:19:31.454
19		4:19.690	3:03.019	36.278	40.393		16:22:15.053	19		1:47.961	33.582	33.992	40.387	258.9	16:21:19.415
20		1:42.534	32.066	32.638	37.830	263.4	16:23:57.587	20		1:47.112	33.169	34.149	39.794	260.2	16:23:06.527
21		1:42.405	32.184	32.316	37.905	264.7	16:25:39.992	21		1:47.620	33.284	34.091	40.245	260.8	16:24:54.147
22		1:43.153	32.076	32.554	38.523	264.7	16:27:23.145	22		1:55.699 P	33.239	34.756	47.704	260.8	16:26:49.846
23		1:44.204	32.200	32.898	39.106	264.0	16:29:07.349	23		6:22.050	5:07.400	34.682	39.968		16:33:11.896
24		1:42.627	32.074	32.612	37.941	264.0	16:30:49.976	24		1:46.461	33.011	34.101	39.349	258.3	16:34:58.357
25		1:42.583	32.034	32.446	38.103	266.0	16:32:32.559	25		1:46.649	33.192	34.018	39.439	260.2	16:36:45.006
26		1:43.578	32.072	33.337	38.169	267.3	16:34:16.137	26		1:46.802	32.959	34.222	39.621	260.2	16:38:31.808
27		1:42.770	32.141	32.685	37.944	265.3	16:35:58.907	27		1:46.678	33.215	34.026	39.437	260.2	16:40:18.486
28		1:53.690 P	32.046	33.551	48.093	267.3	16:37:52.597	28		2:09.443 P	37.215	36.454	55.774	233.2	16:42:27.929

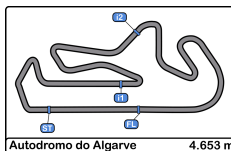
**79**

Johannes Zelger

Porsche 911 GT3 R (992)

PROAM		Fabio Babini		Tsunami RT			
Lap	D	Time	Sector 1	Sector 2	Sector 3	T. Spd	Elapsed
1		15:43:09.881	15:41:44.524	40.628	44.729		15:43:09.881
2		1:58.081	38.049	37.656	42.376	213.4	15:45:07.962
3		1:52.533	37.229	35.448	39.856	205.3	15:47:00.495
4		1:44.820	32.935	33.012	38.873	261.5	15:48:45.315
5		2:03.195 P	36.164	36.942	50.089	235.8	15:50:48.510
6		5:56.352	4:43.776	33.285	39.291		15:56:44.862
7		1:52.870 P	32.388	34.316	46.166	264.0	15:58:37.732
8		3:27.450	2:13.418	35.056	38.976		16:02:05.182
9		1:43.078	32.282	32.428	38.368	263.4	16:03:48.260
10		1:43.393	32.566	32.318	38.509	264.7	16:05:31.653
11		1:50.815 P	32.467	33.500	44.848	265.3	16:07:22.468
12		6:05.637	4:53.929	33.249	38.459		16:13:28.105
13		1:43.314	32.267	32.580	38.467	264.7	16:15:11.419
14		1:42.979	32.210	32.413	38.356	264.7	16:16:54.398
15		1:49.585 P	32.399	33.090	44.096	266.6	16:18:43.983
16		5:16.125	4:00.532	33.714	41.879		16:24:00.108
17		1:43.809	32.539	32.724	38.546	262.7	16:25:43.917
18		1:49.263 P	32.458	32.675	44.130	265.3	16:27:33.180
19		4:17.271	3:05.691	33.255	38.325		16:31:50.451
20		1:42.215	31.954	32.375	37.886	267.3	16:33:32.666
21		1:42.877	32.433	32.371	38.073	267.3	16:35:15.543
22		1:41.885	31.816	32.201	37.868	266.6	16:36:57.428
23		1:49.017 P	31.866	32.480	44.671	267.9	16:38:46.445



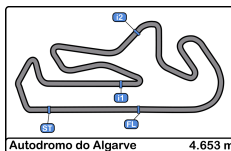


**Autodromo Int. do Algarve**  
**International GT Open**  
**Private test - 2**  
**Lap Analysis**



80							82								
Luca Ludwig							Marcelo Ramírez								
PROAM Iván Velasco							Mertel Motorsport PRO Ralf Aron								
Lap	D	Time	Sector 1	Sector 2	Sector 3	T. Spd	Elapsed	Lap	D	Time	Sector 1	Sector 2	Sector 3	T. Spd	Elapsed
1		15:42:39.956	15:41:28.125	33.224	38.607		15:42:39.956	1		15:42:15.545	15:40:57.615	34.415	43.515		15:42:15.545
2		1:43.504	32.457	32.961	38.086	261.5	15:44:23.460	2		1:46.813	31.963	32.671	42.179	264.0	15:44:02.358
3		1:43.176	32.294	32.689	38.193	262.7	15:46:06.636	3		1:41.778	31.974	32.446	37.358	267.9	15:45:44.136
4		1:51.873 P	32.330	33.111	46.432	264.7	15:47:58.509	4		1:46.050	31.994	34.166	39.890	267.9	15:47:30.186
5		4:42.021	3:31.142	32.794	38.085		15:52:40.530	5		1:50.349 P	31.880	32.759	45.710	267.9	15:49:20.535
6		1:43.757	32.469	32.794	38.494	262.1	15:54:24.287	6		5:00.216	3:43.070	35.487	41.659		15:54:20.751
7		1:43.228	32.431	32.728	38.069	262.7	15:56:07.515	7		1:45.540	33.072	33.944	38.524	260.8	15:56:06.291
8		1:44.361	32.410	33.578	38.373	263.4	15:57:51.876	8		1:47.263	32.740	34.417	40.106	262.7	15:57:53.554
9		1:44.218	32.448	32.990	38.780	264.7	15:59:36.094	9		1:46.976	33.430	33.706	39.840	262.1	15:59:40.530
10		1:48.766 P	32.260	33.154	43.352	262.7	16:01:24.860	10		1:50.050	33.936	35.208	40.906	265.3	16:01:30.580
11		4:26.790	3:15.908	32.757	38.125		16:05:51.650	11		1:53.695	34.362	35.748	43.585	263.4	16:03:24.275
12		1:43.209	32.337	32.849	38.023	264.0	16:07:34.859	12		1:45.610	33.227	33.621	38.762	260.2	16:05:09.885
13		1:44.321	32.391	33.198	38.732	263.4	16:09:19.180	13		1:46.916	32.813	34.385	39.718	264.0	16:06:56.801
14		1:43.924	32.371	33.132	38.421	264.0	16:11:03.104	14		1:46.750	34.818	33.510	38.422	261.5	16:08:43.551
15		1:43.635	32.598	32.947	38.090	262.1	16:12:46.739	15		1:44.547	32.784	33.438	38.325	263.4	16:10:28.098
16		1:43.726	32.385	33.324	38.017	263.4	16:14:30.465	16		1:46.295	32.958	35.072	38.265	263.4	16:12:14.393
17		1:50.134 P	33.233	32.877	44.024	264.0	16:16:20.599	17		1:49.338	36.145	34.229	38.964	262.7	16:14:03.731
18		5:35.580	4:21.976	34.337	39.267		16:21:56.179	18		1:45.777	32.709	33.906	39.162	266.0	16:15:49.508
19		1:45.475	32.995	33.163	39.317	260.2	16:23:41.654	19		1:44.612	32.422	33.763	38.427	264.7	16:17:34.120
20		1:45.247	33.113	33.128	39.006	260.2	16:25:26.901	20		1:46.456	34.394	33.629	38.433	264.0	16:19:20.576
21		1:45.295	33.433	33.202	38.660	261.5	16:27:12.196	21		1:44.866	32.766	34.093	38.007	264.7	16:21:05.442
22		1:55.804 P	33.587	33.832	48.385	260.2	16:29:08.000	22		1:50.564 P	32.590	33.241	44.733	266.0	16:22:56.006
23		2:22.665 P	1:00.828	35.572	46.265		16:31:30.665	23		4:16.282	3:05.487	32.890	37.905		16:27:12.288
24		3:33.875	2:21.158	33.747	38.970		16:35:04.540	24		1:48.378 P	32.232	32.649	43.497	266.6	16:29:00.666
25		1:45.358	32.786	33.480	39.092	260.8	16:36:49.898	25		2:24.190 P	1:07.647	32.724	43.819		16:31:24.856
26		2:06.885	32.911	33.080	1:00.894	262.1	16:38:56.783	26		3:02.601	1:49.035	34.927	38.639		16:34:27.457
27		1:46.231	33.387	33.720	39.124	262.1	16:40:43.014	27		1:47.773	35.671	33.789	38.313	264.7	16:36:15.230
28		2:02.168 P	35.250	34.910	52.008	254.7	16:42:45.182	28		1:44.648	32.727	33.727	38.194	265.3	16:37:59.878
								29		1:53.856 P	32.504	33.440	47.912	265.3	16:39:53.734





**Autodromo Int. do Algarve**  
**International GT Open**  
**Private test - 2**  
**Lap Analysis**



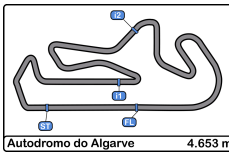
**86** Audunn Gudmundsson Porsche 911 GT3 R (992) **188** Mark Sansom McLaren 720S GT3 EVO

AM Thorvaldur Gissurarson Team Thor AM Miguel Ramos Garage 59

Lap	D	Time	Sector 1	Sector 2	Sector 3	T. Spd	Elapsed	Lap	D	Time	Sector 1	Sector 2	Sector 3	T. Spd	Elapsed
1		15:41:53.034	15:40:39.662	34.372	39.000		15:41:53.034	1		15:42:23.895	15:41:07.085	35.360	41.450		15:42:23.895
2		1:54.408	37.074	34.755	42.579	262.1	15:43:47.442	2		1:51.410	36.659	35.567	39.184	259.6	15:44:15.305
3		1:44.263	32.504	33.174	38.585	261.5	15:45:31.705	3		1:44.474	32.823	33.564	38.087	258.9	15:45:59.779
4		1:44.227	32.707	<b>32.874</b>	38.646	266.6	15:47:15.932	4		1:45.947	33.301	34.054	38.592	262.1	15:47:45.726
5		1:44.832	32.598	33.450	38.784	263.4	15:49:00.764	5		1:43.689	32.581	33.170	37.938	260.8	15:49:29.415
6		<b>1:44.001</b>	32.528	33.032	38.441	260.8	15:50:44.765	6		1:43.995	32.658	33.184	38.153	260.8	15:51:13.410
7		1:46.754	33.436	33.437	39.881	262.7	15:52:31.519	7		1:53.663 P	32.838	33.970	46.855	261.5	15:53:07.073
8		2:34.785 P	<b>32.308</b>	32.989	1:29.488	264.7	15:55:06.304	8		4:08.719	2:57.248	33.291	38.180		15:57:15.792
9		7:41.250	6:22.500	37.382	41.368		16:02:47.554	9		1:48.651	34.645	34.802	39.204	219.0	15:59:04.443
10		1:52.180	34.677	34.772	42.731	255.9	16:04:39.734	10		1:43.674	32.587	32.864	38.223	262.1	16:00:48.117
11		1:48.667	34.107	34.416	40.144	257.7	16:06:28.401	11		1:44.188	33.086	33.058	38.044	262.7	16:02:32.305
12		1:48.215	34.061	34.043	40.111	260.2	16:08:16.616	12		<b>1:42.836</b>	32.461	<b>32.670</b>	<b>37.705</b>	260.8	16:04:15.141
13		1:48.161	34.783	34.103	39.275	221.7	16:10:04.777	13		1:45.050	32.436	34.382	38.232	262.1	16:06:00.191
14		1:48.111	33.577	34.267	40.267	263.4	16:11:52.888	14		1:43.233	32.483	32.883	37.867	262.7	16:07:43.424
15		1:47.254	33.658	33.913	39.683	261.5	16:13:40.142	15		1:51.025	34.710	35.240	41.075	264.7	16:09:34.449
16		1:46.606	33.645	33.981	38.980	262.7	16:15:26.748	16		1:55.653 P	<b>32.297</b>	32.738	50.618	262.1	16:11:30.102
17		1:46.335	33.415	34.025	38.895	262.7	16:17:13.083	17		4:22.622	3:04.031	35.724	42.867		16:15:52.724
18		1:46.072	33.277	33.612	39.183	264.0	16:18:59.155	18		1:47.874	33.856	35.087	38.931	260.8	16:17:40.598
19		1:47.364	34.103	33.835	39.426	261.5	16:20:46.519	19		1:45.999	33.184	33.819	38.996	260.2	16:19:26.597
20		1:57.931 P	33.228	36.556	48.147	261.5	16:22:44.450	20		1:44.931	33.048	33.431	38.452	259.6	16:21:11.528
21		5:31.728	4:18.057	34.054	39.617		16:28:16.178	21		1:45.598	32.948	33.546	39.104	262.1	16:22:57.126
22		2:01.725 P	38.295	34.543	48.887	264.7	16:30:17.903	22		1:46.112	33.108	34.122	38.882	261.5	16:24:43.238
23		3:54.229	2:42.175	33.748	<b>38.306</b>		16:34:12.132	23		1:45.592	33.214	33.615	38.763	259.6	16:26:28.830
24		1:44.340	32.671	33.324	38.345	262.7	16:35:56.472	24		1:45.348	33.242	33.390	38.716	260.8	16:28:14.178
25		1:44.004	32.363	33.231	38.410	264.7	16:37:40.476	25		1:47.557	33.325	34.393	39.839	261.5	16:30:01.735
26		1:47.152	33.272	35.082	38.798	264.7	16:39:27.628	26		1:46.035	33.157	33.664	39.214	260.8	16:31:47.770
27		1:47.619	34.441	34.179	38.999	264.0	16:41:15.247	27		1:53.929 P	33.587	34.630	45.712	260.8	16:33:41.699
28		1:51.373 P	32.647	33.534	45.192	262.7	16:43:06.620	28		2:38.067	1:24.595	34.786	38.686		16:36:19.766
								29		1:45.280	33.064	33.252	38.964	262.1	16:38:05.046
								30		1:44.801	32.865	33.507	38.429	262.7	16:39:49.847
								31		1:56.449 P	33.627	33.815	49.007	262.7	16:41:46.296







**Autodromo Int. do Algarve**  
**International GT Open**  
**Private test - 2**  
**Lap Analysis**



**777**

Marcin Jedliński

Ferrari 296 GT3

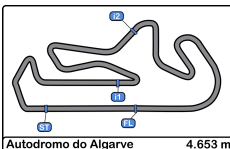
PROAM

Karol Basz

Olimp Racing

Lap	D	Time	Sector 1	Sector 2	Sector 3	T. Spd	Elapsed
1		15:46:50.569	15:45:33.750	36.187	40.632		15:46:50.569
2		1:48.506	35.279	33.913	39.314	260.2	15:48:39.075
3		1:47.726	33.389	34.045	40.292	262.1	15:50:26.801
4		1:47.238	33.733	33.627	39.878	262.1	15:52:14.039
5		1:45.540	33.088	33.396	39.056	264.0	15:53:59.579
6		1:45.794	33.176	33.491	39.127	262.1	15:55:45.373
7		1:45.629	33.159	33.603	38.867	260.8	15:57:31.002
8		1:48.242	34.522	34.774	38.946	260.8	15:59:19.244
9		1:44.495	32.882	33.204	38.409	262.1	16:01:03.739
10		1:49.415	33.341	35.762	40.312	263.4	16:02:53.154
11		1:44.524	32.828	33.191	38.505	263.4	16:04:37.678
12		1:46.403	34.150	33.804	38.449	264.7	16:06:24.081
13		1:44.881	32.699	33.266	38.916	263.4	16:08:08.962
14		1:47.983	35.229	34.017	38.737	243.7	16:09:56.945
15		1:44.681	32.667	33.483	38.531	264.0	16:11:41.626
16		1:58.871 P	33.804	35.985	49.082	264.0	16:13:40.497
17		4:44.656	3:28.646	35.029	40.981		16:18:25.153
18		1:44.418	32.798	33.301	38.319	262.7	16:20:09.571
19		1:44.003	32.481	33.419	38.103	264.7	16:21:53.574
20		1:51.443 P	32.504	33.303	45.636	264.7	16:23:45.017
21		3:32.352	2:21.501	32.908	37.943		16:27:17.369
22		1:42.398	32.087	32.403	37.908	266.6	16:28:59.767
23		1:42.291	32.010	32.498	37.783	266.0	16:30:42.058
24		1:42.422	32.020	32.506	37.896	266.6	16:32:24.480
25		1:42.400	32.092	32.384	37.924	266.6	16:34:06.880
26		1:47.701	32.022	32.355	43.324	265.3	16:35:54.581
27		1:49.953 P	32.130	32.400	45.423	264.7	16:37:44.534
28		3:37.224 P	2:19.392	33.747	44.085		16:41:21.758



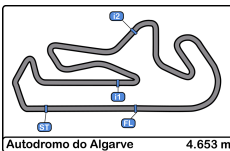


**Autodromo Int. do Algarve**  
**International GT Open**  
**Private test - 2**  
**Best Sectors Results**



Sector - 1			Sector - 2			Sector - 3			Ideal Lap vs Best Lap		
Clas	Nº Driver	Time	Nº Driver	Time	Nº Driver	Time	Clas	Nº Driver	Ideal Lap	Best Lap	Clas
1	9 Bartone - Schiller	31.768	1 Reicher - Haase	32.090	65 Neumann - Dunner	37.123	1	65 Neumann - Dunner	1:41.074	1:41.157	1
2	65 Neumann - Dunner	31.774	11 Révész - Cairoli	32.109	54 Müller - Mettler	37.199	2	1 Reicher - Haase	1:41.286	1:41.445	2
3	17 Lebbon - Emson	31.814	65 Neumann - Dunner	32.177	9 Bartone - Schiller	37.277	3	9 Bartone - Schiller	1:41.322	1:41.527	4
4	79 Zelger - Babini	31.816	79 Zelger - Babini	32.201	20 Pierburg - Baumann	37.294	4	11 Révész - Cairoli	1:41.417	1:41.462	3
5	1 Reicher - Haase	31.879	28 Bonduel - Dörrbecker	32.263	1 Reicher - Haase	37.317	5	17 Lebbon - Emson	1:41.503	1:41.572	5
6	82 Ramirez - Aron	31.880	9 Bartone - Schiller	32.277	30 Hash - Fontana	37.342	6	33 Macdonald - Kell	1:41.592	1:41.782	10
7	51 Bennett - Mosca	31.881	17 Lebbon - Emson	32.280	11 Révész - Cairoli	37.343	7	20 Pierburg - Baumann	1:41.607	1:41.763	7
8	33 Macdonald - Kell	31.919	20 Pierburg - Baumann	32.307	13 Visoiu - Krütten	37.357	8	82 Ramirez - Aron	1:41.684	1:41.778	9
9	30 Hash - Fontana	31.928	33 Macdonald - Kell	32.311	82 Ramirez - Aron	37.358	9	28 Bonduel - Dörrbecker	1:41.687	1:41.825	12
10	75 Salaquarda - Milota	31.930	75 Salaquarda - Milota	32.316	33 Macdonald - Kell	37.362	10	30 Hash - Fontana	1:41.707	1:41.707	6
11	55 De Meeus - Abril	31.933	4 Porter - Meakin	32.317	17 Lebbon - Emson	37.409	11	51 Bennett - Mosca	1:41.765	1:41.765	8
12	28 Bonduel - Dörrbecker	31.937	777 Jedliński - Basz	32.355	6 Jans - Walker	37.452	12	54 Müller - Mettler	1:41.765	1:41.812	11
13	4 Porter - Meakin	31.937	51 Bennett - Mosca	32.373	28 Bonduel - Dörrbecker	37.487	13	13 Visoiu - Krütten	1:41.828	1:41.828	13
14	11 Révész - Cairoli	31.965	63 Doquin - Petrov	32.435	51 Bennett - Mosca	37.511	14	79 Zelger - Babini	1:41.885	1:41.885	14
15	6 Jans - Walker	31.973	13 Visoiu - Krütten	32.436	63 Doquin - Petrov	37.651	15	75 Salaquarda - Milota	1:41.925	1:42.336	18
16	54 Müller - Mettler	31.983	30 Hash - Fontana	32.437	75 Salaquarda - Milota	37.679	16	4 Porter - Meakin	1:42.002	1:42.002	15
17	20 Pierburg - Baumann	32.006	82 Ramirez - Aron	32.446	188 Sansom - Ramos	37.705	17	6 Jans - Walker	1:42.046	1:42.190	16
18	777 Jedliński - Basz	32.010	21 Forgione - Rugolo	32.458	18 Nesov - Kizilov	37.706	18	777 Jedliński - Basz	1:42.148	1:42.291	17
19	13 Visoiu - Krütten	32.035	5 Jedliński - Korzeniowski	32.511	4 Porter - Meakin	37.748	19	63 Doquin - Petrov	1:42.164	1:42.352	19
20	63 Doquin - Petrov	32.078	55 De Meeus - Abril	32.526	777 Jedliński - Basz	37.783	20	55 De Meeus - Abril	1:42.426	1:42.614	21
21	18 Nesov - Kizilov	32.135	54 Müller - Mettler	32.583	79 Zelger - Babini	37.868	21	18 Nesov - Kizilov	1:42.504	1:42.570	20
22	21 Forgione - Rugolo	32.141	19 Rogalski - Ugran	32.610	21 Forgione - Rugolo	37.937	22	21 Forgione - Rugolo	1:42.536	1:42.784	22
23	26 Blanchemain - Páverud	32.142	6 Jans - Walker	32.621	55 De Meeus - Abril	37.967	23	188 Sansom - Ramos	1:42.672	1:42.836	23
24	80 Ludwig - Velasco	32.260	10 Grove - Grove	32.661	80 Ludwig - Velasco	38.017	24	5 Jedliński - Korzeniowski	1:42.897	1:43.037	25
25	5 Jedliński - Korzeniowski	32.263	18 Nesov - Kizilov	32.663	5 Jedliński - Korzeniowski	38.123	25	80 Ludwig - Velasco	1:42.966	1:43.176	26
26	188 Sansom - Ramos	32.297	188 Sansom - Ramos	32.670	19 Rogalski - Ugran	38.127	26	26 Blanchemain - Páverud	1:42.971	1:42.993	24
27	19 Rogalski - Ugran	32.304	26 Blanchemain - Páverud	32.677	26 Blanchemain - Páverud	38.152	27	19 Rogalski - Ugran	1:43.041	1:43.471	28
28	86 Gudmundsson - Gissurarson	32.308	80 Ludwig - Velasco	32.689	86 Gudmundsson - Gissurarson	38.306	28	10 Grove - Grove	1:43.323	1:43.428	27
29	10 Grove - Grove	32.341	86 Gudmundsson - Gissurarson	32.874	10 Grove - Grove	38.321	29	86 Gudmundsson - Gissurarson	1:43.488	1:44.001	29
30	77 Alfredo Hernández	32.959	77 Alfredo Hernández	33.992	77 Alfredo Hernández	39.349	30	77 Alfredo Hernández	1:46.300	1:46.461	30





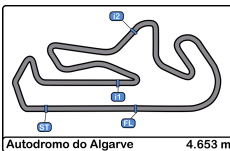
**Autodromo Int. do Algarve**  
**International GT Open**  
**Private test - 2**  
**Best 5 Lap Times**



Autodromo do Algarve 4.653 m.

Cl	Nº	Entrant/Team	Nat	Driver 1	Nat	Driver 2	Nat	Vehicle	Cat	Cl	Best 1		Best 2		Best 3		Best 4		Best 5	
											Time	Lap	Time	Lap	Time	Lap	Time	Lap	Time	Lap
1	65	Team Motopark	DEU	Heiko Neumann	DEU	Lukas Dunner	AUT	Mercedes AMG GT3 EVO	PROAM	1	1:41.157	26	1:41.442	27	1:42.378	14	1:42.553	17	1:42.762	11
2	1	Eastalent Racing	AUT	Simon Reicher	AUT	Christopher Haase	DEU	Audi R8 LMS GT3 EVO II	PRO	1	1:41.445	19	1:41.559	20	1:41.918	3	1:41.945	15	1:41.967	21
3	11	Team Motopark	DEU	Levente Révész	HUN	Matteo Cairoli	ITA	Mercedes AMG GT3 EVO	PRO	2	1:41.462	19	1:41.851	18	1:41.879	20	1:42.388	23	1:42.450	15
4	9	GetSpeed	DEU	Anthony Bartone	USA	Fabian Schiller	DEU	Mercedes AMG GT3 EVO	PRO	3	1:41.527	19	1:42.291	3	1:42.405	7	1:42.778	16	1:42.935	6
5	17	Elite Motorsport with Entire Race Engineering	GBR	Tom Lebbon	GBR	Tom Emson	GBR	Ferrari 296 GT3	PRO	4	1:41.572	24	1:41.757	26	1:41.866	23	1:42.269	29	1:42.463	6
6	30	Car Collection Motorsport	DEU	Hash	USA	Alex Fontana	CHE	Porsche 911 GT3 R (992)	PROAM	2	1:41.707	10	1:41.813	11	1:42.028	5	1:42.067	4	1:42.408	6
7	20	SPS Automotive Performance	DEU	Valentin Pierburg	DEU	Dominik Baumann	AUT	Mercedes AMG GT3 EVO	PROAM	3	1:41.763	10	1:42.088	9	1:42.384	11	1:42.822	4	1:42.852	30
8	51	AF Corse	ITA	Carl Bennett	ITA	Tommaso Mosca	ITA	Ferrari 296 GT3	PRO	5	1:41.765	12	1:41.825	10	1:43.042	7	1:43.088	6	1:43.276	21
9	82	GetSpeed	DEU	Marcelo Ramírez	MEX	Ralf Aron	EST	Mercedes AMG GT3 EVO	PRO	6	1:41.778	3	1:44.547	15	1:44.612	19	1:44.648	28	1:44.866	21
10	33	Greystone GT	GBR	Dean Macdonald	GBR	James Kell	GBR	McLaren 720S GT3 EVO	PRO	7	1:41.782	6	1:41.856	3	1:41.956	25	1:42.009	7	1:42.121	23
11	54	CBRX by SPS	DEU	Dexter Müller	CHE	Yannick Mettler	CHE	Mercedes AMG GT3 EVO	PROAM	4	1:41.812	9	1:41.937	11	1:42.173	8	1:42.194	7	1:42.215	12
12	28	BDR Competition / BDR Grupo Prom Racing Team	BEL	Amaury Bonduel	FRA	Luis Michael Dörrbecker	MEX	Mercedes AMG GT3 EVO	PRO	8	1:41.825	16	1:41.967	17	1:43.064	7	1:43.088	6	1:43.527	13
13	13	Team Motopark	DEU	Robert Visoiu	ROU	Niklas Krütten	DEU	Mercedes AMG GT3 EVO	PRO	9	1:41.828	8	1:42.756	3	1:42.949	20	1:43.514	13	1:43.532	24
14	79	Tsunami RT	GBR	Johannes Zelger	ITA	Fabio Babini	ITA	Porsche 911 GT3 R (992)	PROAM	5	1:41.885	22	1:42.215	20	1:42.877	21	1:42.979	14	1:43.078	9
15	4	Optimum Motorsport	GBR	Michael Porter	GBR	Zac Meakin	GBR	McLaren 720S GT3 EVO	PRO	10	1:42.002	15	1:42.184	13	1:42.839	12	1:43.017	9	1:43.503	4
16	6	GetSpeed	DEU	Steve Jans	LUX	Aaron Walker	GBR	Mercedes AMG GT3 EVO	PROAM	6	1:42.190	4	1:42.456	3	1:42.638	7	1:42.704	2	1:43.761	20
17	777	Olimp Racing	POL	Marcin Jedliński	POL	Karol Basz	POL	Ferrari 296 GT3	PROAM	7	1:42.291	23	1:42.398	22	1:42.400	25	1:42.422	24	1:44.003	19
18	75	Team ISR	CZE	Filip Salaquarda	CZE	Libor Milota	CZE	Audi R8 LMS GT3 EVO II	PROAM	8	1:42.336	3	1:42.405	21	1:42.534	20	1:42.558	5	1:42.583	25
19	63	Oregon Team	ITA	Antoine Doquin	FRA	Artem Petrov	ISR	Lamborghini Huracán GT3 EVO2	PRO	11	1:42.352	7	1:42.857	8	1:42.889	6	1:42.904	23	1:43.163	26
20	18	Dinamic GT	ITA	Alexey Nesov	IND	Maksim Kizilov	IND	Porsche 911 GT3 R (992)	PRO	12	1:42.570	3	1:43.009	6	1:43.116	5	1:43.392	4	1:43.912	2
21	55	AF Corse	ITA	Laurent De Meeus	BEL	Vincent Abril	FRA	Ferrari 296 GT3	PROAM	9	1:42.614	24	1:42.693	22	1:42.779	20	1:43.220	19	1:44.914	13
22	21	AF Corse	ITA	Gino Forgione	CHE	Michele Rugolo	ITA	Ferrari 296 GT3	AM	1	1:42.784	19	1:42.883	15	1:42.931	14	1:42.980	18	1:43.482	17
23	188	Garage 59	GBR	Mark Sansom	GBR	Miguel Ramos	PRT	McLaren 720S GT3 EVO	AM	2	1:42.836	12	1:43.233	14	1:43.674	10	1:43.689	5	1:43.995	6
24	26	Sainteloc Racing	FRA	Michael Blanchemain	FRA	Marcus Pöverud	NOR	Audi R8 LMS GT3 EVO II	PROAM	10	1:42.993	16	1:43.419	17	1:44.017	5	1:44.530	13	1:44.605	4
25	5	Olimp Racing	POL	Stanislaw Jedliński	POL	Krystian Korzeniowski	POL	Ferrari 296 GT3	AM	3	1:43.037	19	1:43.268	18	1:43.395	16	1:43.621	20	1:45.081	23
26	80	Mertel Motorsport	DEU	Luca Ludwig	DEU	Iván Velasco	ESP	Ferrari 488 GT3 Evo	PROAM	11	1:43.176	3	1:43.209	12	1:43.228	7	1:43.504	2	1:43.635	15
27	10	Iron Lynx	ITA	Brenton Grove	AUS	Stephen Grove	AUS	Mercedes AMG GT3 EVO	PROAM	12	1:43.428	30	1:43.519	29	1:43.619	27	1:43.639	26	1:43.670	20
28	19	Oregon Team	ITA	Robin Rogalski	ROU	Filip Ugran	ROU	Lamborghini Huracán GT3 EVO2	PRO	13	1:43.471	9	1:43.558	24	1:43.652	25	1:43.828	26	1:43.832	8
29	86	Team Thor	ISL	Audunn Gudmundsson	ISL	Thorvaldur Gissurarson	ISL	Porsche 911 GT3 R (992)	AM	4	1:44.001	6	1:44.004	25	1:44.227	4	1:44.263	3	1:44.340	24
30	77	BDR Competition / BDR Grupo Prom Racing Team	BEL	Alfredo Hernández	MEX			Mercedes AMG GT3 EVO	AM	5	1:46.461	24	1:46.649	25	1:46.678	27	1:46.802	26	1:47.043	18



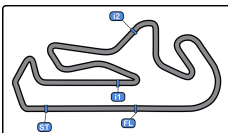


**Autodromo Int. do Algarve**  
**International GT Open**  
**Private test - 2**  
**Best 5 Top Speeds**



Cl	N°	Entrant/Team	Nat	Driver 1	Nat	Driver 2	Nat	Vehicle	Cat	Cl	Top 1		Top 2		Top 3		Top 4		Top 5		Avg
											Km/h	Lap	Km/h	Lap	Km/h	Lap	Km/h	Lap	Km/h	Lap	
1	75	Team ISR	CZE	Filip Salaquarda	CZE	Libor Milota	CZE	Audi R8 LMS GT3 EVO II	PROAM	1	269.3	4	267.3	17	267.3	26	267.3	28	266.6	18	267.5
2	9	GetSpeed	DEU	Anthony Bartone	USA	Fabian Schiller	DEU	Mercedes AMG GT3 EVO	PRO	1	267.9	20	266.6	21	266.0	22	265.3	8	265.3	12	266.2
3	51	AF Corse	ITA	Carl Bennett	ITA	Tommaso Mosca	ITA	Ferrari 296 GT3	PRO	2	267.9	8	266.6	5	266.6	27	266.6	29	266.0	7	266.7
4	79	Tsunami RT	SMR	Johannes Zelger	ITA	Fabio Babini	ITA	Porsche 911 GT3 R (992)	PROAM	2	267.9	23	267.3	20	267.3	21	266.6	15	266.6	22	267.1
5	82	GetSpeed	DEU	Marcelo Ramirez	MEX	Ralf Aron	EST	Mercedes AMG GT3 EVO	PRO	3	267.9	3	267.9	4	267.9	5	266.6	24	266.0	18	267.3
6	4	Optimum Motorsport	GBR	Michael Porter	GBR	Zac Meakin	GBR	McLaren 720S GT3 EVO	PRO	4	267.3	14	265.3	16	264.0	15	263.4	10	263.4	13	264.7
7	11	Team Motopark	DEU	Levente Révész	HUN	Matteo Cairoli	ITA	Mercedes AMG GT3 EVO	PRO	5	266.6	4	266.6	21	266.6	23	265.3	12	265.3	13	266.1
8	17	Elite Motorsport with Entire Race Engineering	GBR	Tom Lebbon	GBR	Tom Emson	GBR	Ferrari 296 GT3	PRO	6	266.6	25	265.3	5	265.3	10	264.7	4	264.7	19	265.3
9	30	Car Collection Motorsport	DEU	Hash	USA	Alex Fontana	CHE	Porsche 911 GT3 R (992)	PROAM	3	266.6	7	266.0	2	265.3	6	265.3	8	264.7	3	265.6
10	86	Team Thor	ISL	Audunn Gudmundsson	ISL	Thorvaldur Gissurarson	ISL	Porsche 911 GT3 R (992)	AM	1	266.6	4	264.7	8	264.7	22	264.7	25	264.7	26	265.0
11	777	Olimp Racing	POL	Marcin Jedliński	POL	Karol Basz	POL	Ferrari 296 GT3	PROAM	4	266.6	22	266.6	24	266.6	25	266.0	23	265.3	26	266.2
12	13	Team Motopark	DEU	Robert Visoiu	ROU	Niklas Krütten	DEU	Mercedes AMG GT3 EVO	PRO	7	266.0	4	266.0	9	265.3	8	265.3	14	264.7	10	265.4
13	18	Dinamic GT	ITA	Alexey Nesov	MD	Maksim Kizilov	MD	Porsche 911 GT3 R (992)	PRO	8	266.0	2	265.3	4	265.3	6	265.3	7	264.0	19	265.2
14	26	Sainteloc Racing	FRA	Michael Blanchemain	FRA	Marcus Páverud	NOR	Audi R8 LMS GT3 EVO II	PROAM	5	266.0	19	264.7	24	264.0	10	264.0	14	264.0	16	264.5
15	33	Greystone GT	GBR	Dean Macdonald	GBR	James Kell	GBR	McLaren 720S GT3 EVO	PRO	9	266.0	21	266.0	24	265.3	26	264.7	5	264.7	17	265.3
16	65	Team Motopark	DEU	Heiko Neumann	DEU	Lukas Dunner	AUT	Mercedes AMG GT3 EVO	PROAM	6	266.0	17	265.3	15	264.7	27	264.0	5	264.0	8	264.8
17	1	Eastalent Racing	AUT	Simon Reicher	AUT	Christopher Haase	DEU	Audi R8 LMS GT3 EVO II	PRO	10	265.3	21	265.3	22	264.7	9	264.7	10	264.7	15	264.9
18	5	Olimp Racing	POL	Stanislaw Jedliński	POL	Krystian Korzeniowski	POL	Ferrari 296 GT3	AM	2	265.3	21	265.3	24	264.7	18	264.7	20	264.0	19	264.8
19	21	AF Corse	ITA	Gino Forgione	CHE	Michele Rugolo	ITA	Ferrari 296 GT3	AM	3	265.3	16	264.7	6	264.7	14	264.7	15	264.7	27	264.8
20	28	BDR Competition / BDR Grupo Prom Racing Team	BEL	Amaury Bonduel	FRA	Luis Michael Dörrbecker	MEX	Mercedes AMG GT3 EVO	PRO	11	265.3	18	264.0	13	263.4	7	263.4	14	262.7	4	263.8
21	10	Iron Lynx	ITA	Brenton Grove	AUS	Stephen Grove	AUS	Mercedes AMG GT3 EVO	PROAM	7	264.7	15	264.0	18	263.4	26	262.7	25	262.7	27	263.5
22	20	SPS Automotive Performance	DEU	Valentin Pierburg	DEU	Dominik Baumann	AUT	Mercedes AMG GT3 EVO	PROAM	8	264.7	5	264.7	31	264.0	4	264.0	29	264.0	30	264.3
23	54	CBRX by SPS	DEU	Dexter Müller	CHE	Yannick Mettler	CHE	Mercedes AMG GT3 EVO	PROAM	9	264.7	27	264.0	4	264.0	10	264.0	23	264.0	29	264.1
24	80	Mertel Motorsport	DEU	Luca Ludwig	DEU	Iván Velasco	ESP	Ferrari 488 GT3 Evo	PROAM	10	264.7	4	264.7	9	264.0	12	264.0	14	264.0	17	264.3
25	188	Garage 59	GBR	Mark Sansom	GBR	Miguel Ramos	PRT	McLaren 720S GT3 EVO	AM	4	264.7	15	262.7	11	262.7	14	262.7	30	262.7	31	263.1
26	19	Oregon Team	ITA	Robin Rogalski	POL	Filip Ugran	ROU	Lamborghini Huracán GT3 EVO2	PRO	12	264.0	10	262.7	28	262.1	9	262.1	27	261.5	12	262.5
27	55	AF Corse	ITA	Laurent De Meeus	BEL	Vincent Abril	FRA	Ferrari 296 GT3	PROAM	11	264.0	24	263.4	14	263.4	23	263.4	25	263.4	27	263.5
28	6	GetSpeed	DEU	Steve Jans	LUX	Aaron Walker	GBR	Mercedes AMG GT3 EVO	PROAM	12	263.4	8	262.1	17	261.5	14	261.5	18	261.5	21	262.0
29	63	Oregon Team	ITA	Antoine Doquin	FRA	Artem Petrov	ISR	Lamborghini Huracán GT3 EVO2	PRO	13	262.7	14	260.8	8	260.8	15	260.8	21	260.8	24	261.2
30	77	BDR Competition / BDR Grupo Prom Racing Team	BEL	Alfredo Hernández	MEX			Mercedes AMG GT3 EVO	AM	5	261.5	15	260.8	21	260.8	22	260.2	20	260.2	25	260.7





Autodromo Int. do Algarve

International GT Open

Private test - 2

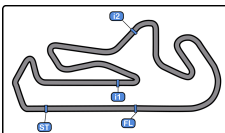
Fastest Laps Sequence

Autodromo do Algarve 4.653 m.



Lap	Time of Day	Session Time	Nº Entrant/Team	Nat	Driver 1	Nat	Driver 2	Nat	Vehicle	Cat	Time	Km/h
2	15:43:39.948	3:39.948	30 Car Collection Motorsport	DEU	Hash	USA	Alex Fontana	CHE	Porsche 911 GT3 R (992)	PROAM	1:44.771	159.8
2	15:43:52.942	3:52.942	18 Dinamic GT	ITA	Alexey Nesov	IND	Maksim Kizilov	IND	Porsche 911 GT3 R (992)	PRO	1:43.912	161.2
2	15:43:55.198	3:55.198	11 Team Motopark	DEU	Levente Révész	HUN	Matteo Cairoli	ITA	Mercedes AMG GT3 EVO	PRO	1:43.666	161.5
2	15:44:05.382	4:05.382	20 SPS Automotive Performance	DEU	Valentin Pierburg	DEU	Dominik Baumann	AUT	Mercedes AMG GT3 EVO	PROAM	1:43.629	161.6
2	15:44:07.323	4:07.323	17 Elite Motorsport with Enrte Race Engineering	GBR	Tom Lebbon	GBR	Tom Emson	GBR	Ferrari 296 GT3	PRO	1:42.945	162.7
2	15:45:09.492	5:09.492	33 Greystone GT	GBR	Dean Macdonald	GBR	James Kell	GBR	McLaren 720S GT3 EVO	PRO	1:42.542	163.3
3	15:45:22.372	5:22.372	30 Car Collection Motorsport	DEU	Hash	USA	Alex Fontana	CHE	Porsche 911 GT3 R (992)	PROAM	1:42.424	163.5
3	15:45:32.377	5:32.377	75 Team ISR	CZE	Filip Salaquarda	CZE	Libor Milota	CZE	Audi R8 LMS GT3 EVO II	PROAM	1:42.336	163.6
3	15:45:44.136	5:44.136	82 GetSpeed	DEU	Marcelo Ramírez	MEX	Ralf Aron	EST	Mercedes AMG GT3 EVO	PRO	1:41.778	164.5
10	15:59:53.814	19:53.814	20 SPS Automotive Performance	DEU	Valentin Pierburg	DEU	Dominik Baumann	AUT	Mercedes AMG GT3 EVO	PROAM	1:41.763	164.6
10	16:02:02.484	22:02.484	30 Car Collection Motorsport	DEU	Hash	USA	Alex Fontana	CHE	Porsche 911 GT3 R (992)	PROAM	1:41.707	164.6
19	16:27:15.179	47:15.179	9 GetSpeed	DEU	Anthony Bartone	USA	Fabian Schiller	DEU	Mercedes AMG GT3 EVO	PRO	1:41.527	164.9
19	16:33:29.932	53:29.932	11 Team Motopark	DEU	Levente Révész	HUN	Matteo Cairoli	ITA	Mercedes AMG GT3 EVO	PRO	1:41.462	165.0
19	16:33:51.394	53:51.394	1 Eastalent Racing	AUT	Simon Reicher	AUT	Christopher Haase	DEU	Audi R8 LMS GT3 EVO II	PRO	1:41.445	165.1
26	16:38:21.137	58:21.137	65 Team Motopark	DEU	Heiko Neumann	DEU	Lukas Dunner	AUT	Mercedes AMG GT3 EVO	PROAM	1:41.157	165.5





Autodromo Int. do Algarve

International GT Open

Private test - 2

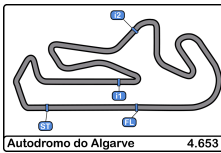
Event Best Maximum Speed

Autodromo do Algarve 4.653 m.



Nº	Entrant/Team	Nat	Driver 1	Nat	Driver 2	Nat	Vehicle	Cat	Km/h	Session
75	Team ISR	CZE	Filip Salaquarda	CZE	Libor Milota	CZE	Audi R8 LMS GT3 EVO II	PROAM	269.3	Private test - 2
82	GetSpeed	DEU	Marcelo Ramirez	MEX	Ralf Aron	EST	Mercedes AMG GT3 EVO	PRO	267.9	Private test - 2
51	AF Corse	ITA	Carl Bennett	ITA	Tommaso Mosca	ITA	Ferrari 296 GT3	PRO	267.9	Private test - 2
9	GetSpeed	DEU	Anthony Bartone	USA	Fabian Schiller	DEU	Mercedes AMG GT3 EVO	PRO	267.9	Private test - 2
79	Tsunami RT	SMR	Johannes Zelger	ITA	Fabio Babini	ITA	Porsche 911 GT3 R (992)	PROAM	267.9	Private test - 2
4	Optimum Motorsport	GBR	Michael Porter	GBR	Zac Meakin	GBR	McLaren 720S GT3 EVO	PRO	267.3	Private test - 2
86	Team Thor	ISL	Audunn Gudmundsson	ISL	Thorvaldur Gissurarson	ISL	Porsche 911 GT3 R (992)	AM	266.6	Private test - 2
30	Car Collection Motorsport	DEU	Hash	USA	Alex Fontana	CHE	Porsche 911 GT3 R (992)	PROAM	266.6	Private test - 2
777	Olimp Racing	POL	Marcin Jedliński	POL	Karol Basz	POL	Ferrari 296 GT3	PROAM	266.6	Private test - 2
17	Elite Motorsport with Entire Race Engineering	GBR	Tom Lebbon	GBR	Tom Emson	GBR	Ferrari 296 GT3	PRO	266.6	Private test - 2
11	Team Motopark	DEU	Levente Révész	HUN	Matteo Cairoli	ITA	Mercedes AMG GT3 EVO	PRO	266.6	Private test - 2
18	Dinamic GT	ITA	Alexey Nesov	IND	Maksim Kizilov	IND	Porsche 911 GT3 R (992)	PRO	266.0	Private test - 1
13	Team Motopark	DEU	Robert Visoiu	ROU	Niklas Krütten	DEU	Mercedes AMG GT3 EVO	PRO	266.0	Private test - 2
65	Team Motopark	DEU	Heiko Neumann	AUT	Lukas Dunner	AUT	Mercedes AMG GT3 EVO	PROAM	266.0	Private test - 2
33	Greystone GT	GBR	Dean Macdonald	GBR	James Kell	GBR	McLaren 720S GT3 EVO	PRO	266.0	Private test - 2
26	Sainteloc Racing	FRA	Michael Blanchemain	FRA	Marcus Páverud	NOR	Audi R8 LMS GT3 EVO II	PROAM	266.0	Private test - 2
21	AF Corse	ITA	Gino Forgione	CHE	Michele Rugolo	ITA	Ferrari 296 GT3	AM	265.3	Private test - 2
28	BDR Competition / BDR Grupo Prom Racing Team	BEL	Amaury Bonduel	FRA	Luis Michael Dörrbecker	MEX	Mercedes AMG GT3 EVO	PRO	265.3	Private test - 2
5	Olimp Racing	POL	Stanislaw Jedliński	POL	Krystian Korzeniowski	POL	Ferrari 296 GT3	AM	265.3	Private test - 2
1	Eastalent Racing	AUT	Simon Reicher	AUT	Christopher Haase	DEU	Audi R8 LMS GT3 EVO II	PRO	265.3	Private test - 2
80	Mertel Motorsport	DEU	Luca Ludwig	DEU	Iván Velasco	ESP	Ferrari 488 GT3 Evo	PROAM	264.7	Private test - 2
20	SPS Automotive Performance	DEU	Valentin Pierburg	DEU	Dominik Baumann	AUT	Mercedes AMG GT3 EVO	PROAM	264.7	Private test - 2
188	Garage 59	GBR	Mark Sansom	GBR	Miguel Ramos	PRT	McLaren 720S GT3 EVO	AM	264.7	Private test - 2
10	Iron Lynx	ITA	Brenton Grove	AUS	Stephen Grove	AUS	Mercedes AMG GT3 EVO	PROAM	264.7	Private test - 2
54	CBRX by SPS	DEU	Dexter Müller	CHE	Yannick Mettler	CHE	Mercedes AMG GT3 EVO	PROAM	264.7	Private test - 2
19	Oregon Team	ITA	Robin Rogalski	POL	Filip Ugran	ROU	Lamborghini Huracán GT3 EVO2	PRO	264.0	Private test - 2
55	AF Corse	ITA	Laurent De Meeus	BEL	Vincent Abril	FRA	Ferrari 296 GT3	PROAM	264.0	Private test - 2
6	GetSpeed	DEU	Steve Jans	LUX	Aaron Walker	GBR	Mercedes AMG GT3 EVO	PROAM	263.4	Private test - 2
63	Oregon Team	ITA	Antoine Doquin	FRA	Artem Petrov	ISR	Lamborghini Huracán GT3 EVO2	PRO	262.7	Private test - 2
77	BDR Competition / BDR Grupo Prom Racing Team	BEL	Alfredo Hernández	MEX			Mercedes AMG GT3 EVO	AM	261.5	Private test - 2





# Autodromo Int. do Algarve International GT Open Private test - 2 Pit Stop Analysis



1 Simon Reicher Audi R8 LMS GT3 EVO II  
PRO Christopher Haase Eastalent Racing

Nº	In Day Time	In Time	Out Time	Pit Time	T. Pit Time	Handicap	Diff.
1	15:51:32.499	15:51:32.499	15:52:52.477	1:19.978	1:19.978		
2	16:03:15.584	16:03:15.584	16:10:30.449	7:14.865	8:34.843		
3	16:20:54.451	16:20:54.451	16:30:24.139	9:29.688	18:04.531		

4 Michael Porter McLaren 720S GT3 EVO  
PRO Zac Meakin Optimum Motorsport

Nº	In Day Time	In Time	Out Time	Pit Time	T. Pit Time	Handicap	Diff.
1	15:49:23.935	15:49:23.935	15:55:37.024	6:13.089	6:13.089		
2	15:57:39.747	15:57:39.747	16:22:35.236	24:55.489	31:08.578		
3	16:29:33.282	16:29:33.282	16:30:56.570	1:23.288	32:31.866		

5 Stanislaw Jedliński Ferrari 296 GT3  
AM Krystian Korzeniowski Olimp Racing

Nº	In Day Time	In Time	Out Time	Pit Time	T. Pit Time	Handicap	Diff.
1	15:53:35.792	15:53:35.792	15:56:38.090	3:02.298	3:02.298		
2	16:00:43.062	16:00:43.062	16:03:12.772	2:29.710	5:32.008		
3	16:14:44.027	16:14:44.027	16:17:22.338	2:38.311	8:10.319		
4	16:29:29.422	16:29:29.422	16:32:40.610	3:11.188	11:21.507		

6 Steve Jans Mercedes AMG GT3 EVO  
PROAM Aaron Walker GetSpeed

Nº	In Day Time	In Time	Out Time	Pit Time	T. Pit Time	Handicap	Diff.
1	15:51:43.159	15:51:43.159	15:54:27.387	2:44.228	2:44.228		
2	15:59:49.767	15:59:49.767	16:02:08.066	2:18.299	5:02.527		
3	16:26:33.005	16:26:33.005	16:27:48.494	1:15.489	6:18.016		
4	16:33:02.270	16:33:02.270	16:34:25.998	1:23.728	7:41.744		
5	16:37:54.284	16:37:54.284	16:39:16.110	1:21.826	9:03.570		

9 Anthony Bartone Mercedes AMG GT3 EVO  
PRO Fabian Schiller GetSpeed

Nº	In Day Time	In Time	Out Time	Pit Time	T. Pit Time	Handicap	Diff.
1	15:48:00.082	15:48:00.082	15:54:52.665	6:52.583	6:52.583		
2	16:01:47.266	16:01:47.266	16:03:14.226	1:26.960	8:19.543		
3	16:12:12.636	16:12:12.636	16:15:21.978	3:09.342	11:28.885		
4	16:22:18.891	16:22:18.891	16:23:49.656	1:30.765	12:59.650		
5	16:32:43.914	16:32:43.914	16:33:57.650	1:13.736	14:13.386		

10 Brenton Grove Mercedes AMG GT3 EVO  
PROAM Stephen Grove Iron Lynx

Nº	In Day Time	In Time	Out Time	Pit Time	T. Pit Time	Handicap	Diff.
1	15:55:40.156	15:55:40.156	15:57:10.128	1:29.972	1:29.972		
2	16:11:27.470	16:11:27.470	16:13:57.358	2:29.888	3:59.860		

11 Levente Révész Mercedes AMG GT3 EVO  
PRO Matteo Cairoli Team Motopark

Nº	In Day Time	In Time	Out Time	Pit Time	T. Pit Time	Handicap	Diff.
1	15:50:51.753	15:50:51.753	15:54:49.494	3:57.741	3:57.741		
2	16:01:46.473	16:01:46.473	16:13:52.598	12:06.125	16:03.866		
3	16:24:09.416	16:24:09.416	16:28:21.216	4:11.800	20:15.666		
4	16:36:54.616	16:36:54.616	16:38:25.109	1:30.493	21:46.159		

13 Robert Visoiu Mercedes AMG GT3 EVO  
PRO Niklas Krütten Team Motopark

Nº	In Day Time	In Time	Out Time	Pit Time	T. Pit Time	Handicap	Diff.
1	15:49:14.582	15:49:14.582	15:54:48.362	5:33.780	5:33.780		
2	16:03:36.153	16:03:36.153	16:10:37.210	7:01.057	12:34.837		
3	16:24:32.563	16:24:32.563	16:29:48.655	5:16.092	17:50.929		
4	16:35:02.512	16:35:02.512	16:36:14.837	1:12.325	19:03.254		

17 Tom Lebbon Ferrari 296 GT3  
PRO Tom Emson Elite Motorsport

Nº	In Day Time	In Time	Out Time	Pit Time	T. Pit Time	Handicap	Diff.
1	15:58:06.530	15:58:06.530	16:01:07.907	3:01.377	3:01.377		
2	16:11:31.533	16:11:31.533	16:13:18.651	1:47.118	4:48.495		
3	16:22:00.127	16:22:00.127	16:24:32.355	2:32.228	7:20.723		
4	16:35:00.747	16:35:00.747	16:37:10.621	2:09.874	9:30.597		

18 Alexey Nesov Porsche 911 GT3 R (992)  
PRO Maksim Kizilov Dinamic GT

Nº	In Day Time	In Time	Out Time	Pit Time	T. Pit Time	Handicap	Diff.
1	15:52:28.843	15:52:28.843	15:55:09.910	2:41.067	2:41.067		
2	16:07:52.339	16:07:52.339	16:09:20.279	1:27.940	4:09.007		
3	16:18:24.248	16:18:24.248	16:28:04.069	9:39.821	13:48.828		
4	16:32:27.588	16:32:27.588	16:33:29.894	1:02.306	14:51.134		

19 Robin Rogalski Lamborghini Huracán GT3 EVO2  
PRO Filip Ugran Oregon Team

Nº	In Day Time	In Time	Out Time	Pit Time	T. Pit Time	Handicap	Diff.
1	15:50:50.041	15:50:50.041	15:52:38.501	1:48.460	1:48.460		
2	16:04:54.552	16:04:54.552	16:06:22.327	1:27.775	3:16.235		
3	16:22:22.191	16:22:22.191	16:24:16.213	1:54.022	5:10.257		

20 Valentin Pierburg Mercedes AMG GT3 EVO  
PROAM Dominik Baumann SPS Automotive Performance

Nº	In Day Time	In Time	Out Time	Pit Time	T. Pit Time	Handicap	Diff.
1	15:52:46.009	15:52:46.009	15:54:45.923	1:59.914	1:59.914		
2	16:03:22.807	16:03:22.807	16:06:09.461	2:46.654	4:46.568		
3	16:23:34.324	16:23:34.324	16:26:46.763	3:12.439	7:59.007		

21 Gino Forgione Ferrari 296 GT3  
AM Michele Rugolo AF Corse

Nº	In Day Time	In Time	Out Time	Pit Time	T. Pit Time	Handicap	Diff.
1	16:03:03.972	16:03:03.972	16:05:59.191	2:55.219	2:55.219		
2	16:19:54.084	16:19:54.084	16:25:32.239	5:38.155	8:33.374		

26 Michael Blanchemain Audi R8 LMS GT3 EVO II  
PROAM Marcus Páverud Sainteloc Racing

Nº	In Day Time	In Time	Out Time	Pit Time	T. Pit Time	Handicap	Diff.
1	15:53:04.843	15:53:04.843	15:57:44.131	4:39.288	4:39.288		
2	16:11:54.307	16:11:54.307	16:20:20.285	8:25.978	13:05.266		
3	16:28:59.841	16:28:59.841	16:30:53.690	1:53.849	14:59.115		

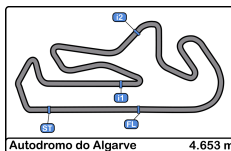
28 Amaury Bonduel Mercedes AMG GT3 EVO  
PRO Luis Michael Dörrbecker BDR Grupo Prom Racing Team

Nº	In Day Time	In Time	Out Time	Pit Time	T. Pit Time	Handicap	Diff.
1	15:55:28.796	15:55:28.796	15:59:31.762	4:02.966	4:02.966		
2	16:04:45.971	16:04:45.971	16:09:04.628	4:18.657	8:21.623		
3	16:14:15.194	16:14:15.194	16:16:48.522	2:33.328	10:54.951		
4	16:23:44.464	16:23:44.464	16:26:13.668	2:29.204	13:24.155		

30 Hash Porsche 911 GT3 R (992)  
PROAM Alex Fontana Car Collection Motorsport

Nº	In Day Time	In Time	Out Time	Pit Time	T. Pit Time	Handicap	Diff.
1	15:53:58.671	15:53:58.671	15:58:40.015	4:41.344	4:41.344		
2	16:05:28.112	16:05:28.112	16:06:59.961	1:31.849	6:13.193		
3	16:16:02.846	16:16:02.846	16:17:38.701	1:35.855	7:49.048		





**Autodromo Int. do Algarve**  
**International GT Open**  
**Private test - 2**  
**Pit Stop Analysis**



**33** Dean Macdonald McLaren 720S GT3 EVO

PRO James Kell Greystone GT

Nº	In Day Time	In Time	Out Time	Pit Time	T. Pit Time	Handicap	Diff.
1	15:55:24.626	15:55:24.626	15:57:31.536	2:06.910	2:06.910		
2	16:06:06.270	16:06:06.270	16:08:07.609	2:01.339	4:08.249		
3	16:16:45.215	16:16:45.215	16:18:01.727	1:16.512	5:24.761		
4	16:23:11.370	16:23:11.370	16:24:46.381	1:35.011	6:59.772		

**51** Carl Bennett Ferrari 296 GT3

PRO Tommaso Mosca AF Corse

Nº	In Day Time	In Time	Out Time	Pit Time	T. Pit Time	Handicap	Diff.
1	15:44:05.794	15:44:05.794	15:45:40.043	1:34.249	1:34.249		
2	15:56:15.057	15:56:15.057	15:57:23.159	1:08.102	2:42.351		
3	16:06:14.027	16:06:14.027	16:07:56.729	1:42.702	4:25.053		
4	16:16:36.381	16:16:36.381	16:18:22.594	1:46.213	6:11.266		
5	16:33:55.163	16:33:55.163	16:37:26.187	3:31.024	9:42.290		

**54** Dexter Müller Mercedes AMG GT3 EVO

PROAM Yannick Mettler SPS Automotive Performance

Nº	In Day Time	In Time	Out Time	Pit Time	T. Pit Time	Handicap	Diff.
1	15:50:53.602	15:50:53.602	15:53:47.025	2:53.423	2:53.423		
2	16:07:35.066	16:07:35.066	16:09:27.824	1:52.758	4:46.181		
3	16:18:19.833	16:18:19.833	16:20:58.798	2:38.965	7:25.146		

**55** Laurent De Meeus Ferrari 296 GT3

PROAM Vincent Abril AF Corse

Nº	In Day Time	In Time	Out Time	Pit Time	T. Pit Time	Handicap	Diff.
1	15:58:17.776	15:58:17.776	15:59:39.248	1:21.472	1:21.472		
2	16:14:18.431	16:14:18.431	16:20:17.281	5:58.850	7:20.322		

**63** Antoine Doquin Lamborghini Huracán GT3 EVO2

PRO Artem Petrov Oregon Team

Nº	In Day Time	In Time	Out Time	Pit Time	T. Pit Time	Handicap	Diff.
1	15:47:20.577	15:47:20.577	15:49:54.916	2:34.339	2:34.339		
2	15:58:32.293	15:58:32.293	16:00:06.652	1:34.359	4:08.698		
3	16:10:29.553	16:10:29.553	16:12:04.052	1:34.499	5:43.197		
4	16:22:35.078	16:22:35.078	16:25:35.864	3:00.786	8:43.983		

**65** Heiko Neumann Mercedes AMG GT3 EVO

PROAM Lukas Dunner Team Motopark

Nº	In Day Time	In Time	Out Time	Pit Time	T. Pit Time	Handicap	Diff.
1	15:56:13.639	15:56:13.639	15:58:10.505	1:56.866	1:56.866		
2	16:03:24.449	16:03:24.449	16:05:52.329	2:27.880	4:24.746		
3	16:10:59.066	16:10:59.066	16:13:03.189	2:04.123	6:28.869		
4	16:18:15.979	16:18:15.979	16:21:22.251	3:06.272	9:35.141		
5	16:30:10.074	16:30:10.074	16:33:03.667	2:53.593	12:28.734		

**75** Filip Salaquarda Audi R8 LMS GT3 EVO II

PROAM Libor Milota Team ISR

Nº	In Day Time	In Time	Out Time	Pit Time	T. Pit Time	Handicap	Diff.
1	15:50:55.875	15:50:55.875	15:53:37.925	2:42.050	2:42.050		
2	16:02:28.076	16:02:28.076	16:05:39.893	3:11.817	5:53.867		
3	16:17:51.172	16:17:51.172	16:20:26.227	2:35.055	8:28.922		

**77** Alfredo Hernández Mercedes AMG GT3 EVO

AM BDR Grupo Prom Racing Team

Nº	In Day Time	In Time	Out Time	Pit Time	T. Pit Time	Handicap	Diff.
1	15:54:11.038	15:54:11.038	15:55:55.200	1:44.162	1:44.162		
2	16:12:24.839	16:12:24.839	16:15:55.898	3:31.059	5:15.221		
3	16:26:44.583	16:26:44.583	16:31:23.018	4:38.435	9:53.656		

**79** Johannes Zelger Porsche 911 GT3 R (992)

PROAM Fabio Babini Tsunami RT

Nº	In Day Time	In Time	Out Time	Pit Time	T. Pit Time	Handicap	Diff.
1	15:50:44.280	15:50:44.280	15:54:58.594	4:14.314	4:14.314		
2	15:58:33.561	15:58:33.561	16:00:20.208	1:46.647	6:00.961		
3	16:07:18.281	16:07:18.281	16:11:44.818	4:26.537	10:27.498		
4	16:18:39.789	16:18:39.789	16:22:13.048	3:33.259	14:00.757		
5	16:27:28.992	16:27:28.992	16:30:06.217	2:37.225	16:37.982		

**80** Luca Ludwig Ferrari 488 GT3 Evo

PROAM Iván Velasco Mertel Motorsport

Nº	In Day Time	In Time	Out Time	Pit Time	T. Pit Time	Handicap	Diff.
1	15:47:54.255	15:47:54.255	15:50:58.673	3:04.418	3:04.418		
2	16:01:20.674	16:01:20.674	16:04:09.535	2:48.861	5:53.279		
3	16:16:16.415	16:16:16.415	16:20:07.354	3:50.939	9:44.218		
4	16:29:03.818	16:29:03.818	16:29:34.701	30.883	10:15.101		
5	16:31:26.486	16:31:26.486	16:33:18.975	1:52.489	12:07.590		

**82** Marcelo Ramírez Mercedes AMG GT3 EVO

PRO Ralf Aron GetSpeed

Nº	In Day Time	In Time	Out Time	Pit Time	T. Pit Time	Handicap	Diff.
1	15:49:16.324	15:49:16.324	15:52:28.596	3:12.272	3:12.272		
2	16:22:51.822	16:22:51.822	16:25:29.357	2:37.535	5:49.807		
3	16:28:56.395	16:28:56.395	16:29:36.689	40.294	6:30.101		
4	16:31:20.685	16:31:20.685	16:32:35.992	1:15.307	7:45.408		

**86** Audunn Gudmundsson Porsche 911 GT3 R (992)

AM Thorvaldur Gissurason Team Thor

Nº	In Day Time	In Time	Out Time	Pit Time	T. Pit Time	Handicap	Diff.
1	15:55:02.098	15:55:02.098	16:00:53.564	5:51.466	5:51.466		
2	16:22:40.249	16:22:40.249	16:26:26.127	3:45.878	9:37.344		
3	16:30:13.542	16:30:13.542	16:32:28.467	2:14.925	11:52.269		

**188** Mark Sansom McLaren 720S GT3 EVO

AM Miguel Ramos Garage 59

Nº	In Day Time	In Time	Out Time	Pit Time	T. Pit Time	Handicap	Diff.
1	15:53:02.828	15:53:02.828	15:55:32.434	2:29.606	2:29.606		
2	16:11:25.726	16:11:25.726	16:14:01.653	2:35.927	5:05.533		
3	16:33:37.453	16:33:37.453	16:34:30.000	52.547	5:58.080		

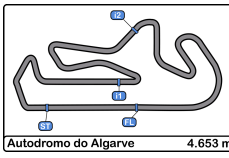
**777** Marcin Jedliński Ferrari 296 GT3

PROAM Karol Basz Olimp Racing

Nº	In Day Time	In Time	Out Time	Pit Time	T. Pit Time	Handicap	Diff.
1	16:13:36.364	16:13:36.364	16:16:35.985	2:59.621	2:59.621		
2	16:23:40.885	16:23:40.885	16:25:34.160	1:53.275	4:52.896		
3	16:37:40.361	16:37:40.361	16:39:29.190	1:48.829	6:41.725		



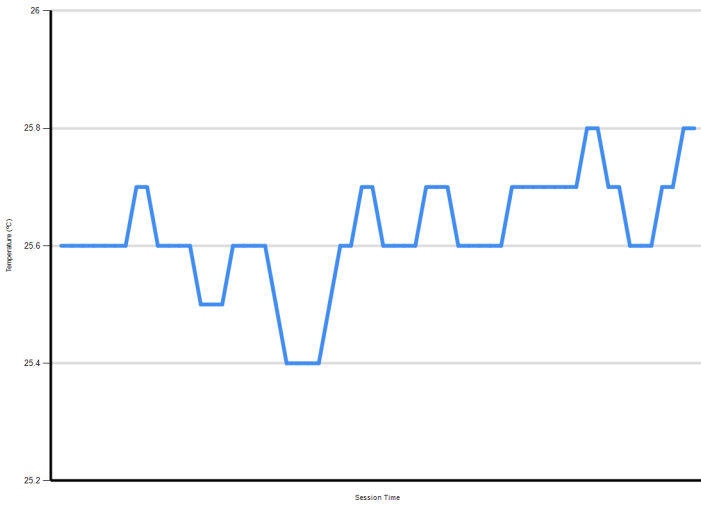




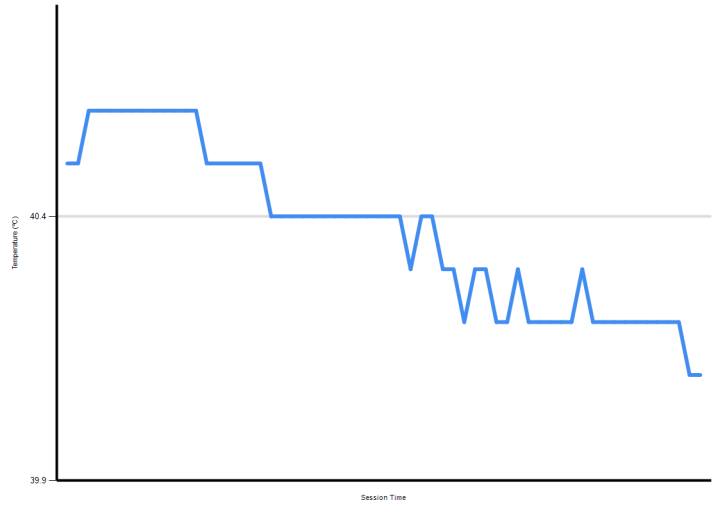
**Autodromo Int. do Algarve**  
**International GT Open**  
**Private test - 2**  
**Weather Report**



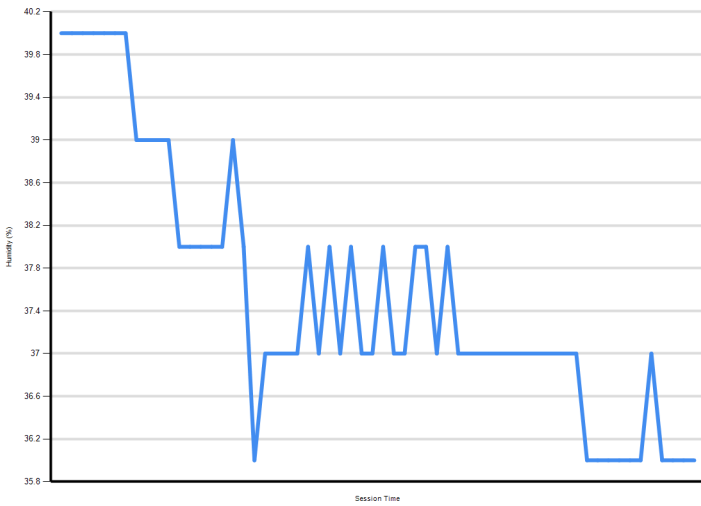
Air Temperature



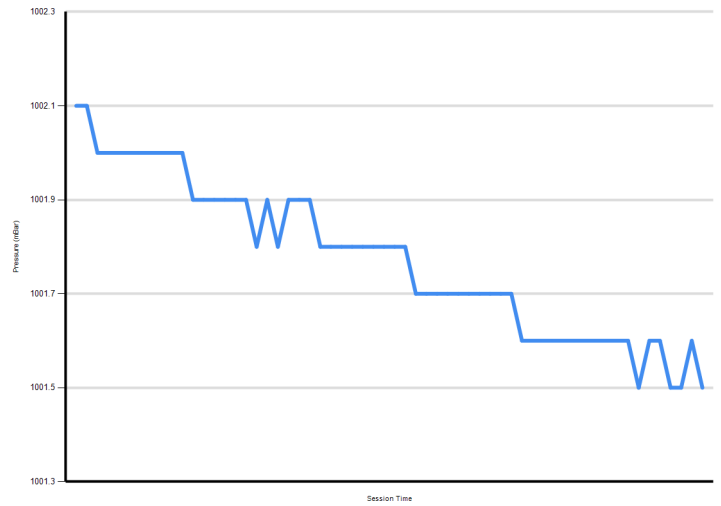
Track Temperature



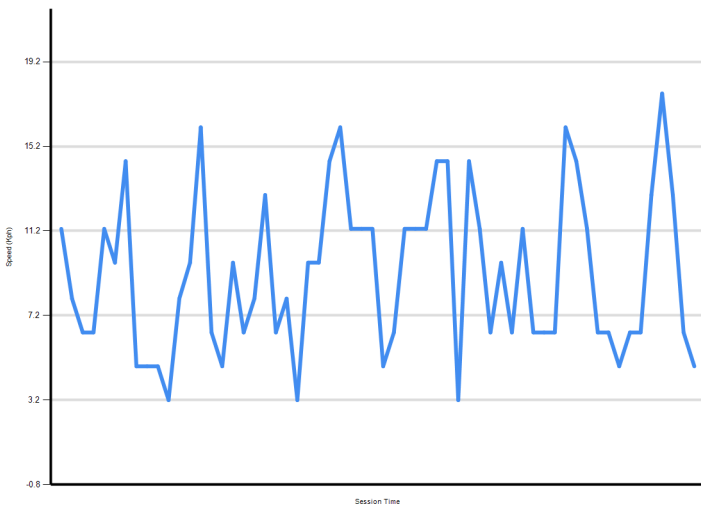
Humidity



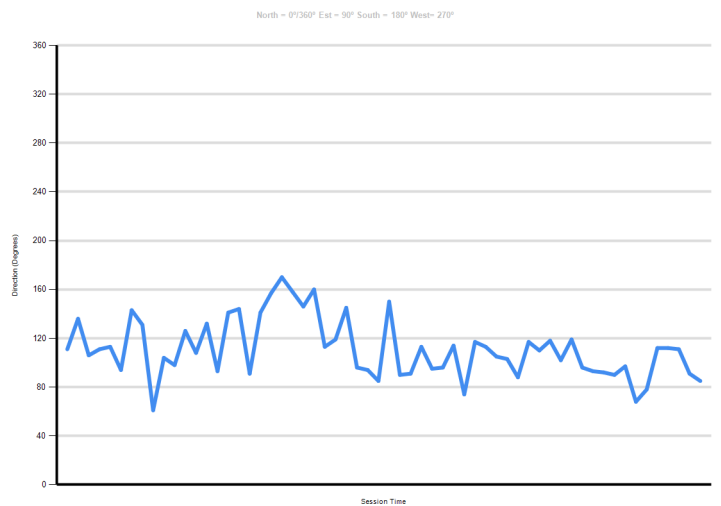
Pressure

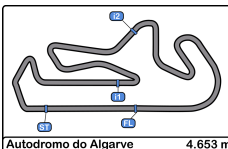


Wind Speed



Wind direction





**Autodromo Int. do Algarve**  
**International GT Open**  
**Private Test - 1 - 2**  
**Combined Results**



Autodromo do Algarve 4.653 m.

Cls	Nº	Entrant/Team	Nat	Driver 1	Nat	Driver 2	Nat	Vehicle	Cat	Cls	Laps	PT1	PT2	Best	Gap	Interval	Km/h		
1	65	Team Motopark	DEU	Heiko Neumann	DEU	Lukas Dunner	AUT	Mercedes AMG GT3 EVO	PROAM	1	51	1:41.708	21	1:41.157	26	1:41.157	165.5		
2	1	Eastalent Racing	AUT	Simon Reicher	AUT	Christopher Haase	DEU	Audi R8 LMS GT3 EVO II	PRO	1	50	1:42.488	3	1:41.445	19	1:41.445	0.288	0.288	165.1
3	11	Team Motopark	DEU	Levente Révész	HUN	Matteo Cairoli	ITA	Mercedes AMG GT3 EVO	PRO	2	44	1:42.372	18	1:41.462	19	1:41.462	0.305	0.017	165.0
4	30	Car Collection Motorsport	DEU	Hash	USA	Alex Fontana	CHE	Porsche 911 GT3 R (992)	PROAM	2	59	1:41.513	8	1:41.707	10	1:41.513	0.356	0.051	165.0
5	9	GetSpeed	DEU	Anthony Bartone	USA	Fabian Schiller	DEU	Mercedes AMG GT3 EVO	PRO	3	54	1:41.998	23	1:41.527	19	1:41.527	0.370	0.014	164.9
6	17	Elite Motorsport with Entire Race Engineering	GBR	Tom Lebbon	GBR	Tom Emson	GBR	Ferrari 296 GT3	PRO	4	54	1:43.159	22	1:41.572	24	1:41.572	0.415	0.045	164.9
7	20	SPS Automotive Performance	DEU	Valentin Pierburg	DEU	Dominik Baumann	AUT	Mercedes AMG GT3 EVO	PROAM	3	31			1:41.763	10	1:41.763	0.606	0.191	164.6
8	51	AF Corse	ITA	Carl Bennett	ITA	Tommaso Mosca	ITA	Ferrari 296 GT3	PRO	5	57	1:42.824	24	1:41.765	12	1:41.765	0.608	0.002	164.6
9	82	GetSpeed	DEU	Marcelo Ramírez	MEX	Ralf Aron	EST	Mercedes AMG GT3 EVO	PRO	6	49	1:43.310	4	1:41.778	3	1:41.778	0.621	0.013	164.5
10	33	Greystone GT	GBR	Dean Macdonald	GBR	James Kell	GBR	McLaren 720S GT3 EVO	PRO	7	52	1:42.626	19	1:41.782	6	1:41.782	0.625	0.004	164.5
11	54	CBRX by SPS	DEU	Dexter Müller	CHE	Yannick Mettler	CHE	Mercedes AMG GT3 EVO	PROAM	4	29			1:41.812	9	1:41.812	0.655	0.030	164.5
12	28	BDR Competition / BDR Grupo Prom Racing Team	BEL	Amaury Bonduel	FRA	Luis Michael Dörrbecker	MEX	Mercedes AMG GT3 EVO	PRO	8	48	1:43.789	11	1:41.825	16	1:41.825	0.668	0.013	164.5
13	13	Team Motopark	DEU	Robert Visoiu	ROU	Niklas Krütten	DEU	Mercedes AMG GT3 EVO	PRO	9	51	1:42.860	4	1:41.828	8	1:41.828	0.671	0.003	164.5
14	79	Tsunami RT	SMR	Johannes Zelger	ITA	Fabio Babini	ITA	Porsche 911 GT3 R (992)	PROAM	5	43	1:43.519	17	1:41.885	22	1:41.885	0.728	0.057	164.4
15	4	Optimum Motorsport	GBR	Michael Porter	GBR	Zac Meakin	GBR	McLaren 720S GT3 EVO	PRO	10	43	1:42.922	12	1:42.002	15	1:42.002	0.845	0.117	164.2
16	6	GetSpeed	DEU	Steve Jans	LUX	Aaron Walker	GBR	Mercedes AMG GT3 EVO	PROAM	6	54	1:43.511	21	1:42.190	4	1:42.190	1.033	0.188	163.9
17	777	Olimp Racing	POL	Marcin Jedliński	POL	Karol Basz	POL	Ferrari 296 GT3	PROAM	7	51	1:42.609	7	1:42.291	23	1:42.291	1.134	0.101	163.7
18	75	Team ISR	CZE	Filip Salaquarda	CZE	Libor Milota	CZE	Audi R8 LMS GT3 EVO II	PROAM	8	51	1:42.750	3	1:42.336	3	1:42.336	1.179	0.045	163.6
19	18	Dinamic GT	ITA	Alexey Nesov	FIA	Maksim Kizilov	FIA	Porsche 911 GT3 R (992)	PRO	11	50	1:42.350	23	1:42.570	3	1:42.350	1.193	0.014	163.6
20	63	Oregon Team	ITA	Antoine Doquin	FRA	Artem Petrov	ISR	Lamborghini Huracán GT3 EVO2	PRO	12	58	1:43.687	12	1:42.352	7	1:42.352	1.195	0.002	163.6
21	55	AF Corse	ITA	Laurent De Meeus	BEL	Vincent Abril	FRA	Ferrari 296 GT3	PROAM	9	50	1:42.644	11	1:42.614	24	1:42.614	1.457	0.262	163.2
22	21	AF Corse	ITA	Gino Forgione	CHE	Michele Rugolo	ITA	Ferrari 296 GT3	AM	1	52	1:44.007	6	1:42.784	19	1:42.784	1.627	0.170	162.9
23	188	Garage 59	GBR	Mark Sansom	GBR	Miguel Ramos	PRY	McLaren 720S GT3 EVO	AM	2	56	1:43.588	21	1:42.836	12	1:42.836	1.679	0.052	162.8
24	5	Olimp Racing	POL	Stanislaw Jedliński	POL	Krystian Korzeniowski	POL	Ferrari 296 GT3	AM	3	45	1:42.942	6	1:43.037	19	1:42.942	1.785	0.106	162.7
25	26	Sainteloc Racing	FRA	Michael Blanchemain	FRA	Marcus Pæverud	NOR	Audi R8 LMS GT3 EVO II	PROAM	10	35	1:45.031	3	1:42.993	16	1:42.993	1.836	0.051	162.6
26	80	Mertel Motorsport	DEU	Luca Ludwig	DEU	Iván Velasco	ESP	Ferrari 488 GT3 Evo	PROAM	11	48	1:43.001	9	1:43.176	3	1:43.001	1.844	0.008	162.6
27	10	Iron Lynx	ITA	Brenton Grove	AUS	Stephen Grove	AUS	Mercedes AMG GT3 EVO	PROAM	12	59	1:44.189	8	1:43.428	30	1:43.428	2.271	0.427	161.9
28	19	Oregon Team	ITA	Robin Rogalski	POL	Filip Ugran	ROU	Lamborghini Huracán GT3 EVO2	PRO	13	58	1:45.448	12	1:43.471	9	1:43.471	2.314	0.043	161.8
29	86	Team Thor	ISL	Audunn Gudmundsson	ISL	Thorvaldur Gissurason	ISL	Porsche 911 GT3 R (992)	AM	4	51	1:45.293	21	1:44.001	6	1:44.001	2.844	0.530	161.0
30	77	BDR Competition / BDR Grupo Prom Racing Team	BEL	Alfredo Hernández	MEX			Mercedes AMG GT3 EVO	AM	5	44	1:51.957	15	1:46.461	24	1:46.461	5.304	2.460	157.3

Published at:.....

Race Director:

Timekeeper:

