

**Autodromo Int. do Algarve**  
**International GT Open**  
**Qualifying - 1 Driver - 1**  
**Provisional Results**



Autodromo do Algarve 4.653 m.

Cls	Nº	Entrant/Team	Nat	Driver 1	Nat	Driver 2	Nat	Vehicle	Cat	Cls	Laps	Best	Time	Gap	Interval	Km/h
1	9	GetSpeed	DEU	Anthony Bartone	USA	Fabian Schiller	DEU	Mercedes AMG GT3 EVO	PRO	1	11	9	1:40.051			167.4
2	33	Greystone GT	GBR	Dean Macdonald	GBR	James Kell	GBR	McLaren 720S GT3 EVO	PRO	2	11	9	1:40.310	0.259	0.259	166.9
3	11	Team Motopark	DEU	Levente Révész	ITA	Matteo Cairoli	ITA	Mercedes AMG GT3 EVO	PRO	3	10	8	1:40.592	0.541	0.282	166.5
4	54	CBRX by SPS	DEU	Dexter Müller	CHE	Yannick Mettler	CHE	Mercedes AMG GT3 EVO	PROAM	1	13	11	1:40.854	0.803	0.262	166.0
5	4	Optimum Motorsport	GBR	Michael Porter	GBR	Zac Meakin	GBR	McLaren 720S GT3 EVO	PRO	4	12	9	1:40.900	0.849	0.046	166.0
6	13	Team Motopark	DEU	Robert Visoio	ROU	Niklas Krütten	DEU	Mercedes AMG GT3 EVO	PRO	5	9	7	1:41.027	0.976	0.127	165.8
7	777	Olimp Racing	POL	Marcin Jedliński	POL	Karol Basz	POL	Ferrari 296 GT3	PROAM	2	8	6	1:41.036	0.985	0.009	165.7
8	51	AF Corse	ITA	Carl Bennett	ITA	Tommaso Mosca	ITA	Ferrari 296 GT3	PRO	6	11	9	1:41.070	1.019	0.034	165.7
9	10	Iron Lynx	ITA	Brenton Grove	AUS	Stephen Grove	AUS	Mercedes AMG GT3 EVO	PROAM	3	12	11	1:41.169	1.118	0.099	165.5
10	17	Elite Motorsport with Entire Race Engineering	GBR	Tom Lebbon	GBR	Tom Emson	GBR	Ferrari 296 GT3	PRO	7	12	9	1:41.225	1.174	0.056	165.4
11	6	GetSpeed	DEU	Steve Jans	LUX	Aaron Walker	GBR	Mercedes AMG GT3 EVO	PROAM	4	12	11	1:41.273	1.222	0.048	165.4
12	1	Eastalent Racing	AUT	Simon Reicher	AUT	Christopher Haase	DEU	Audi R8 LMS GT3 EVO II	PRO	8	10	8	1:41.314	1.263	0.041	165.3
13	188	Garage 59	GBR	Mark Sansom	GBR	Miguel Ramos	PRT	McLaren 720S GT3 EVO	AM	1	14	11	1:41.492	1.441	0.178	165.0
14	20	SPS Automotive Performance	DEU	Valentin Pierburg	DEU	Dominik Baumann	AUT	Mercedes AMG GT3 EVO	PROAM	5	13	11	1:41.533	1.482	0.041	164.9
15	63	Oregon Team	ITA	Antoine Doquin	FRA	Artem Petrov	ISR	Lamborghini Huracán GT3 EVO2	PRO	9	10	9	1:41.584	1.533	0.051	164.8
16	80	Mertel Motorsport	DEU	Luca Ludwig	ESP	Iván Velasco	ESP	Ferrari 488 GT3 Evo	PROAM	6	9	7	1:42.029	1.978	0.445	164.1
17	26	Sainteloc Racing	FRA	Michael Blanchemain	FRA	Marcus Páverud	NOR	Audi R8 LMS GT3 EVO II	PROAM	7	10	8	1:42.084	2.033	0.055	164.0
18	19	Oregon Team	ITA	Robin Rogalski	POL	Filip Ugran	ROU	Lamborghini Huracán GT3 EVO2	PRO	10	12	11	1:42.088	2.037	0.004	164.0
19	65	Team Motopark	DEU	Heiko Neumann	DEU	Lukas Dunner	AUT	Mercedes AMG GT3 EVO	PROAM	8	10	8	1:42.235	2.184	0.147	163.8
20	86	Team Thor	ISL	Audunn Gudmundsson	ISL	Thorvaldur Gissuraron	ISL	Porsche 911 GT3 R (992)	AM	2	7	5	1:42.259	2.208	0.024	163.8
21	28	BDR Grupo Prom Racing Team	BEL	Amaury Bonduel	FRA	Luis Michael Dörrbecker	MEX	Mercedes AMG GT3 EVO	PRO	11	8	7	1:42.443	2.392	0.184	163.5
22	75	Team ISR	CZE	Filip Salaquarda	CZE	Libor Milota	CZE	Audi R8 LMS GT3 EVO II	PROAM	9	9	8	1:42.583	2.532	0.140	163.2
23	82	GetSpeed	DEU	Marcelo Ramirez	MEX	Ralf Aron	EST	Mercedes AMG GT3 EVO	PRO	12	10	9	1:42.932	2.881	0.349	162.7
24	31	Car Collection Motorsport	DEU	Hash	USA	Alex Fontana	CHE	Porsche 911 GT3 R (992)	PROAM	10	12	11	1:43.537	3.486	0.605	161.7
25	79	Tsunami RT	SMR	Johannes Zelger	ITA	Fabio Babini	ITA	Porsche 911 GT3 R (992)	PROAM	11	14	13	1:43.639	3.588	0.102	161.6
26	18	Dinamic GT	ITA	Alexey Nesov	IND	Maksim Kizilov	IND	Porsche 911 GT3 R (992)	PRO	13	5	3	1:43.689	3.638	0.050	161.5
27	55	AF Corse	ITA	Laurent De Meeus	BEL	Vincent Abril	FRA	Ferrari 296 GT3	PROAM	12	9	8	1:44.138	4.087	0.449	160.8
28	21	AF Corse	ITA	Gino Forgione	CHE	Michele Rugolo	ITA	Ferrari 296 GT3	AM	3	13	10	1:44.520	4.469	0.382	160.2
29	77	BDR Grupo Prom Racing Team	BEL	Alfredo Hernández	MEX			Mercedes AMG GT3 EVO	AM	4	13	12	1:44.687	4.636	0.167	160.0
30	108	Vimana by GetSpeed	DEU	Ameerh Naran	ZHE	Tom Jackson	GBR	Mercedes AMG GT3 EVO	AM	5	15	13	1:45.089	5.038	0.402	159.3
31	5	Olimp Racing	POL	Stanislaw Jedliński	POL	Krystian Korzeniowski	POL	Ferrari 296 GT3	AM	6	10	8	1:48.339	8.288	3.250	154.6

Published at:.....

Track Temp: 15.0 °C Air Temp: 18.2 °C Humidity: 57 % Track Status: DRY

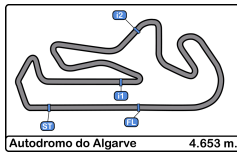
Race Director:

Alessandro Ferrari

Timekeeper:

Luis Garcia





**Autodromo Int. do Algarve**  
**International GT Open**  
**Qualifying - 1 Driver - 1**  
**Track Limit**



The Stewards, having received a report from Race Director, have considered the following matter and determine the following:

**Session** Qualifying - 1 Driver - 1

**Fact** The cars below did not use the track at the turns listed below

**Infringement** Breach of Appendix L Chapter IV Article 2 c) of the FIA International Sporting Code and Article 19.4/19.5 of the Sporting Regulations.

**Decision** Deletion of the lap times shown in accordance with Article 12.4.1.e of the FIA International Sporting Code.

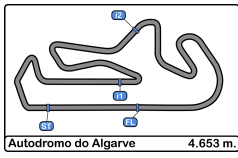
**Note**

- Certain decisions of the Stewards are subject to appeal (Article 15 of the FIA International Sporting Code).
- These penalties are not subject to appeal Article.12.3.4 of the FIA International Sporting Code and Article 16.5 of the Sporting Regulations.
- According to Article.12.3.3.b of the FIA International Sporting Code these decisions become immediately binding even in case of an appeal.

Ord	Turn	Nº Driver	Entrant/Team	Time of Day	Lap Time
1	4	79 Zelger - Babini	Tsunami RT	10:23:49.005	1:49.694
2	1	51 Bennett - Mosca	AF Corse	10:25:16.868	1:41.192
3	1	75 Salaquarda - Milota	Team ISR	10:25:31.698	1:53.926
4	1	79 Zelger - Babini	Tsunami RT	10:25:33.745	1:44.740
5	4	28 Bonduel - Dörrbecker	BDR Grupo Prom Racing Team	10:25:37.686	1:43.577
6	1	10 Grove - Grove	Iron Lynx	10:25:42.824	3:05.136
7	1	21 Forgione - Rugolo	AF Corse	10:25:56.128	1:52.557
8	4	13 Visoiu - Krütten	Team Motopark	10:26:15.482	1:43.310
9	1	86 Gudmundsson - Gissurarson	Team Thor	10:26:22.629	1:42.555
10	1	63 Doquin - Petrov	Oregon Team	10:26:45.206	1:42.356
11	1	80 Ludwig - Velasco	Mertel Motorsport	10:26:47.004	1:42.109
12	4	6 Jans - Walker	GetSpeed	10:26:57.385	1:42.242
13	1	20 Pierburg - Baumann	SPS Automotive Performance	10:27:02.202	1:41.939
14	1	11 Révész - Cairoli	Team Motopark	10:27:33.649	1:44.826
15	1	55 De Meeus - Abril	AF Corse	10:28:27.170	1:44.574
16	4	63 Doquin - Petrov	Oregon Team	10:28:31.329	1:46.123
17	1	9 Bartone - Schiller	GetSpeed	10:28:44.464	1:49.063
18	1	20 Pierburg - Baumann	SPS Automotive Performance	10:28:46.221	1:44.019
19	4	4 Porter - Meakin	Optimum Motorsport	10:29:01.246	1:42.090
20	1	65 Neumann - Dunner	Team Motopark	10:29:22.352	1:43.858
21	1	54 Müller - Mettler	CBRX by SPS	10:29:35.195	1:41.358
22	4	26 Blanchemain - Pâverud	Sainteloc Racing	10:29:39.403	1:43.285
23	4	82 Ramirez - Aron	GetSpeed	10:29:40.423	1:45.082
24	1	65 Neumann - Dunner	Team Motopark	10:31:11.125	1:48.773
25	1	188 Sansom - Ramos	Garage 59	10:31:14.029	1:44.312
26	1	54 Müller - Mettler	CBRX by SPS	10:31:16.808	1:41.613
27	1	26 Blanchemain - Pâverud	Sainteloc Racing	10:31:23.159	1:43.756
28	4	86 Gudmundsson - Gissurarson	Team Thor	10:31:43.454	1:50.051
29	1	6 Jans - Walker	GetSpeed	10:32:03.700	1:41.989
30	4	19 Rogalski - Ugran	Oregon Team	10:32:32.373	1:51.880
31	1	10 Grove - Grove	Iron Lynx	10:32:40.347	1:50.003
32	4	108 Naran - Jackson	Vimana by GetSpeed	10:32:46.198	1:46.807
33	1	79 Zelger - Babini	Tsunami RT	10:32:47.189	1:59.336
34	4	82 Ramirez - Aron	GetSpeed	10:33:07.252	1:43.202
35	1	21 Forgione - Rugolo	AF Corse	10:33:12.571	1:55.931
36	4	82 Ramirez - Aron	GetSpeed	10:34:54.993	1:47.741
37	4	26 Blanchemain - Pâverud	Sainteloc Racing	10:34:55.121	1:48.911
38	1	82 Ramirez - Aron	GetSpeed	10:36:45.904	1:50.911
39	4	51 Bennett - Mosca	AF Corse	10:37:32.302	1:40.962

The Stewards:





**Autodromo Int. do Algarve**  
**International GT Open**  
**Qualifying - 1 Driver - 1**  
**Track Limit**



The Stewards, having received a report from Race Director, have considered the following matter and determine the following:

**Session** Qualifying - 1 Driver - 1  
**Fact** The cars below did not use the track at the turns listed below

**Infringement** Breach of Appendix L Chapter IV Article 2 c) of the FIA International Sporting Code and Article 19.4/19.5 of the Sporting Regulations.

**Decision** Deletion of the lap times shown in accordance with Article 12.4.1.e of the FIA International Sporting Code.

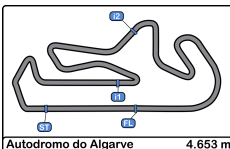
**Note**

- Certain decisions of the Stewards are subject to appeal (Article 15 of the FIA International Sporting Code).
- These penalties are not subject to appeal Article.12.3.4 of the FIA International Sporting Code and Article 16.5 of the Sporting Regulations.
- According to Article.12.3.3.b of the FIA International Sporting Code these decisions become immediately binding even in case of an appeal.

Ord	Turn	Nº Driver	Entrant/Team	Time of Day	Lap Time
40	4	82 Ramirez - Aron	GetSpeed	10:38:34.611	1:48.707
41	4	63 Doquin - Petrov	Oregon Team	10:38:53.572	1:42.639
42	4	108 Naran - Jackson	Vimana by GetSpeed	10:39:49.840	1:45.538
43	4	82 Ramirez - Aron	GetSpeed	10:40:17.505	1:42.894
44	4	79 Zelger - Babini	Tsunami RT	10:40:19.196	1:43.357
45	4	5 Jedliński - Korzeniowski	Olimp Racing	10:41:53.344	1:50.304
46	4	63 Doquin - Petrov	Oregon Team	10:42:26.070	1:50.914
47	1	188 Sansom - Ramos	Garage 59	10:42:50.059	1:41.541
48	1	33 Macdonald - Kell	Greystone GT	10:42:57.357	1:44.315
49	1	55 De Meeus - Abril	AF Corse	10:43:12.527	2:05.198
50	4	82 Ramirez - Aron	GetSpeed	10:43:51.190	1:50.753
51	0	777 Jedliński - Basz	Olimp Racing	10:44:19.516	1:50.784
52	0	33 Macdonald - Kell	Greystone GT	10:44:46.094	1:48.737
53	0	10 Grove - Grove	Iron Lynx	10:45:06.926	1:50.717
54	0	9 Bartone - Schiller	GetSpeed	10:45:09.595	2:04.718

The Stewards:





**Autodromo Int. do Algarve**  
**International GT Open**  
**Qualifying - 1 Driver - 1**  
**Provisional Results by Category**



PRO																
Cls	N°	Entrant/Team	Nat	Driver 1	Nat	Driver 2	Nat	Vehicle	Cat	Cls	Laps	Best	Time	Gap	Interval	Km/h
1	9	GetSpeed	DEU	Anthony Bartone	USA	Fabian Schiller	DEU	Mercedes AMG GT3 EVO	PRO	1	11	9	1:40.051			167.4
2	33	Greystone GT	GBR	Dean Macdonald	GBR	James Kell	GBR	McLaren 720S GT3 EVO	PRO	2	11	9	1:40.310	0.259	0.259	166.9
3	11	Team Motopark	DEU	Levente Révész	HUN	Matteo Cairolì	ITA	Mercedes AMG GT3 EVO	PRO	3	10	8	1:40.592	0.541	0.282	166.5
4	4	Optimum Motorsport	GBR	Michael Porter	HUN	Zac Meakin	GBR	McLaren 720S GT3 EVO	PRO	4	12	9	1:40.900	0.849	0.308	166.0
5	13	Team Motopark	DEU	Robert VISOIU	ROU	Niklas Krütten	DEU	Mercedes AMG GT3 EVO	PRO	5	9	7	1:41.027	0.976	0.127	165.8
6	51	AF Corse	ITA	Carl Bennett	ITA	Tommaso Mosca	ITA	Ferrari 296 GT3	PRO	6	11	9	1:41.070	1.019	0.043	165.7
7	17	Elite Motorsport with Entire Race Engineering	GBR	Tom Lebbon	GBR	Tom Emson	GBR	Ferrari 296 GT3	PRO	7	12	9	1:41.225	1.174	0.155	165.4
8	1	Eastalent Racing	AUT	Simon Reicher	AUT	Christopher Haase	DEU	Audi R8 LMS GT3 EVO II	PRO	8	10	8	1:41.314	1.263	0.089	165.3
9	63	Oregon Team	ITA	Antoine Doquin	FRA	Artem Petrov	ISR	Lamborghini Huracán GT3 EVO2	PRO	9	10	9	1:41.584	1.533	0.270	164.8
10	19	Oregon Team	ITA	Robin Rogalski	POL	Filip Ugran	ROU	Lamborghini Huracán GT3 EVO2	PRO	10	12	11	1:42.088	2.037	0.504	164.0
11	28	BDR Grupo Prom Racing Team	BEL	Amaury Bonduel	FRA	Luis Michael Dörrbecker	MEX	Mercedes AMG GT3 EVO	PRO	11	8	7	1:42.443	2.392	0.355	163.5
12	82	GetSpeed	DEU	Marcelo Ramirez	MEX	Ralf Aron	EST	Mercedes AMG GT3 EVO	PRO	12	10	9	1:42.932	2.881	0.489	162.7
13	18	Dinamic GT	ITA	Alexey Nesov	RUS	Maksim Kizilov	EST	Porsche 911 GT3 R (992)	PRO	13	5	3	1:43.689	3.638	0.757	161.5

PROAM																
Cls	N°	Entrant/Team	Nat	Driver 1	Nat	Driver 2	Nat	Vehicle	Cat	Cls	Laps	Best	Time	Gap	Interval	Km/h
1	54	CBRX by SPS	DEU	Dexter Müller	CHE	Yannick Mettler	CHE	Mercedes AMG GT3 EVO	PROAM	1	13	11	1:40.854			166.0
2	777	Olimp Racing	POL	Marcin Jedliński	POL	Karol Basz	POL	Ferrari 296 GT3	PROAM	2	8	6	1:41.036	0.182	0.182	165.7
3	10	Iron Lynx	ITA	Brenton Grove	AUS	Stephen Grove	AUS	Mercedes AMG GT3 EVO	PROAM	3	12	11	1:41.169	0.315	0.133	165.5
4	6	GetSpeed	DEU	Steve Jans	LUX	Aaron Walker	GBR	Mercedes AMG GT3 EVO	PROAM	4	12	11	1:41.273	0.419	0.104	165.4
5	20	SPS Automotive Performance	DEU	Valentin Pierburg	DEU	Dominik Baumann	AUT	Mercedes AMG GT3 EVO	PROAM	5	13	11	1:41.533	0.679	0.260	164.9
6	80	Mertel Motorsport	DEU	Luca Ludwig	DEU	Iván Velasco	ESP	Ferrari 488 GT3 Evo	PROAM	6	9	7	1:42.029	1.175	0.496	164.1
7	26	Sainteloc Racing	FRA	Michael Blanchemain	FRA	Marcus Pæverud	NOR	Audi R8 LMS GT3 EVO II	PROAM	7	10	8	1:42.084	1.230	0.055	164.0
8	65	Team Motopark	DEU	Heiko Neumann	DEU	Lukas Dunner	AUT	Mercedes AMG GT3 EVO	PROAM	8	10	8	1:42.235	1.381	0.151	163.8
9	75	Team ISR	CZE	Filip Salaquarda	CZE	Libor Milota	CZE	Audi R8 LMS GT3 EVO II	PROAM	9	9	8	1:42.583	1.729	0.348	163.2
10	31	Car Collection Motorsport	DEU	Hash	USA	Alex Fontana	CHE	Porsche 911 GT3 R (992)	PROAM	10	12	11	1:43.537	2.683	0.954	161.7
11	79	Tsunami RT	SMR	Johannes Zelger	ITA	Fabio Babini	ITA	Porsche 911 GT3 R (992)	PROAM	11	14	13	1:43.639	2.785	0.102	161.6
12	55	AF Corse	ITA	Laurent De Meeus	BEL	Vincent Abril	FRA	Ferrari 296 GT3	PROAM	12	9	8	1:44.138	3.284	0.499	160.8

AM																
Cls	N°	Entrant/Team	Nat	Driver 1	Nat	Driver 2	Nat	Vehicle	Cat	Cls	Laps	Best	Time	Gap	Interval	Km/h
1	188	Garage 59	GBR	Mark Sansom	GBR	Miguel Ramos	PRT	McLaren 720S GT3 EVO	AM	1	14	11	1:41.492			165.0
2	86	Team Thor	ISL	Audunn Gudmundsson	ISL	Thorvaldur Gissurarson	ISL	Porsche 911 GT3 R (992)	AM	2	7	5	1:42.259	0.767	0.767	163.8

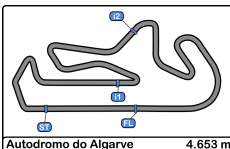
Published at:.....

Track Temp: 15.0 °C Air Temp: 18.2 °C Humidity: 57 % Track Status: DRY

Race Director: Alessandro Ferrari

Timekeeper: Luis Garcia





**Autodromo Int. do Algarve**  
**International GT Open**  
**Qualifying - 1 Driver - 1**  
**Provisional Results by Category**



Autodromo do Algarve 4.653 m.

AM																
Cls	Nº	Entrant/Team	Nat	Driver 1	Nat	Driver 2	Nat	Vehicle	Cat	Cls	Laps	Best	Time	Gap	Interval	Km/h
3	21	AF Corse	ITA	<b>Gino Forgione</b>	CHE	Michele Rugolo	ITA	Ferrari 296 GT3	AM	3	13	10	1:44.520	3.028	2.261	160.2
4	77	BDR Grupo Prom Racing Team	BEL	Alfredo Hernández	MEX			Mercedes AMG GT3 EVO	AM	4	13	12	1:44.687	3.195	0.167	160.0
5	108	Vimana by GetSpeed	DEU	<b>Ameerh Naran</b>	ZAF	Tom Jackson	GBR	Mercedes AMG GT3 EVO	AM	5	15	13	1:45.089	3.597	0.402	159.3
6	5	Olimp Racing	POL	<b>Stanislaw Jedliński</b>	POL	Krystian Korzeniowski	POL	Ferrari 296 GT3	AM	6	10	8	1:48.339	6.847	3.250	154.6

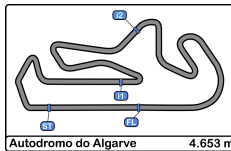
Published at:.....

Track Temp: 15.0 °C Air Temp: 18.2 °C Humidity: 57 % Track Status: DRY

Race Director: Alessandro Ferrari

Timekeeper: Luis Garcia





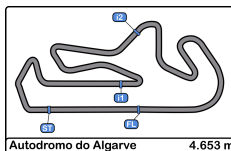
**Autodromo Int. do Algarve**  
**International GT Open**  
**Qualifying - 1 Driver - 1**  
**Lap Analysis**



1							6								
Simon Reicher							Steve Jans								
Audi R8 LMS GT3 EVO II							Mercedes AMG GT3 EVO								
PRO Christopher Haase							PROAM Aaron Walker								
Eastalent Racing							GetSpeed								
Lap	D	Time	Sector 1	Sector 2	Sector 3	T. Spd	Elapsed	Lap	D	Time	Sector 1	Sector 2	Sector 3	T. Spd	Elapsed
1	1	10:22:30.179	10:21:18.484	33.141	38.554		10:22:30.179	1	1	10:21:00.855	10:19:41.233	33.702	45.920		10:21:00.855
2	1	1:43.783	32.712	32.653	38.418	255.9	10:24:13.962	2	1	4:14.288	3:00.513	35.218	38.557		10:25:15.143
3	1	1:48.979	P 32.474	32.664	43.841	259.6	10:26:02.941	3	1	<del>4:42.242</del>	32.371	32.456	37.415	258.9	10:26:57.385
4	1	3:59.179	2:45.577	34.686	38.916		10:30:02.120	4	1	1:42.126	32.201	32.363	37.562	258.9	10:28:39.511
5	1	1:41.922	32.120	32.166	37.636	256.5	10:31:44.042	5	1	1:42.200	32.109	32.322	37.769	257.1	10:30:21.711
6	1	1:49.206	P 32.196	33.257	43.753	260.8	10:33:33.248	6	1	<del>4:41.989</del>	32.026	32.270	37.693	257.7	10:32:03.700
7	1	5:42.294	4:27.138	33.483	41.673		10:39:15.542	7	1	1:53.582	P 33.118	33.765	46.699	257.7	10:33:57.282
8	1	1:41.314	31.941	31.837	37.536	258.3	10:40:56.856	8	1	3:28.835	2:17.080	33.303	38.452		10:37:26.117
9	1	1:41.514	31.978	31.962	37.574	259.6	10:42:38.370	9	1	1:43.421	32.115	32.646	38.660	255.9	10:39:09.538
10	1	1:49.161	P 32.040	32.562	44.559	258.9	10:44:27.531	10	1	1:41.544	32.033	32.068	37.443	258.3	10:40:51.082
4							11								
Michael Porter							12								
McLaren 720S GT3 EVO							2:00.980								
PRO Zac Meakin							P 34.178								
Optimum Motorsport							38.966								
							47.836								
							260.2								
							10:44:33.335								
Lap	D	Time	Sector 1	Sector 2	Sector 3	T. Spd	Elapsed	9							
							Anthony Bartone								
							Mercedes AMG GT3 EVO								
							PRO Fabian Schiller								
							GetSpeed								
Lap	D	Time	Sector 1	Sector 2	Sector 3	T. Spd	Elapsed	Lap	D	Time	Sector 1	Sector 2	Sector 3	T. Spd	Elapsed
1	1	10:23:52.168	10:22:37.356	36.175	38.637		10:23:52.168	1	2	10:21:03.360	P 10:19:42.540	33.679	47.141		10:21:03.360
2	1	1:44.482	32.261	32.365	39.856	257.1	10:25:36.650	2	2	4:11.008	2:58.189	34.428	38.391		10:25:14.368
3	1	1:42.506	32.116	32.235	38.155	259.6	10:27:19.156	3	2	1:41.033	31.836	32.091	37.106	258.3	10:26:55.401
4	1	<del>4:42.099</del>	32.260	31.977	37.853	257.1	10:29:01.246	4	2	<del>4:49.063</del>	32.005	33.799	43.259	262.7	10:28:44.464
5	1	1:41.894	31.978	32.211	37.705	258.9	10:30:43.140	5	2	1:41.187	31.808	31.929	37.450	258.9	10:30:25.651
6	1	1:51.220	P 33.015	33.020	45.185	260.2	10:32:34.360	6	2	1:40.855	31.579	32.042	37.234	260.8	10:32:06.506
7	1	3:37.167	2:23.643	33.850	39.674		10:36:11.527	7	2	2:00.069	P 35.797	36.403	47.869	260.8	10:34:06.575
8	1	1:44.808	34.056	32.966	37.786	255.3	10:37:56.335	8	2	5:37.626	4:21.942	36.420	39.264		10:39:44.201
9	1	1:40.900	31.810	31.875	37.215	258.9	10:39:37.235	9	2	1:40.051	31.518	31.729	36.804	258.9	10:41:24.252
10	1	1:40.968	31.784	31.934	37.250	260.8	10:41:18.203	10	2	1:40.625	31.519	31.842	37.264	259.6	10:43:04.877
11	1	1:41.138	31.685	31.765	37.688	260.2	10:42:59.341	11	2	<del>2:04.718</del>	P 37.478	38.130	49.110	259.6	10:45:09.595
12	1	2:03.436	P 34.319	38.250	50.867	258.3	10:45:02.777	10							
5							Brenton Grove								
Stanislaw Jedliński							Mercedes AMG GT3 EVO								
Ferrari 296 GT3							PROAM Stephen Grove								
AM Krystian Korzeniowski							Iron Lynx								
Olimp Racing															
Lap	D	Time	Sector 1	Sector 2	Sector 3	T. Spd	Elapsed	Lap	D	Time	Sector 1	Sector 2	Sector 3	T. Spd	Elapsed
1	1	10:22:04.977	10:20:47.909	35.118	41.950		10:22:04.977	1	1	10:20:48.610	10:19:36.209	33.726	38.675		10:20:48.610
2	1	1:50.726	35.063	34.685	40.978	248.8	10:23:55.703	2	1	1:49.078	P 32.725	32.944	43.409	250.5	10:22:37.688
3	1	1:50.838	34.664	35.282	40.892	252.9	10:25:46.541	3	1	<del>3:05.436</del>	1:47.425	34.331	43.380		10:25:42.824
4	1	1:52.058	34.874	35.011	42.173	253.5	10:27:38.599	4	1	1:42.600	32.207	32.589	37.804	254.7	10:27:25.424
5	1	1:51.079	34.338	34.804	41.937	250.5	10:29:29.678	5	1	1:42.427	32.020	32.630	37.777	255.3	10:29:07.851
6	1	2:02.899	P 35.571	35.624	51.704	242.6	10:31:32.577	6	1	1:42.493	32.084	32.519	37.890	254.7	10:30:50.344
7	1	6:42.124	5:28.050	34.363	39.711		10:38:14.701	7	1	<del>4:50.093</del>	P 32.561	33.016	44.426	255.9	10:32:40.347
8	1	1:48.339	33.856	33.913	40.570	255.3	10:40:03.040	8	1	5:31.673	4:13.388	33.939	44.346		10:38:12.020
9	1	<del>4:50.304</del>	34.422	34.668	41.214	253.5	10:41:53.344	9	1	1:41.378	31.932	32.050	37.396	252.9	10:39:53.398
10	1	2:05.581	P 34.947	37.233	53.401	251.1	10:43:58.925	10	1	1:41.642	31.792	32.180	37.670	255.3	10:41:35.040
							11								
							1:41.169								
							31.851								
							31.960								
							37.358								
							255.3								
							10:43:16.209								
							12								
							4:50.747								
							P 31.754								
							32.020								
							46.943								
							254.7								
							10:45:06.926								







**Autodromo Int. do Algarve**  
**International GT Open**  
**Qualifying - 1 Driver - 1**  
**Lap Analysis**



<b>11</b>	Levente Révész	Mercedes AMG GT3 EVO	<b>19</b>	Robin Rogalski	Lamborghini Huracán GT3 EVO2
PRO	Matteo Cairoli	Team Motopark	PRO	Filip Ugran	Oregon Team

Lap	D	Time	Sector 1	Sector 2	Sector 3	T. Spd	Elapsed	Lap	D	Time	Sector 1	Sector 2	Sector 3	T. Spd	Elapsed
1	2	10:21:10.525	P 10:19:49.453	35.404	45.668		10:21:10.525	1	2	10:23:43.704	10:22:27.886	34.724	41.094		10:23:43.704
2	2	2:57.345	1:45.782	32.897	38.666		10:24:07.870	2	2	1:43.371	32.781	32.660	37.930	254.7	10:25:27.075
3	2	1:40.953	31.774	32.178	37.001	260.8	10:25:48.823	3	2	1:42.685	32.470	32.504	37.711	255.9	10:27:09.760
4	2	<del>1:44.826</del>	32.333	32.982	39.511	263.4	10:27:33.649	4	2	1:42.590	32.189	32.375	38.026	257.1	10:28:52.350
5	2	1:47.001	P 31.875	32.060	43.066	261.5	10:29:20.650	5	2	1:48.143	32.457	32.971	42.715	255.9	10:30:40.493
6	2	10:00.831	8:48.243	34.426	38.162		10:39:21.481	6	2	<del>1:51.890</del>	P 32.348	32.794	46.738	255.9	10:32:32.373
7	2	1:40.598	31.799	31.925	<b>36.874</b>	259.6	10:41:02.079	7	2	5:55.530	4:41.351	35.363	38.816		10:38:27.903
8	2	<b>1:40.592</b>	<b>31.637</b>	<b>31.860</b>	37.095	261.5	10:42:42.671	8	2	1:42.279	32.367	32.354	<b>37.558</b>	254.7	10:40:10.182
9	2	1:45.912	31.658	33.443	40.811	263.4	10:44:28.583	9	2	1:48.531	34.560	35.457	38.514	256.5	10:41:58.713
10	2	2:30.895	P 46.603	51.987	52.305	198.5	10:46:59.478	10	2	1:42.409	32.281	<b>32.186</b>	37.942	253.5	10:43:41.122

<b>13</b>	Robert Visoiu	Mercedes AMG GT3 EVO	<b>20</b>	Valentin Pierburg	Mercedes AMG GT3 EVO
PRO	Niklas Krütten	Team Motopark	PROAM	Dominik Baumann	SPS Automotive Performance

Lap	D	Time	Sector 1	Sector 2	Sector 3	T. Spd	Elapsed	Lap	D	Time	Sector 1	Sector 2	Sector 3	T. Spd	Elapsed
1	2	10:22:50.410	10:21:39.697	32.659	38.054		10:22:50.410	1	1	10:21:54.632	10:20:42.013	33.983	38.636		10:21:54.632
2	2	1:41.762	32.008	32.306	37.448	258.9	10:24:32.172	2	1	1:43.154	32.612	32.867	37.675	254.1	10:23:37.786
3	2	<del>1:43.340</del>	32.018	32.667	38.625	261.5	10:26:15.482	3	1	1:42.477	32.421	32.422	37.634	257.1	10:25:20.263
4	2	1:41.636	31.858	<b>32.148</b>	37.630	261.5	10:27:57.118	4	1	<del>1:41.939</del>	32.154	32.274	37.511	259.6	10:27:02.202
5	2	1:49.972	P 32.379	33.468	44.125	263.4	10:29:47.090	5	1	<del>1:44.019</del>	32.186	33.718	38.115	259.6	10:28:46.221
6	2	9:48.533	8:34.240	32.971	41.322		10:39:35.623	6	1	1:42.101	32.078	32.226	37.797	258.3	10:30:28.322
7	2	<b>1:41.027</b>	<b>31.775</b>	32.190	<b>37.062</b>	259.6	10:41:16.650	7	1	1:52.248	P 32.552	33.409	46.287	260.8	10:32:20.570
8	2	1:45.310	31.783	32.255	41.272	260.8	10:43:01.960	8	1	3:31.593	2:19.023	33.684	38.886		10:35:52.163
9	2	1:57.778	P 31.959	36.057	49.762	260.8	10:44:59.738	9	1	1:42.700	32.479	32.675	37.546	257.1	10:37:34.863

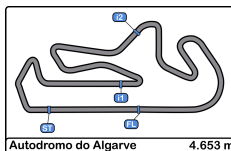
<b>17</b>	Tom Lebbon	Ferrari 296 GT3	<b>21</b>	Gino Forgione	Ferrari 296 GT3
PRO	Tom Emson	Elite Motorsport	AM	Michele Rugolo	AF Corse

Lap	D	Time	Sector 1	Sector 2	Sector 3	T. Spd	Elapsed	Lap	D	Time	Sector 1	Sector 2	Sector 3	T. Spd	Elapsed
1	1	10:21:06.518	10:19:48.793	37.263	40.462		10:21:06.518	1	1	10:22:14.584	10:21:00.264	34.861	39.459		10:22:14.584
2	1	1:53.537	P 34.314	33.428	45.795	250.5	10:23:00.055	2	1	1:48.987	33.884	33.872	41.231	253.5	10:24:03.571
3	1	2:51.729	1:39.107	34.392	38.230		10:25:51.784	3	1	<del>1:52.557</del>	34.447	38.812	39.298	255.3	10:25:56.128
4	1	1:44.131	<b>31.769</b>	32.869	39.493	260.2	10:27:35.915	4	1	1:45.102	32.642	33.536	38.924	258.9	10:27:41.230
5	1	1:41.629	31.898	32.356	37.375	259.6	10:29:17.544	5	1	1:48.708	32.915	33.962	41.831	257.7	10:29:29.938
6	1	1:48.036	P 31.840	<b>32.063</b>	44.133	257.7	10:31:05.580	6	1	1:46.702	34.032	33.778	38.892	252.3	10:31:16.640
7	1	4:49.943	3:33.995	35.411	40.537		10:35:55.523	7	1	<del>1:55.934</del>	P 33.639	33.834	48.458	256.5	10:33:12.571
8	1	1:47.202	33.384	34.482	39.336	258.3	10:37:42.725	8	1	3:40.199	2:27.827	33.531	38.841		10:36:52.770
9	1	<b>1:41.225</b>	31.833	32.208	<b>37.184</b>	259.6	10:39:23.950	9	1	1:44.521	32.757	32.969	38.795	257.7	10:38:37.291
10	1	1:47.901	33.239	36.094	38.568	260.8	10:41:11.851	10	1	<b>1:44.520</b>	<b>32.565</b>	<b>32.963</b>	38.992	258.3	10:40:21.811
11	1	1:42.798	31.797	32.674	38.327	258.3	10:42:54.649	11	1	1:55.333	32.983	38.611	43.739	257.7	10:42:17.144
12	1	2:03.867	P 35.510	36.352	52.005	258.9	10:44:58.516	12	1	1:44.546	32.802	33.070	<b>38.674</b>	257.1	10:44:01.690

<b>18</b>	Alexey Nesov	Porsche 911 GT3 R (992)	<b>22</b>	Gino Forgione	Ferrari 296 GT3
PRO	Maksim Kizilov	Dinamic GT	AM	Michele Rugolo	AF Corse

Lap	D	Time	Sector 1	Sector 2	Sector 3	T. Spd	Elapsed	Lap	D	Time	Sector 1	Sector 2	Sector 3	T. Spd	Elapsed
1	2	10:25:06.778	10:23:46.912	35.230	44.636		10:25:06.778	13	1	2:17.328	P 40.766	43.336	53.226	257.1	10:46:19.018
2	2	1:44.740	33.046	33.130	38.564	257.1	10:26:51.518								
3	2	<b>1:43.689</b>	<b>32.679</b>	32.844	<b>38.166</b>	258.9	10:28:35.207								
4	2	1:52.205	35.009	35.974	41.222	257.7	10:30:27.412								
5	2	1:52.303	P 32.709	<b>32.747</b>	46.847	258.9	10:32:19.715								





**Autodromo Int. do Algarve**  
**International GT Open**  
**Qualifying - 1 Driver - 1**  
**Lap Analysis**



**26** Michael Blanchemain Audi R8 LMS GT3 EVO II **51** Carl Bennett Ferrari 296 GT3

PROAM							PRO						
Lap	D	Time	Sector 1	Sector 2	Sector 3	T. Spd	Lap	D	Time	Sector 1	Sector 2	Sector 3	T. Spd
1	2	10:27:56.118	10:26:43.665	33.955	38.498	10:27:56.118	1	2	10:23:35.676	10:22:20.386	35.789	39.501	10:23:35.676
2	2	<del>1:43.285</del>	32.492	32.623	38.170	260.8	2	2	<del>1:41.192</del>	31.839	32.004	37.349	258.9
3	2	<del>1:43.756</del>	32.375	32.398	38.983	258.3	3	2	1:41.679	31.710	32.173	37.796	263.4
4	2	1:43.051	32.421	32.577	38.053	257.1	4	2	2:02.040	44.171	39.967	37.902	233.7
5	2	<del>1:48.944</del> P	32.174	32.672	44.065	258.9	5	2	1:41.582	31.870	32.033	37.679	258.9
6	2	4:12.535	3:01.396	33.066	38.073	10:39:07.656	6	2	1:57.264	33.955	36.503	46.806	261.5
7	2	1:42.109	32.166	32.221	<b>37.722</b>	260.2	7	2	3:11.907	1:58.239	34.966	38.702	10:35:51.340
8	2	<b>1:42.084</b>	32.131	32.207	37.746	260.8	8	2	<del>1:40.962</del>	31.914	<b>31.766</b>	<b>37.282</b>	258.9
9	2	1:42.094	32.138	<b>32.076</b>	37.880	260.8	9	2	<b>1:41.070</b>	31.717	31.885	37.468	259.6
10	2	2:01.223	<b>32.035</b>	37.952	51.236	258.3	10	2	1:41.299	<b>31.648</b>	31.987	37.664	262.1

**28** Amaury Bonduel Mercedes AMG GT3 EVO **54** Dexter Müller Mercedes AMG GT3 EVO

PRO							PROAM						
Lap	D	Time	Sector 1	Sector 2	Sector 3	T. Spd	Lap	D	Time	Sector 1	Sector 2	Sector 3	T. Spd
1	2	10:22:02.377	10:20:45.232	34.759	42.386	10:22:02.377	1	2	10:24:10.807	10:22:47.734	34.775	48.298	10:24:10.807
2	2	1:51.732	32.393	33.714	45.625	254.1	2	2	1:42.836	32.016	32.951	37.869	258.3
3	2	<del>1:43.677</del>	32.476	32.882	38.219	256.5	3	2	2:00.194	38.431	36.308	45.455	262.1
4	2	1:51.802	32.562	33.826	45.414	259.6	4	2	<del>1:41.358</del>	32.023	32.224	37.111	257.1
5	2	7:30.598	6:20.215	32.764	<b>37.619</b>	10:35:00.086	5	2	<del>1:41.619</del>	31.889	32.506	37.218	258.9
6	2	1:42.488	32.249	<b>32.304</b>	37.935	257.1	6	2	1:53.127	32.371	33.803	46.953	262.1
7	2	<b>1:42.443</b>	<b>32.167</b>	32.371	37.905	256.5	7	2	3:54.141	2:37.058	33.947	43.136	10:37:04.076
8	2	1:50.556	32.300	33.884	44.372	255.9	8	2	1:41.094	32.137	32.152	<b>36.805</b>	257.7

**31** Hash Porsche 911 GT3 R (992) **55** Laurent De Meeus Ferrari 296 GT3

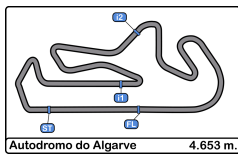
PROAM							PROAM						
Lap	D	Time	Sector 1	Sector 2	Sector 3	T. Spd	Lap	D	Time	Sector 1	Sector 2	Sector 3	T. Spd
1	1	10:21:09.402	10:19:53.700	35.234	40.468	10:21:09.402	1	1	10:26:42.596	10:25:30.044	33.375	39.177	10:26:42.596
2	1	1:48.632	34.171	34.067	40.394	255.9	2	1	<del>1:44.574</del>	32.613	32.950	39.011	253.5
3	1	1:52.851	33.285	34.170	45.396	258.9	3	1	1:45.127	32.700	<b>32.617</b>	39.810	254.1
4	1	2:33.256	1:19.009	35.157	39.090	10:27:24.141	4	1	1:49.088	33.279	35.403	40.406	254.1
5	1	1:45.244	32.883	33.830	38.531	258.3	5	1	1:53.003	32.899	33.155	46.949	253.5
6	1	1:44.831	32.819	33.448	38.564	258.3	6	1	3:44.368	2:29.546	35.613	39.209	10:37:38.756
7	1	1:45.213	33.002	33.708	38.503	259.6	7	1	1:44.435	32.760	33.198	<b>38.477</b>	254.7
8	1	1:51.157	33.192	33.531	44.434	257.1	8	1	<b>1:44.138</b>	<b>32.439</b>	33.075	38.624	255.9
9	1	2:43.388	1:31.921	33.170	38.297	10:37:13.974	9	1	<del>2:05.498</del> P	33.112	39.781	52.305	255.9
10	1	1:43.672	<b>32.596</b>	33.153	<b>37.923</b>	258.3							
11	1	<b>1:43.537</b>	32.691	<b>32.899</b>	37.947	258.9							
12	1	1:51.784	32.597	33.189	45.998	260.8							

**33** Dean Macdonald McLaren 720S GT3 EVO **63** Antoine Doquin Lamborghini Huracán GT3 EVO2

PRO							PRO						
Lap	D	Time	Sector 1	Sector 2	Sector 3	T. Spd	Lap	D	Time	Sector 1	Sector 2	Sector 3	T. Spd
1	1	10:20:51.256	10:19:38.580	33.989	38.687	10:20:51.256	1	1	10:23:18.027	10:22:04.402	34.316	39.309	10:23:18.027
2	1	1:49.664	32.561	32.461	44.642	257.7	2	1	1:44.823	33.156	33.174	38.493	252.9
3	1	4:14.226	3:00.225	32.961	41.040	10:26:55.146	3	1	<del>1:42.356</del>	32.227	32.414	37.715	254.7
4	1	1:40.997	31.884	31.810	37.303	260.2	4	1	<del>1:46.123</del>	32.197	32.110	41.816	257.1
5	1	1:41.254	31.810	31.951	37.493	259.6	5	1	1:42.163	32.260	32.177	37.726	254.7
6	1	1:48.185	31.800	32.044	44.341	259.6	6	1	1:49.286	32.263	32.880	44.143	257.7
7	1	5:46.609	4:37.135	32.088	37.386	10:37:52.191	7	1	5:08.155	3:51.818	32.742	43.595	10:37:10.933
8	1	1:40.541	31.704	31.764	37.073	258.3	8	1	<del>1:42.639</del>	32.231	32.258	38.150	255.3
9	1	<b>1:40.310</b>	31.671	<b>31.646</b>	<b>36.993</b>	258.3	9	1	<b>1:41.584</b>	32.158	32.116	<b>37.310</b>	254.1
10	1	<del>1:44.345</del>	31.628	32.728	39.959	261.5	10	1	<del>1:50.944</del> P	<b>31.999</b>	<b>32.035</b>	46.880	257.7
11	1	<del>1:48.737</del> P	<b>31.605</b>	32.295	44.837	261.5							





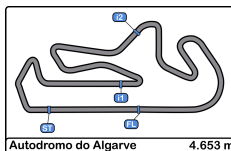


**Autodromo Int. do Algarve**  
**International GT Open**  
**Qualifying - 1 Driver - 1**  
**Lap Analysis**



65							79									
PROAM			Heiko Neumann				Mercedes AMG GT3 EVO			PROAM			Johannes Zelger			
Lukas Dunner			Team Motopark				FABIO BABINI			Tsunami RT						
Lap	D	Time	Sector 1	Sector 2	Sector 3	T. Spd	Elapsed	Lap	D	Time	Sector 1	Sector 2	Sector 3	T. Spd	Elapsed	
1	1	10:22:25.632	10:21:13.121	34.048	38.463		10:22:25.632	1	1	10:21:59.311	10:20:41.216	35.500	42.595		10:21:59.311	
2	1	1:43.651	32.854	32.778	38.019	254.7	10:24:09.283	2	1	<del>1:40.694</del>	33.107	34.098	42.489	257.1	10:23:49.005	
3	1	1:44.150	32.604	33.430	38.116	261.5	10:25:53.433	3	1	<del>1:44.740</del>	32.986	32.982	38.772	259.6	10:25:33.745	
4	1	1:45.061	32.547	32.644	39.870	261.5	10:27:38.494	4	1	1:45.358	33.371	33.010	38.977	260.8	10:27:19.103	
5	1	<del>1:43.958</del>	32.732	32.620	38.506	253.5	10:29:22.352	5	1	1:44.290	33.280	32.635	38.375	252.9	10:29:03.393	
6	1	<del>1:48.773</del> P	32.684	32.561	43.528	255.9	10:31:11.125	6	1	1:44.460	32.777	32.837	38.846	257.7	10:30:47.853	
7	1	7:59.758	6:45.337	35.372	39.049		10:39:10.883	7	1	<del>1:50.336</del> P	34.094	35.616	49.626	258.9	10:32:47.189	
8	1	<b>1:42.235</b>	<b>32.158</b>	<b>32.385</b>	<b>37.692</b>	258.9	10:40:53.118	8	1	4:04.668	2:52.363	33.064	39.241		10:36:51.857	
9	1	1:42.533	32.190	32.532	37.811	259.6	10:42:35.651	9	1	1:43.982	32.923	32.797	<b>38.262</b>	257.1	10:38:35.839	
10	1	1:50.167 P	32.206	32.394	45.567	258.9	10:44:25.818	10	1	<del>1:43.357</del>	32.407	32.588	38.362	258.9	10:40:19.196	
75							80									
PROAM			Filip Salaquarda				Audi R8 LMS GT3 EVO II			PROAM			Luca Ludwig			
Libor Milota			Team ISR				Iván Velasco			Mertel Motorsport						
Lap	D	Time	Sector 1	Sector 2	Sector 3	T. Spd	Elapsed	Lap	D	Time	Sector 1	Sector 2	Sector 3	T. Spd	Elapsed	
1	2	10:23:37.772	10:22:22.211	34.860	40.701		10:23:37.772	1	1	10:23:22.766	10:22:07.820	34.847	40.099		10:23:22.766	
2	2	<del>1:53.926</del> P	34.075	33.629	46.222	245.4	10:25:31.698	2	1	1:42.129	32.182	32.307	<b>37.640</b>	256.5	10:25:04.895	
3	2	6:11.728	4:59.279	32.556	39.893		10:31:43.426	3	1	<del>1:42.409</del>	<b>31.966</b>	32.304	37.839	257.7	10:26:47.004	
4	2	1:42.756	32.358	32.592	<b>37.806</b>	257.7	10:33:26.182	4	1	1:42.317	32.156	32.195	37.966	258.3	10:28:29.321	
5	2	1:42.637	<b>32.108</b>	<b>32.225</b>	38.304	260.2	10:35:08.819	5	1	1:55.801 P	35.095	33.813	46.893	258.3	10:30:25.122	
6	2	1:51.625	34.959	33.964	42.702	260.2	10:37:00.444	6	1	6:54.122	5:43.376	32.861	37.885		10:37:19.244	
7	2	1:42.646	32.139	32.644	37.863	257.1	10:38:43.090	7	1	<b>1:42.029</b>	32.108	<b>32.121</b>	37.800	255.9	10:39:01.273	
8	2	<b>1:42.583</b>	32.215	32.411	37.957	257.1	10:40:25.673	8	1	1:42.415	32.156	32.262	37.997	256.5	10:40:43.688	
9	2	2:01.880 P	32.734	35.675	53.471	259.6	10:42:27.553	9	1	1:53.193 P	32.136	32.340	48.717	257.1	10:42:36.881	
77							82									
AM			Alfredo Hernández				Mercedes AMG GT3 EVO			PRO			Marcelo Ramírez			
			BDR Grupo Prom Racing Team				Ralf Aron			Mercedes AMG GT3 EVO						
Lap	D	Time	Sector 1	Sector 2	Sector 3	T. Spd	Elapsed	Lap	D	Time	Sector 1	Sector 2	Sector 3	T. Spd	Elapsed	
1		10:22:40.470	10:21:12.125	41.373	46.972		10:22:40.470	1	1	10:27:55.341	10:26:43.129	33.556	38.656		10:27:55.341	
2		1:48.925	34.810	34.337	39.778	247.1	10:24:29.395	2	1	<del>1:45.082</del>	33.030	33.936	38.116	256.5	10:29:40.423	
3		1:47.680	33.613	33.672	40.395	254.7	10:26:17.075	3	1	1:43.627	32.543	33.047	38.037	257.7	10:31:24.050	
4		1:45.755	33.272	33.594	38.889	257.1	10:28:02.830	4	1	<del>1:43.202</del>	<b>32.371</b>	32.754	38.077	258.9	10:33:07.252	
5		1:46.488	33.455	33.510	39.523	255.9	10:29:49.318	5	1	<del>1:47.744</del>	32.435	37.092	38.214	258.9	10:34:54.993	
6		1:45.981	33.301	33.475	39.205	255.3	10:31:35.299	6	1	<del>1:50.944</del>	33.993	37.017	39.901	256.5	10:36:45.904	
7		1:45.793	33.387	33.424	38.982	255.3	10:33:21.092	7	1	<del>1:48.707</del>	32.517	33.368	42.822	255.3	10:38:34.611	
8		1:46.041	33.347	33.550	39.144	255.9	10:35:07.133	8	1	<del>1:42.894</del>	32.502	32.693	<b>37.699</b>	255.9	10:40:17.505	
9		2:00.770	37.682	38.289	44.799	254.7	10:37:07.903	9	1	<b>1:42.932</b>	32.437	<b>32.552</b>	37.943	257.7	10:42:00.437	
10		1:46.331	33.438	33.372	39.521	254.7	10:38:54.234	10	1	<del>1:50.753</del> P	32.960	32.986	44.807	258.9	10:43:51.190	
11		1:45.642	33.647	33.140	38.855	255.9	10:40:39.876	86								
12		<b>1:44.687</b>	<b>33.149</b>	<b>32.924</b>	<b>38.614</b>	257.1	10:42:24.563	AM			Audunn Gudmundsson					
13		2:20.098 P	37.429	49.288	53.381	256.5	10:44:44.661	Thorvaldur Gissurarson			Porsche 911 GT3 R (992)					
							Team Thor									
Lap	D	Time	Sector 1	Sector 2	Sector 3	T. Spd	Elapsed	Lap	D	Time	Sector 1	Sector 2	Sector 3	T. Spd	Elapsed	
1	1	10:21:08.157	10:19:52.934	35.041	40.182		10:21:08.157	1	1	1:48.386	34.311	33.865	40.210	255.9	10:22:56.543	
2	1	1:48.386	34.311	33.865	40.210	255.9	10:22:56.543	3	1	1:43.531	32.619	32.923	37.989	258.9	10:24:40.074	
3	1	1:43.531	32.619	32.923	37.989	258.9	10:24:40.074	4	1	<del>1:42.555</del>	32.049	32.486	38.020	259.6	10:26:22.629	
4	1	<del>1:42.555</del>	32.049	32.486	38.020	259.6	10:26:22.629	5	1	<b>1:42.259</b>	<b>32.046</b>	<b>32.427</b>	<b>37.786</b>	260.2	10:28:04.888	
5	1	<b>1:42.259</b>	<b>32.046</b>	<b>32.427</b>	<b>37.786</b>	260.2	10:28:04.888	6	1	1:48.515	34.944	34.871	38.700	259.6	10:29:53.403	
6	1	1:48.515	34.944	34.871	38.700	259.6	10:29:53.403	7	1	<del>1:50.054</del> P	32.208	32.594	45.249	256.5	10:31:43.454	





**Autodromo Int. do Algarve**  
**International GT Open**  
**Qualifying - 1 Driver - 1**  
**Lap Analysis**



**108**

Ameerh Naran Mercedes AMG GT3 EVO

AM Tom Jackson Vimana by GetSpeed

Lap	D	Time	Sector 1	Sector 2	Sector 3	T. Spd	Elapsed
1	1	10:21:57.397	10:20:40.049	35.408	41.940		10:21:57.397
2	1	1:48.746	34.507	34.213	40.026	253.5	10:23:46.143
3	1	1:46.992	33.818	33.538	39.636	255.9	10:25:33.135
4	1	1:54.073	33.825	36.541	43.707	255.9	10:27:27.208
5	1	1:46.479	33.481	33.904	39.094	259.6	10:29:13.687
6	1	1:45.704	33.209	33.575	38.920	256.5	10:30:59.391
7	1	<del>1:46.807</del>	34.430	33.606	38.771	256.5	10:32:46.198
8	1	1:45.809	33.107	33.708	38.994	257.7	10:34:32.007
9	1	1:46.791	34.068	33.659	39.064	234.2	10:36:18.798
10	1	1:45.504	33.021	33.746	38.737	255.9	10:38:04.302
11	1	<del>1:45.538</del>	<b>32.750</b>	33.955	38.833	256.5	10:39:49.840
12	1	1:46.288	33.072	33.537	39.679	257.1	10:41:36.128
13	1	<b>1:45.089</b>	32.860	<b>33.480</b>	38.749	260.8	10:43:21.217
14	1	1:45.195	32.858	33.618	<b>38.719</b>	258.9	10:45:06.412
15	1	2:16.792 P	38.285	42.939	55.568	257.7	10:47:23.204

**188**

Mark Sansom McLaren 720S GT3 EVO

AM Miguel Ramos Garage 59

Lap	D	Time	Sector 1	Sector 2	Sector 3	T. Spd	Elapsed
1	2	10:21:07.341	10:19:50.883	35.922	40.536		10:21:07.341
2	2	1:57.328 P	34.237	34.026	49.065	254.1	10:23:04.669
3	2	2:59.538	1:47.503	33.488	38.547		10:26:04.207
4	2	1:42.167	32.193	32.486	37.488	260.2	10:27:46.374
5	2	1:43.343	32.166	32.592	38.585	258.3	10:29:29.717
6	2	<del>1:44.342</del>	32.751	33.691	37.870	252.9	10:31:14.029
7	2	1:42.080	32.161	32.469	37.450	257.7	10:32:56.109
8	2	1:55.240 P	33.517	34.153	47.570	257.7	10:34:51.349
9	2	2:53.828	1:38.628	35.303	39.897		10:37:45.177
10	2	1:41.849	32.008	32.467	<b>37.374</b>	256.5	10:39:27.026
11	2	<b>1:41.492</b>	31.965	<b>32.079</b>	37.448	259.6	10:41:08.518
12	2	<del>1:41.544</del>	<b>31.866</b>	32.237	37.438	258.9	10:42:50.059
13	2	1:41.744	31.975	32.275	37.494	258.9	10:44:31.803
14	2	2:12.256 P	40.879	41.640	49.737	198.5	10:46:44.059

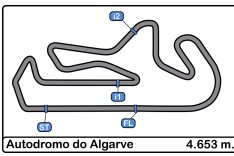
**777**

Marcin Jedliński Ferrari 296 GT3

PROAM Karol Basz Olimp Racing

Lap	D	Time	Sector 1	Sector 2	Sector 3	T. Spd	Elapsed
1	2	10:24:19.308	10:23:01.073	35.191	43.044		10:24:19.308
2	2	1:41.967	32.139	32.134	37.694	258.9	10:26:01.275
3	2	1:41.450	31.892	32.109	37.449	261.5	10:27:42.725
4	2	1:55.704 P	33.835	35.815	46.054	262.1	10:29:38.429
5	2	9:26.710	8:09.210	34.858	42.642		10:39:05.139
6	2	<b>1:41.036</b>	31.820	31.957	<b>37.259</b>	260.2	10:40:46.175
7	2	1:42.557	<b>31.667</b>	31.747	39.143	262.1	10:42:28.732
8	2	<del>1:50.784</del> P	31.959	<b>31.707</b>	47.118	260.8	10:44:19.516





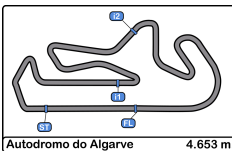
**Autodromo Int. do Algarve**  
**International GT Open**  
**Qualifying - 1 Driver - 1**  
**Best Sectors Results**



Autodromo do Algarve 4.653 m.

Sector - 1			Sector - 2			Sector - 3			Ideal Lap vs Best Lap		
Clas	Nº Driver	Time	Nº Driver	Time	Nº Driver	Time	Clas	Nº Driver	Ideal Lap	Best Lap	Clas
1	9 Fabian Schiller	31.518	33 Dean Macdonald	31.646	9 Fabian Schiller	36.804	1	9 Fabian Schiller	1:40.051	1:40.051	1
2	33 Dean Macdonald	31.605	777 Karol Basz	31.707	54 Yannick Mettler	36.805	2	33 Dean Macdonald	1:40.244	1:40.310	2
3	11 Matteo Cairoli	31.637	9 Fabian Schiller	31.729	11 Matteo Cairoli	36.874	3	11 Matteo Cairoli	1:40.371	1:40.592	3
4	51 Tommaso Mosca	31.648	4 Michael Porter	31.765	33 Dean Macdonald	36.993	4	54 Yannick Mettler	1:40.455	1:40.854	4
5	777 Karol Basz	31.667	51 Tommaso Mosca	31.766	13 Niklas Krütten	37.062	5	777 Karol Basz	1:40.633	1:41.036	7
6	4 Michael Porter	31.685	1 Simon Reicher	31.837	17 Tom Lebbon	37.184	6	4 Michael Porter	1:40.665	1:40.900	5
7	54 Yannick Mettler	31.746	11 Matteo Cairoli	31.860	4 Michael Porter	37.215	7	51 Tommaso Mosca	1:40.696	1:41.070	8
8	10 Brenton Grove	31.754	54 Yannick Mettler	31.904	777 Karol Basz	37.259	8	13 Niklas Krütten	1:40.985	1:41.027	6
9	17 Tom Lebbon	31.769	6 Steve Jans	31.927	51 Tommaso Mosca	37.282	9	17 Tom Lebbon	1:41.016	1:41.225	10
10	13 Niklas Krütten	31.775	10 Brenton Grove	31.960	63 Antoine Doquin	37.310	10	10 Brenton Grove	1:41.072	1:41.169	9
11	188 Miguel Ramos	31.866	63 Antoine Doquin	32.035	20 Valentin Pierburg	37.327	11	6 Steve Jans	1:41.270	1:41.273	11
12	6 Steve Jans	31.928	17 Tom Lebbon	32.063	10 Brenton Grove	37.358	12	1 Simon Reicher	1:41.314	1:41.314	12
13	1 Simon Reicher	31.941	26 Marcus Páverud	32.076	188 Miguel Ramos	37.374	13	188 Miguel Ramos	1:41.319	1:41.492	13
14	80 Luca Ludwig	31.966	188 Miguel Ramos	32.079	6 Steve Jans	37.415	14	63 Antoine Doquin	1:41.344	1:41.584	15
15	63 Antoine Doquin	31.999	80 Luca Ludwig	32.121	1 Simon Reicher	37.536	15	20 Valentin Pierburg	1:41.533	1:41.533	14
16	26 Marcus Páverud	32.035	13 Niklas Krütten	32.148	19 Filip Ugran	37.558	16	80 Luca Ludwig	1:41.727	1:42.029	16
17	19 Filip Ugran	32.044	20 Valentin Pierburg	32.148	28 Luis Michael Dörrbecker	37.619	17	19 Filip Ugran	1:41.788	1:42.088	18
18	86 Audunn Gudmundsson	32.046	19 Filip Ugran	32.186	80 Luca Ludwig	37.640	18	26 Marcus Páverud	1:41.833	1:42.084	17
19	20 Valentin Pierburg	32.058	75 Libor Milota	32.225	65 Heiko Neumann	37.692	19	28 Luis Michael Dörrbecker	1:42.090	1:42.443	21
20	75 Libor Milota	32.108	28 Luis Michael Dörrbecker	32.304	82 Marcelo Ramírez	37.699	20	75 Libor Milota	1:42.139	1:42.583	22
21	65 Heiko Neumann	32.158	65 Heiko Neumann	32.385	26 Marcus Páverud	37.722	21	65 Heiko Neumann	1:42.235	1:42.235	19
22	28 Luis Michael Dörrbecker	32.167	86 Audunn Gudmundsson	32.427	86 Audunn Gudmundsson	37.786	22	86 Audunn Gudmundsson	1:42.259	1:42.259	20
23	79 Johannes Zelger	32.346	79 Johannes Zelger	32.450	75 Libor Milota	37.806	23	82 Marcelo Ramírez	1:42.622	1:42.932	23
24	82 Marcelo Ramírez	32.371	82 Marcelo Ramírez	32.552	31 Hash	37.923	24	79 Johannes Zelger	1:43.058	1:43.639	25
25	55 Laurent De Meeus	32.439	55 Laurent De Meeus	32.617	18 Maksim Kizilov	38.166	25	31 Hash	1:43.418	1:43.537	24
26	21 Gino Forgione	32.565	18 Maksim Kizilov	32.747	79 Johannes Zelger	38.262	26	55 Laurent De Meeus	1:43.533	1:44.138	27
27	31 Hash	32.596	31 Hash	32.899	55 Laurent De Meeus	38.477	27	18 Maksim Kizilov	1:43.592	1:43.689	26
28	18 Maksim Kizilov	32.679	77 Alfredo Hernández	32.924	77 Alfredo Hernández	38.614	28	21 Gino Forgione	1:44.202	1:44.520	28
29	108 Ameerh Naran	32.750	21 Gino Forgione	32.963	21 Gino Forgione	38.674	29	77 Alfredo Hernández	1:44.687	1:44.687	29
30	77 Alfredo Hernández	33.149	108 Ameerh Naran	33.480	108 Ameerh Naran	38.719	30	108 Ameerh Naran	1:44.949	1:45.089	30
31	5 Stanislaw Jedliński	33.856	5 Stanislaw Jedliński	33.913	5 Stanislaw Jedliński	39.711	31	5 Stanislaw Jedliński	1:47.480	1:48.339	31



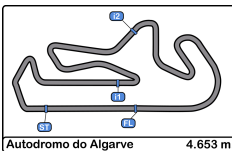


**Autodromo Int. do Algarve**  
**International GT Open**  
**Qualifying - 1 Driver - 1**  
**Best 5 Lap Times**



Cl	N°	Entrant/Team	Nat	Driver 1	Nat	Driver 2	Nat	Vehicle	Cat	Cl	Best 1		Best 2		Best 3		Best 4		Best 5	
											Time	Lap	Time	Lap	Time	Lap	Time	Lap	Time	Lap
1	9	GetSpeed	DEU	Anthony Bartone	USA	Fabian Schiller	DEU	Mercedes AMG GT3 EVO	PRO	1	1:40.051	9	1:40.625	10	1:40.855	6	1:41.033	3	1:41.187	5
2	33	Greystone GT	GBR	Dean Macdonald	GBR	James Kell	GBR	McLaren 720S GT3 EVO	PRO	2	1:40.310	9	1:40.541	8	1:40.997	4	1:41.254	5	1:48.185	6
3	11	Team Motopark	DEU	Levente Révész	HUN	Matteo Cairoli	ITA	Mercedes AMG GT3 EVO	PRO	3	1:40.592	8	1:40.598	7	1:40.953	3	1:45.912	9	1:47.001	5
4	54	CBRX by SPS	DEU	Dexter Müller	CHE	Yannick Mettler	CHE	Mercedes AMG GT3 EVO	PROAM	1	1:40.854	11	1:40.863	12	1:41.094	8	1:42.836	2	1:43.559	10
5	4	Optimum Motorsport	GBR	Michael Porter	GBR	Zac Meakin	GBR	McLaren 720S GT3 EVO	PRO	4	1:40.900	9	1:40.968	10	1:41.138	11	1:41.894	5	1:42.506	3
6	13	Team Motopark	DEU	Robert Visoiu	ROU	Niklas Krütten	DEU	Mercedes AMG GT3 EVO	PRO	5	1:41.027	7	1:41.636	4	1:41.762	2	1:45.310	8	1:49.972	5
7	777	Olimp Racing	POL	Marcin Jedliński	POL	Karol Basz	POL	Ferrari 296 GT3	PROAM	2	1:41.036	6	1:41.450	3	1:41.967	2	1:42.557	7	1:55.704	4
8	51	AF Corse	ITA	Carl Bennett	ITA	Tommaso Mosca	ITA	Ferrari 296 GT3	PRO	6	1:41.070	9	1:41.299	10	1:41.582	5	1:41.679	3	1:57.264	6
9	10	Iron Lynx	ITA	Brenton Grove	AUS	Stephen Grove	AUS	Mercedes AMG GT3 EVO	PROAM	3	1:41.169	11	1:41.378	9	1:41.642	10	1:42.427	5	1:42.493	6
10	17	Elite Motorsport with Entire Race Engineering	GBR	Tom Lebbon	GBR	Tom Emson	GBR	Ferrari 296 GT3	PRO	7	1:41.225	9	1:41.629	5	1:42.798	11	1:44.131	4	1:47.202	8
11	6	GetSpeed	DEU	Steve Jans	LUX	Aaron Walker	GBR	Mercedes AMG GT3 EVO	PROAM	4	1:41.273	11	1:41.544	10	1:42.126	4	1:42.200	5	1:43.421	9
12	1	Eastalent Racing	AUT	Simon Reicher	AUT	Christopher Haase	DEU	Audi R8 LMS GT3 EVO II	PRO	8	1:41.314	8	1:41.514	9	1:41.922	5	1:43.783	2	1:48.979	3
13	188	Garage 59	GBR	Mark Sansom	GBR	Miguel Ramos	PRT	McLaren 720S GT3 EVO	AM	1	1:41.492	11	1:41.744	13	1:41.849	10	1:42.080	7	1:42.167	4
14	20	SPS Automotive Performance	DEU	Valentin Pierburg	DEU	Dominik Baumann	AUT	Mercedes AMG GT3 EVO	PROAM	5	1:41.533	11	1:41.851	10	1:42.101	6	1:42.477	3	1:42.700	9
15	63	Oregon Team	ITA	Antoine Doquin	FRA	Artem Petrov	ISR	Lamborghini Huracán GT3 EVO2	PRO	9	1:41.584	9	1:42.163	5	1:44.823	2	1:49.286	6	5:08.155	7
16	80	Mertel Motorsport	DEU	Luca Ludwig	DEU	Iván Velasco	ESP	Ferrari 488 GT3 Evo	PROAM	6	1:42.029	7	1:42.129	2	1:42.317	4	1:42.415	8	1:53.193	9
17	26	Sainteloc Racing	FRA	Michael Blanchemain	FRA	Marcus Páverud	NOR	Audi R8 LMS GT3 EVO II	PROAM	7	1:42.084	8	1:42.094	9	1:42.109	7	1:43.051	4	2:01.223	10
18	19	Oregon Team	ITA	Robin Rogalski	ROU	Filip Ugran	ROU	Lamborghini Huracán GT3 EVO2	PRO	10	1:42.088	11	1:42.279	8	1:42.409	10	1:42.590	4	1:42.685	3
19	65	Team Motopark	DEU	Heiko Neumann	DEU	Lukas Dunner	AUT	Mercedes AMG GT3 EVO	PROAM	8	1:42.235	8	1:42.533	9	1:43.651	2	1:44.150	3	1:45.061	4
20	86	Team Thor	ISL	Audunn Gudmundsson	ISL	Thorvaldur Gissurarson	ISL	Porsche 911 GT3 R (992)	AM	2	1:42.259	5	1:43.531	3	1:48.386	2	1:48.515	6		
21	28	BDR Grupo Prom Racing Team	BEL	Amaury Bonduel	FRA	Luis Michael Dörrbecker	MEX	Mercedes AMG GT3 EVO	PRO	11	1:42.443	7	1:42.488	6	1:50.556	8	1:51.732	2	1:51.802	4
22	75	Team ISR	CZE	Filip Salaquarda	CZE	Libor Milota	CZE	Audi R8 LMS GT3 EVO II	PROAM	9	1:42.583	8	1:42.637	5	1:42.646	7	1:42.756	4	1:51.625	6
23	82	GetSpeed	DEU	Marcelo Ramirez	MEX	Ralf Aron	EST	Mercedes AMG GT3 EVO	PRO	12	1:42.932	9	1:43.627	3						
24	31	Car Collection Motorsport	DEU	Hash	USA	Alex Fontana	CHE	Porsche 911 GT3 R (992)	PROAM	10	1:43.537	11	1:43.672	10	1:44.831	6	1:45.213	7	1:45.244	5
25	79	Tsunami RT	SMR	Johannes Zelger	ITA	Fabio Babini	ITA	Porsche 911 GT3 R (992)	PROAM	11	1:43.639	13	1:43.706	11	1:43.982	9	1:44.290	5	1:44.460	6
26	18	Dinamic GT	ITA	Alexey Nesov	IND	Maksim Kizilov	IND	Porsche 911 GT3 R (992)	PRO	13	1:43.689	3	1:44.740	2	1:52.205	4	1:52.303	5		
27	55	AF Corse	ITA	Laurent De Meeus	BEL	Vincent Abril	FRA	Ferrari 296 GT3	PROAM	12	1:44.138	8	1:44.435	7	1:45.127	3	1:49.088	4	1:53.003	5
28	21	AF Corse	ITA	Gino Forgiore	CHE	Michele Rugolo	ITA	Ferrari 296 GT3	AM	3	1:44.520	10	1:44.521	9	1:44.546	12	1:45.102	4	1:46.702	6
29	77	BDR Grupo Prom Racing Team	BEL	Alfredo Hernández	MEX			Mercedes AMG GT3 EVO	AM	4	1:44.687	12	1:45.642	11	1:45.755	4	1:45.793	7	1:45.981	6
30	108	Vimana by GetSpeed	DEU	Ameerh Naran	GBR	Tom Jackson	GBR	Mercedes AMG GT3 EVO	AM	5	1:45.089	13	1:45.195	14	1:45.504	10	1:45.704	6	1:45.809	8
31	5	Olimp Racing	POL	Stanislaw Jedliński	POL	Krystian Korzeniowski	POL	Ferrari 296 GT3	AM	6	1:48.339	8	1:50.726	2	1:50.838	3	1:51.079	5	1:52.058	4





**Autodromo Int. do Algarve**  
**International GT Open**  
**Qualifying - 1 Driver - 1**  
**Best 5 Top Speeds**

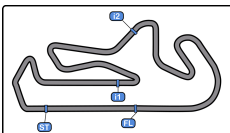


Autodromo do Algarve 4.653 m.

Cl	N°	Entrant/Team	Nat	Driver 1	Nat	Driver 2	Nat	Vehicle	Cat	Cl	Top 1		Top 2		Top 3		Top 4		Top 5		Avg
											Km/h	Lap	Km/h	Lap	Km/h	Lap	Km/h	Lap	Km/h	Lap	
1	11	Team Motopark	DEU	Levente Révész	HUN	Matteo Cairoli	ITA	Mercedes AMG GT3 EVO	PRO	1	263.4	4	263.4	9	261.5	5	261.5	8	260.8	3	262.1
2	13	Team Motopark	DEU	Robert Visoiu	ROU	Niklas Krütten	DEU	Mercedes AMG GT3 EVO	PRO	2	263.4	5	261.5	3	261.5	4	260.8	8	260.8	9	261.6
3	51	AF Corse	ITA	Carl Bennett	ITA	Tommaso Mosca	ITA	Ferrari 296 GT3	PRO	3	263.4	3	262.1	10	261.5	6	259.6	9	258.9	2	261.1
4	9	GetSpeed	DEU	Anthony Bartone	USA	Fabian Schiller	DEU	Mercedes AMG GT3 EVO	PRO	4	262.7	4	260.8	6	260.8	7	259.6	10	259.6	11	260.7
5	54	CBRX by SPS	DEU	Dexter Müller	CHE	Yannick Mettler	CHE	Mercedes AMG GT3 EVO	PROAM	1	262.1	3	262.1	6	260.2	9	260.2	10	259.6	12	260.8
6	777	Olimp Racing	POL	Marcin Jedliński	POL	Karol Basz	POL	Ferrari 296 GT3	PROAM	2	262.1	4	262.1	7	261.5	3	260.8	8	260.2	6	261.3
7	33	Greystone GT	GBR	Dean Macdonald	GBR	James Kell	GBR	McLaren 720S GT3 EVO	PRO	5	261.5	10	261.5	11	260.2	4	259.6	5	259.6	6	260.4
8	65	Team Motopark	DEU	Heiko Neumann	DEU	Lukas Dunner	AUT	Mercedes AMG GT3 EVO	PROAM	3	261.5	3	261.5	4	259.6	9	258.9	8	258.9	10	260.1
9	1	Eastalent Racing	AUT	Simon Reicher	AUT	Christopher Haase	DEU	Audi R8 LMS GT3 EVO II	PRO	6	260.8	6	259.6	3	259.6	9	258.9	10	258.3	8	259.4
10	4	Optimum Motorsport	GBR	Michael Porter	GBR	Zac Meakin	GBR	McLaren 720S GT3 EVO	PRO	7	260.8	10	260.2	6	260.2	11	259.6	3	258.9	5	259.9
11	17	Elite Motorsport with Entire Race Engineering	GBR	Tom Lebbon	GBR	Tom Emson	GBR	Ferrari 296 GT3	PRO	8	260.8	10	260.2	4	259.6	5	259.6	9	258.9	12	259.8
12	20	SPS Automotive Performance	DEU	Valentin Pierburg	DEU	Dominik Baumann	AUT	Mercedes AMG GT3 EVO	PROAM	4	260.8	7	260.2	12	259.6	4	259.6	5	259.6	11	259.9
13	26	Sainteloc Racing	FRA	Michael Blanchemain	FRA	Marcus Pâverud	NOR	Audi R8 LMS GT3 EVO II	PROAM	5	260.8	2	260.8	8	260.8	9	260.2	7	258.9	5	260.3
14	31	Car Collection Motorsport	USA	Hash	USA	Alex Fontana	CHE	Porsche 911 GT3 R (992)	PROAM	6	260.8	12	259.6	7	258.9	3	258.9	11	258.3	5	259.3
15	79	Tsunami RT	ITA	Johannes Zelger	ITA	Fabio Babini	ITA	Porsche 911 GT3 R (992)	PROAM	7	260.8	4	259.6	3	258.9	7	258.9	10	258.9	11	259.4
16	108	Vimana by GetSpeed	GBR	Ameerh Naran	ZWE	Tom Jackson	GBR	Mercedes AMG GT3 EVO	AM	1	260.8	13	259.6	5	258.9	14	257.7	8	257.7	15	258.9
17	6	GetSpeed	DEU	Steve Jans	LUX	Aaron Walker	GBR	Mercedes AMG GT3 EVO	PROAM	8	260.2	12	259.6	11	258.9	3	258.9	4	258.3	10	259.2
18	75	Team ISR	CZE	Filip Salaquarda	CZE	Libor Milota	CZE	Audi R8 LMS GT3 EVO II	PROAM	9	260.2	5	260.2	6	259.6	9	257.7	4	257.1	7	258.9
19	86	Team Thor	ISL	Audunn Gudmundsson	ISL	Thorvaldur Gissurarson	ISL	Porsche 911 GT3 R (992)	AM	2	260.2	5	259.6	4	259.6	6	258.9	3	256.5	7	258.9
20	188	Garage 59	GBR	Mark Sansom	GBR	Miguel Ramos	PRT	McLaren 720S GT3 EVO	AM	3	260.2	4	259.6	11	258.9	12	258.9	13	258.3	5	259.2
21	28	BDR Grupo Prom Racing Team	BEL	Amaury Bonduel	FRA	Luis Michael Dörrbecker	MEX	Mercedes AMG GT3 EVO	PRO	9	259.6	4	257.1	6	256.5	3	256.5	7	255.9	8	257.1
22	18	Dinamic GT	ITA	Alexey Nesov	IND	Maksim Kizilov	IND	Porsche 911 GT3 R (992)	PRO	10	258.9	3	258.9	5	257.7	4	257.1	2			258.2
23	21	AF Corse	ITA	Gino Forgione	CHE	Michele Rugolo	ITA	Ferrari 296 GT3	AM	4	258.9	4	258.3	10	257.7	5	257.7	9	257.7	11	258.1
24	82	GetSpeed	DEU	Marcelo Ramirez	MEX	Ralf Aron	EST	Mercedes AMG GT3 EVO	PRO	11	258.9	4	258.9	5	258.9	10	257.7	3	257.7	9	258.4
25	80	Mertel Motorsport	DEU	Luca Ludwig	DEU	Iván Velasco	ESP	Ferrari 488 GT3 Evo	PROAM	10	258.3	4	258.3	5	257.7	3	257.1	9	256.5	2	257.6
26	63	Oregon Team	ITA	Antoine Doquin	FRA	Artem Petrov	ISR	Lamborghini Huracán GT3 EVO2	PRO	12	257.7	6	257.7	10	257.1	4	255.3	8	254.7	3	256.5
27	19	Oregon Team	ITA	Robin Rogalski	POL	Filip Ugran	POL	Lamborghini Huracán GT3 EVO2	PRO	13	257.1	4	256.5	9	255.9	3	255.9	5	255.9	6	256.2
28	77	BDR Grupo Prom Racing Team	BEL	Alfredo Hernández	MEX		MEX	Mercedes AMG GT3 EVO	AM	5	257.1	4	257.1	12	256.5	13	255.9	5	255.9	8	256.5
29	10	Iron Lynx	ITA	Brenton Grove	AUS	Stephen Grove	AUS	Mercedes AMG GT3 EVO	PROAM	11	255.9	7	255.3	5	255.3	10	255.3	11	254.7	4	255.3
30	55	AF Corse	ITA	Laurent De Meeus	BEL	Vincent Abril	FRA	Ferrari 296 GT3	PROAM	12	255.9	8	255.9	9	254.7	7	254.1	3	254.1	4	254.9
31	5	Olimp Racing	POL	Stanislaw Jedliński	POL	Krystian Korzeniowski	POL	Ferrari 296 GT3	AM	6	255.3	8	253.5	4	253.5	9	252.9	3	251.1	10	253.2







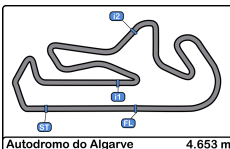
**Autodromo Int. do Algarve**  
**International GT Open**  
**Qualifying - 1 Driver - 1**  
**Fastest Laps Sequence**

Autodromo do Algarve 4.653 m.



Lap	Time of Day	Session Time	Nº Entrant/Team	Nat	Driver 1	Nat	Driver 2	Nat	Vehicle	Cat	Time	Km/h
2	10:22:37.688	3:37.688	10 Iron Lynx	ITA	<b>Brenton Grove</b>	AUS	Stephen Grove	AUS	Mercedes AMG GT3 EVO	PROAM	<b>1:49.078</b>	153.5
2	10:22:56.543	3:56.543	86 Team Thor	ISL	<b>Audunn Gudmundsson</b>	ISL	Thorvaldur Gissurarson	ISL	Porsche 911 GT3 R (992)	AM	<b>1:48.386</b>	154.5
2	10:23:37.786	4:37.786	20 SPS Automotive Performance	DEU	<b>Valentin Pierburg</b>	DEU	Dominik Baumann	AUT	Mercedes AMG GT3 EVO	PROAM	<b>1:43.154</b>	162.3
2	10:24:32.172	5:32.172	13 Team Motopark	DEU	Robert Visoiu	ROU	<b>Niklas Krütten</b>	DEU	Mercedes AMG GT3 EVO	PRO	<b>1:41.762</b>	164.6
3	10:25:48.823	6:48.823	11 Team Motopark	DEU	Levente Révész	HUN	<b>Matteo Cairoli</b>	ITA	Mercedes AMG GT3 EVO	PRO	<b>1:40.953</b>	165.9
6	10:32:06.506	13:06.506	9 GetSpeed	DEU	Anthony Bartone	USA	<b>Fabian Schiller</b>	DEU	Mercedes AMG GT3 EVO	PRO	<b>1:40.855</b>	166.0
8	10:39:32.732	20:32.732	33 Greystone GT	GBR	<b>Dean Macdonald</b>	GBR	James Kell	GBR	McLaren 720S GT3 EVO	PRO	<b>1:40.541</b>	166.6
9	10:41:13.042	22:13.042	33 Greystone GT	GBR	<b>Dean Macdonald</b>	GBR	James Kell	GBR	McLaren 720S GT3 EVO	PRO	<b>1:40.310</b>	166.9
9	10:41:24.252	22:24.252	9 GetSpeed	DEU	Anthony Bartone	USA	<b>Fabian Schiller</b>	DEU	Mercedes AMG GT3 EVO	PRO	<b>1:40.051</b>	167.4





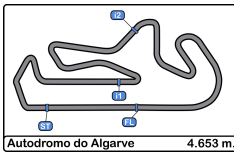
**Autodromo Int. do Algarve**  
**International GT Open**  
**Qualifying - 1 Driver - 1**  
**Event Best Maximum Speed**



Autodromo do Algarve 4.653 m.

Nº	Entrant/Team	Nat	Driver 1	Nat	Driver 2	Nat	Vehicle	Cat	Km/h	Session
75	Team ISR	CZE	Filip Salaquarda	CZE	Libor Milota	CZE	Audi R8 LMS GT3 EVO II	PROAM	269.3	Private test - 2
82	GetSpeed	DEU	Marcelo Ramirez	MEX	Ralf Aron	EST	Mercedes AMG GT3 EVO	PRO	267.9	Private test - 2
51	AF Corse	ITA	Carl Bennett	ITA	Tommaso Mosca	ITA	Ferrari 296 GT3	PRO	267.9	Private test - 2
9	GetSpeed	DEU	Anthony Bartone	USA	Fabian Schiller	DEU	Mercedes AMG GT3 EVO	PRO	267.9	Private test - 2
79	Tsunami RT	SMR	Johannes Zelger	ITA	Fabio Babini	ITA	Porsche 911 GT3 R (992)	PROAM	267.9	Private test - 2
4	Optimum Motorsport	GBR	Michael Porter	GBR	Zac Meakin	GBR	McLaren 720S GT3 EVO	PRO	267.3	Private test - 2
86	Team Thor	ISL	Audunn Gudmundsson	ISL	Thorvaldur Gissurarson	ISL	Porsche 911 GT3 R (992)	AM	266.6	Private test - 2
11	Team Motopark	DEU	Levente Révész	HUN	Matteo Cairoli	ITA	Mercedes AMG GT3 EVO	PRO	266.6	Private test - 2
30		X		X		X			266.6	Private test - 2
17	Elite Motorsport with Entire Race Engineering	GBR	Tom Lebbon	GBR	Tom Emson	GBR	Ferrari 296 GT3	PRO	266.6	Private test - 2
777	Olimp Racing	POL	Marcin Jedliński	POL	Karol Basz	POL	Ferrari 296 GT3	PROAM	266.6	Private test - 2
18	Dinamic GT	ITA	Alexey Nesov	MDA	Maksim Kizilov	MDA	Porsche 911 GT3 R (992)	PRO	266.0	Private test - 1
13	Team Motopark	DEU	Robert Visoiu	ROU	Niklas Krütten	DEU	Mercedes AMG GT3 EVO	PRO	266.0	Private test - 2
65	Team Motopark	DEU	Heiko Neumann	AUT	Lukas Dunner	AUT	Mercedes AMG GT3 EVO	PROAM	266.0	Private test - 2
33	Greystone GT	GBR	Dean Macdonald	GBR	James Kell	GBR	McLaren 720S GT3 EVO	PRO	266.0	Private test - 2
26	Sainteloc Racing	FRA	Michael Blanchemain	FRA	Marcus Pæverud	NOR	Audi R8 LMS GT3 EVO II	PROAM	266.0	Private test - 2
21	AF Corse	ITA	Gino Forgione	CHE	Michele Rugolo	ITA	Ferrari 296 GT3	AM	265.3	Private test - 1
28	BDR Grupo Prom Racing Team	BEL	Amaury Bonduel	FRA	Luis Michael Dörrbecker	MEX	Mercedes AMG GT3 EVO	PRO	265.3	Private test - 2
1	Eastalent Racing	AUT	Simon Reicher	AUT	Christopher Haase	DEU	Audi R8 LMS GT3 EVO II	PRO	265.3	Private test - 2
5	Olimp Racing	POL	Stanislaw Jedliński	POL	Krystian Korzeniowski	POL	Ferrari 296 GT3	AM	265.3	Private test - 2
80	Mertel Motorsport	DEU	Luca Ludwig	DEU	Iván Velasco	ESP	Ferrari 488 GT3 Evo	PROAM	264.7	Private test - 2
20	SPS Automotive Performance	DEU	Valentin Pierburg	DEU	Dominik Baumann	AUT	Mercedes AMG GT3 EVO	PROAM	264.7	Private test - 2
188	Garage 59	GBR	Mark Sansom	GBR	Miguel Ramos	PRT	McLaren 720S GT3 EVO	AM	264.7	Private test - 2
10	Iron Lynx	ITA	Brenton Grove	AUS	Stephen Grove	AUS	Mercedes AMG GT3 EVO	PROAM	264.7	Private test - 2
54	CBRX by SPS	DEU	Dexter Müller	CHE	Yannick Mettler	CHE	Mercedes AMG GT3 EVO	PROAM	264.7	Private test - 2
19	Oregon Team	ITA	Robin Rogalski	POL	Filip Ugran	ROU	Lamborghini Huracán GT3 EVO2	PRO	264.0	Private test - 2
55	AF Corse	ITA	Laurent De Meeus	BEL	Vincent Abril	FRA	Ferrari 296 GT3	PROAM	264.0	Private test - 2
6	GetSpeed	DEU	Steve Jans	LUX	Aaron Walker	GBR	Mercedes AMG GT3 EVO	PROAM	263.4	Private test - 2
63	Oregon Team	ITA	Antoine Doquin	FRA	Artem Petrov	ISR	Lamborghini Huracán GT3 EVO2	PRO	262.7	Private test - 2
77	BDR Grupo Prom Racing Team	BEL	Alfredo Hernández	MEX			Mercedes AMG GT3 EVO	AM	261.5	Private test - 2
31	Car Collection Motorsport	DEU	Hash	USA	Alex Fontana	CHE	Porsche 911 GT3 R (992)	PROAM	260.8	Qualifying - 1 Driver - 1
108	Vimana by GetSpeed	DEU	Ameerh Naran	ZWE	Tom Jackson	GBR	Mercedes AMG GT3 EVO	AM	260.8	Qualifying - 1 Driver - 1





**Autodromo Int. do Algarve**  
**International GT Open**  
**Qualifying - 1 Driver - 1**  
**Pit Stop Analysis**



**1** Simon Reicher Audi R8 LMS GT3 EVO II  
 PRO Christopher Haase Eastalent Racing

Nº	In Day Time	In Time	Out Time	Pit Time	T. Pit Time	Handicap	Diff.
1	10:25:58.812	10:25:58.812	10:28:17.303	2:18.491	2:18.491		
2	10:33:29.133	10:33:29.133	10:37:26.489	3:57.356	6:15.847		

**4** Michael Porter McLaren 720S GT3 EVO  
 PRO Zac Meakin Optimum Motorsport

Nº	In Day Time	In Time	Out Time	Pit Time	T. Pit Time	Handicap	Diff.
1	10:32:30.189	10:32:30.189	10:34:26.689	1:56.500	1:56.500		

**5** Stanislaw Jedliński Ferrari 296 GT3  
 AM Krystian Korzeniowski Olimp Racing

Nº	In Day Time	In Time	Out Time	Pit Time	T. Pit Time	Handicap	Diff.
1	10:31:28.370	10:31:28.370	10:36:27.453	4:59.083	4:59.083		

**6** Steve Jans Mercedes AMG GT3 EVO  
 PROAM Aaron Walker GetSpeed

Nº	In Day Time	In Time	Out Time	Pit Time	T. Pit Time	Handicap	Diff.
1	10:20:56.694	10:20:56.694	10:23:27.074	2:30.380	2:30.380		
2	10:33:53.099	10:33:53.099	10:35:43.410	1:50.311	4:20.691		

**9** Anthony Bartone Mercedes AMG GT3 EVO  
 PRO Fabian Schiller GetSpeed

Nº	In Day Time	In Time	Out Time	Pit Time	T. Pit Time	Handicap	Diff.
1	10:20:59.185	10:20:59.185	10:23:28.525	2:29.340	2:29.340		
2	10:34:02.416	10:34:02.416	10:37:55.320	3:52.904	6:22.244		

**10** Brenton Grove Mercedes AMG GT3 EVO  
 PROAM Stephen Grove Iron Lynx

Nº	In Day Time	In Time	Out Time	Pit Time	T. Pit Time	Handicap	Diff.
1	10:22:33.433	10:22:33.433	10:23:52.427	1:18.994	1:18.994		
2	10:32:36.128	10:32:36.128	10:36:19.560	3:43.432	5:02.426		

**11** Levente Révész Mercedes AMG GT3 EVO  
 PRO Matteo Cairoli Team Motopark

Nº	In Day Time	In Time	Out Time	Pit Time	T. Pit Time	Handicap	Diff.
1	10:21:06.345	10:21:06.345	10:22:25.419	1:19.074	1:19.074		
2	10:29:16.463	10:29:16.463	10:37:34.577	8:18.114	9:37.188		

**13** Robert Visoiu Mercedes AMG GT3 EVO  
 PRO Niklas Krütten Team Motopark

Nº	In Day Time	In Time	Out Time	Pit Time	T. Pit Time	Handicap	Diff.
1	10:29:42.907	10:29:42.907	10:37:50.020	8:07.113	8:07.113		

**17** Tom Lebbon Ferrari 296 GT3  
 PRO Tom Emson Elite Motorsport

Nº	In Day Time	In Time	Out Time	Pit Time	T. Pit Time	Handicap	Diff.
1	10:22:55.882	10:22:55.882	10:24:06.496	1:10.614	1:10.614		
2	10:31:01.404	10:31:01.404	10:34:06.218	3:04.814	4:15.428		

**19** Robin Rogalski Lamborghini Huracán GT3 EVO2  
 PRO Filip Ugran Oregon Team

Nº	In Day Time	In Time	Out Time	Pit Time	T. Pit Time	Handicap	Diff.
1	10:32:28.215	10:32:28.215	10:36:39.975	4:11.760	4:11.760		

**20** Valentin Pierburg Mercedes AMG GT3 EVO  
 PROAM Dominik Baumann SPS Automotive Performance

Nº	In Day Time	In Time	Out Time	Pit Time	T. Pit Time	Handicap	Diff.
1	10:32:16.434	10:32:16.434	10:34:08.437	1:52.003	1:52.003		

**21** Gino Forgione Ferrari 296 GT3  
 AM Michele Rugolo AF Corse

Nº	In Day Time	In Time	Out Time	Pit Time	T. Pit Time	Handicap	Diff.
1	10:33:08.396	10:33:08.396	10:35:08.436	2:00.040	2:00.040		

**26** Michael Blanchemain Audi R8 LMS GT3 EVO II  
 PROAM Marcus Pöverud Sainteloc Racing

Nº	In Day Time	In Time	Out Time	Pit Time	T. Pit Time	Handicap	Diff.
1	10:34:51.028	10:34:51.028	10:37:24.582	2:33.554	2:33.554		

**28** Amaury Bonduel Mercedes AMG GT3 EVO  
 PRO Luis Michael Dörrbecker BDR Grupo Prom Racing Team

Nº	In Day Time	In Time	Out Time	Pit Time	T. Pit Time	Handicap	Diff.
1	10:27:25.345	10:27:25.345	10:33:18.476	5:53.131	5:53.131		

**31** Hash Porsche 911 GT3 R (992)  
 PROAM Alex Fontana Car Collection Motorsport

Nº	In Day Time	In Time	Out Time	Pit Time	T. Pit Time	Handicap	Diff.
1	10:24:46.712	10:24:46.712	10:25:36.627	49.915	49.915		
2	10:34:26.412	10:34:26.412	10:35:31.731	1:05.319	1:55.234		

**33** Dean Macdonald McLaren 720S GT3 EVO  
 PRO James Kell Greystone GT

Nº	In Day Time	In Time	Out Time	Pit Time	T. Pit Time	Handicap	Diff.
1	10:22:36.850	10:22:36.850	10:25:04.747	2:27.897	2:27.897		
2	10:32:01.263	10:32:01.263	10:36:12.491	4:11.228	6:39.125		

**51** Carl Bennett Ferrari 296 GT3  
 PRO Tommaso Mosca AF Corse

Nº	In Day Time	In Time	Out Time	Pit Time	T. Pit Time	Handicap	Diff.
1	10:32:35.197	10:32:35.197	10:34:02.822	1:27.625	1:27.625		

**54** Dexter Müller Mercedes AMG GT3 EVO  
 PROAM Yannick Mettler SPS Automotive Performance

Nº	In Day Time	In Time	Out Time	Pit Time	T. Pit Time	Handicap	Diff.
1	10:33:05.575	10:33:05.575	10:35:12.422	2:06.847	2:06.847		

**55** Laurent De Meeus Ferrari 296 GT3  
 PROAM Vincent Abril AF Corse

Nº	In Day Time	In Time	Out Time	Pit Time	T. Pit Time	Handicap	Diff.
1	10:33:49.591	10:33:49.591	10:35:50.777	2:01.186	2:01.186		

**63** Antoine Doquin Lamborghini Huracán GT3 EVO2  
 PRO Artem Petrov Oregon Team

Nº	In Day Time	In Time	Out Time	Pit Time	T. Pit Time	Handicap	Diff.
1	10:31:58.612	10:31:58.612	10:35:23.268	3:24.656	3:24.656		

**65** Heiko Neumann Mercedes AMG GT3 EVO  
 PROAM Lukas Dunner Team Motopark

Nº	In Day Time	In Time	Out Time	Pit Time	T. Pit Time	Handicap	Diff.
1	10:31:06.949	10:31:06.949	10:37:23.389	6:16.440	6:16.440		

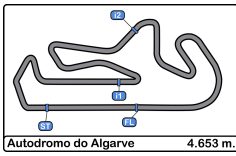
**75** Filip Salaquarda Audi R8 LMS GT3 EVO II  
 PROAM Libor Milota Team ISR

Nº	In Day Time	In Time	Out Time	Pit Time	T. Pit Time	Handicap	Diff.
1	10:25:27.441	10:25:27.441	10:29:59.123	4:31.682	4:31.682		

**79** Johannes Zelger Porsche 911 GT3 R (992)  
 PROAM Fabio Babini Tsunami RT

Nº	In Day Time	In Time	Out Time	Pit Time	T. Pit Time	Handicap	Diff.
1	10:32:43.023	10:32:43.023	10:35:07.070	2:24.047	2:24.047		





**Autodromo Int. do Algarve**  
**International GT Open**  
**Qualifying - 1 Driver - 1**  
**Pit Stop Analysis**



**80** Luca Ludwig Ferrari 488 GT3 Evo  
 PROAM Iván Velasco Mertel Motorsport


Nº	In Day Time	In Time	Out Time	Pit Time	T. Pit Time	Handicap	Diff.
1	10:30:20.909	10:30:20.909	10:35:37.504	5:16.595	5:16.595		

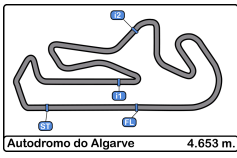
**188** Mark Sansom McLaren 720S GT3 EVO  
 AM Miguel Ramos Garage 59

Nº	In Day Time	In Time	Out Time	Pit Time	T. Pit Time	Handicap	Diff.
1	10:23:00.280	10:23:00.280	10:24:19.929	1:19.649	1:19.649		
2	10:34:47.141	10:34:47.141	10:35:54.500	1:07.359	2:27.008		

**777** Marcin Jedliński Ferrari 296 GT3  
 PROAM Karol Basz Olimp Racing

Nº	In Day Time	In Time	Out Time	Pit Time	T. Pit Time	Handicap	Diff.
1	10:29:34.228	10:29:34.228	10:37:15.139	7:40.911	7:40.911		

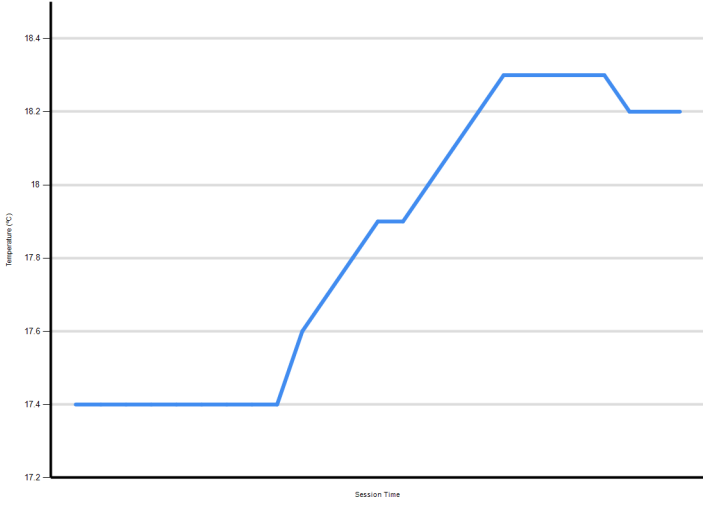




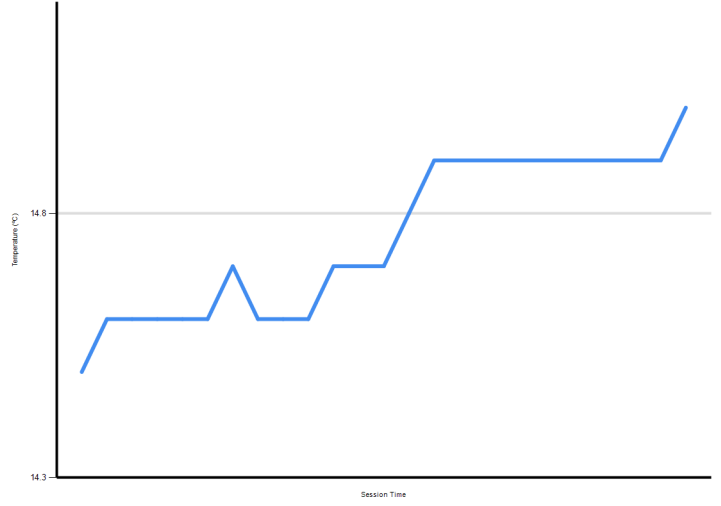
**Autodromo Int. do Algarve**  
**International GT Open**  
**Qualifying - 1 Driver - 1**  
**Weather Report**



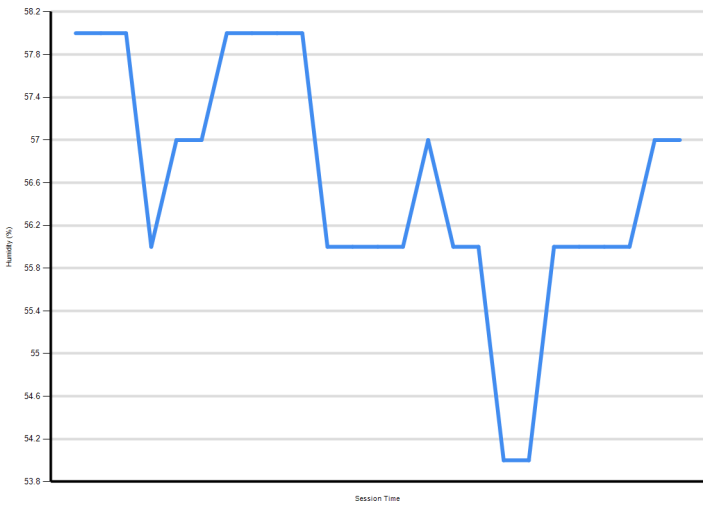
Air Temperature



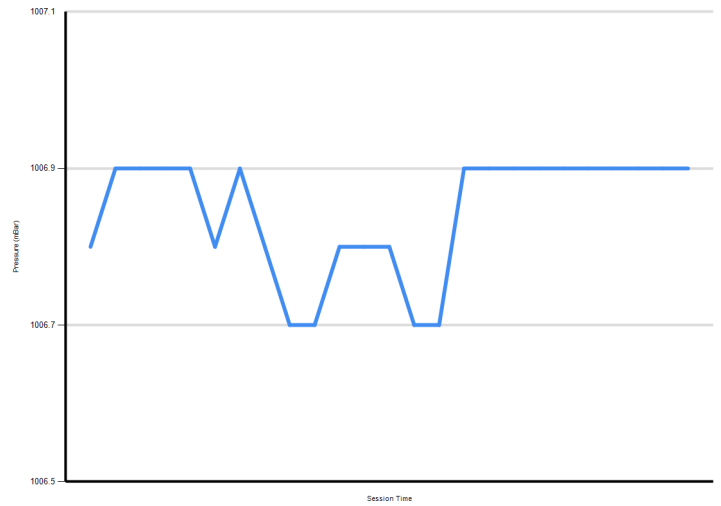
Track Temperature



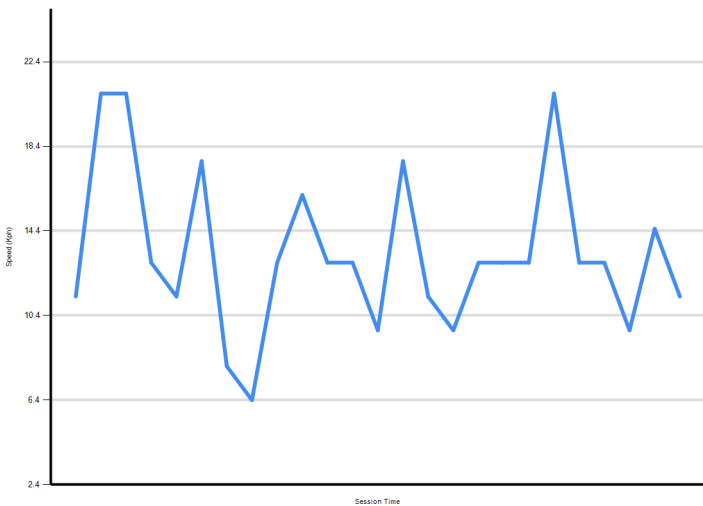
Humidity



Pressure



Wind Speed



Wind direction

