

Autodromo Int. do Algarve
International GT Open
Qualifying - 2 Driver - 2
Provisional Results



Autodromo do Algarve 4.653 m

Cls	Nº	Entrant/Team	Nat	Driver 1	Nat	Driver 2	Nat	Vehicle	Cat	Cls	Laps	Best	Time	Gap	Interval	Km/h
1	31	Car Collection Motorsport	DEU	Hash	USA	Alex Fontana	CHE	Porsche 911 GT3 R (992)	PROAM	1	13	11	1:39.966			167.5
2	20	SPS Automotive Performance	DEU	Valentin Pierburg	DEU	Dominik Baumann	AUT	Mercedes AMG GT3 EVO	PROAM	2	12	8	1:40.234	0.268	0.268	167.1
3	82	GetSpeed	DEU	Marcelo Ramirez	MEX	Ralf Aron	EST	Mercedes AMG GT3 EVO	PRO	1	13	8	1:40.362	0.396	0.128	166.9
4	1	Eastalent Racing	AUT	Simon Reicher	AUT	Christopher Haase	DEU	Audi R8 LMS GT3 EVO II	PRO	2	11	10	1:40.426	0.460	0.064	166.7
5	18	Dinamic GT	ITA	Alexey Nesov	IND	Maksim Kizilov	IND	Porsche 911 GT3 R (992)	PRO	3	10	7	1:40.476	0.510	0.050	166.7
6	65	Team Motopark	DEU	Heiko Neumann	DEU	Lukas Dunner	AUT	Mercedes AMG GT3 EVO	PROAM	3	8	6	1:40.479	0.513	0.003	166.7
7	11	Team Motopark	DEU	Levente Révész	HUN	Matteo Cairoli	ITA	Mercedes AMG GT3 EVO	PRO	4	10	9	1:40.545	0.579	0.066	166.6
8	4	Optimum Motorsport	GBR	Michael Porter	GBR	Zac Meakin	GBR	McLaren 720S GT3 EVO	PRO	5	12	10	1:41.002	1.036	0.457	165.8
9	55	AF Corse	ITA	Laurent De Meeus	BEL	Vincent Abril	FRA	Ferrari 296 GT3	PROAM	4	8	6	1:41.069	1.103	0.067	165.7
10	33	Greystone GT	GBR	Dean Macdonald	GBR	James Kell	GBR	McLaren 720S GT3 EVO	PRO	6	13	11	1:41.086	1.120	0.017	165.7
11	5	Olimp Racing	POL	Stanislaw Jedliński	POL	Krystian Korzeniowski	POL	Ferrari 296 GT3	AM	1	12	11	1:41.171	1.205	0.085	165.5
12	17	Elite Motorsport with Entire Race Engineering	GBR	Tom Lebbon	GBR	Tom Emson	GBR	Ferrari 296 GT3	PRO	7	12	9	1:41.180	1.214	0.009	165.5
13	9	GetSpeed	DEU	Anthony Bartone	USA	Fabian Schiller	DEU	Mercedes AMG GT3 EVO	PRO	8	13	10	1:41.190	1.224	0.010	165.5
14	63	Oregon Team	ITA	Antoine Doquin	FRA	Artem Petrov	ISR	Lamborghini Huracán GT3 EVO2	PRO	9	10	7	1:41.218	1.252	0.028	165.4
15	13	Team Motopark	DEU	Robert Visoiu	DEU	Niklas Krütten	DEU	Mercedes AMG GT3 EVO	PRO	10	10	8	1:41.231	1.265	0.013	165.4
16	79	Tsunami RT	SMR	Johannes Zelger	ITA	Fabio Babini	ITA	Porsche 911 GT3 R (992)	PROAM	5	11	9	1:41.239	1.273	0.008	165.4
17	28	BDR Grupo Prom Racing Team	BEL	Amaury Bonduel	FRA	Luis Michael Dörbbecker	MEX	Mercedes AMG GT3 EVO	PRO	11	11	9	1:41.243	1.277	0.004	165.4
18	51	AF Corse	ITA	Carl Bennett	ITA	Tommaso Mosca	ITA	Ferrari 296 GT3	PRO	12	11	7	1:41.438	1.472	0.195	165.1
19	21	AF Corse	ITA	Gino Forgione	CHE	Michele Rugolo	ITA	Ferrari 296 GT3	AM	2	12	9	1:41.488	1.522	0.050	165.0
20	19	Oregon Team	ITA	Robin Rogalski	POL	Filip Ugran	ROU	Lamborghini Huracán GT3 EVO2	PRO	13	12	10	1:41.571	1.605	0.083	164.9
21	54	CBRX by SPS	DEU	Dexter Müller	CHE	Yannick Mettler	CHE	Mercedes AMG GT3 EVO	PROAM	6	12	9	1:42.599	2.633	1.028	163.2
22	26	Sainteloc Racing	FRA	Michael Blanchemain	FRA	Marcus Páverud	NOR	Audi R8 LMS GT3 EVO II	PROAM	7	14	12	1:42.967	3.001	0.368	162.6
23	80	Mertel Motorsport	DEU	Luca Ludwig	DEU	Iván Velasco	ESP	Ferrari 488 GT3 Evo	PROAM	8	10	8	1:43.111	3.145	0.144	162.4
24	10	Iron Lynx	ITA	Brenton Grove	AUS	Stephen Grove	AUS	Mercedes AMG GT3 EVO	PROAM	9	12	11	1:43.210	3.244	0.099	162.2
25	188	Garage 59	GBR	Mark Sansom	GBR	Miguel Ramos	PRT	McLaren 720S GT3 EVO	AM	3	14	13	1:43.486	3.520	0.276	161.8
26	777	Olimp Racing	POL	Marcin Jedliński	POL	Karol Basz	POL	Ferrari 296 GT3	PROAM	10	11	9	1:43.572	3.606	0.086	161.7
27	108	Vimana by GetSpeed	DEU	Ameerh Naran	DEU			Mercedes AMG GT3 EVO	AM	4	15	10	1:44.794	4.828	1.222	159.8
28	77	BDR Grupo Prom Racing Team	BEL	Alfredo Hernández	MEX			Mercedes AMG GT3 EVO	AM	5	14	13	1:44.880	4.914	0.086	159.7
29	86	Team Thor	ISL	Audunn Gudmundsson	ISL	Thorvaldur Gissurason	ISL	Porsche 911 GT3 R (992)	AM	6	8	7	1:45.620	5.654	0.740	158.5
30	6	GetSpeed	DEU	Steve Jans	LUX	Aaron Walker	GBR	Mercedes AMG GT3 EVO	PROAM	11	2	1	9:02:08.88	9:00:28.9	9:00:23.2	00.0

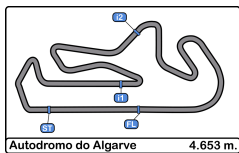
Published at:.....

Track Temp: 15.9 °C Air Temp: 22.6 °C Humidity: 43 % Track Status: DRY

Race Director: Alessandro Ferrari

Timekeeper: Luis Garcia





Autodromo Int. do Algarve
International GT Open
Qualifying - 2 Driver - 2
Track Limit



The Stewards, having received a report from Race Director, have considered the following matter and determine the following:

Session Qualifying - 2 Driver - 2
Fact The cars below did not use the track at the turns listed below

Infringement Breach of Appendix L Chapter IV Article 2 c) of the FIA International Sporting Code and Article 19.4/19.5 of the Sporting Regulations.

Decision Deletion of the lap times shown in accordance with Article 12.4.1.e of the FIA International Sporting Code.

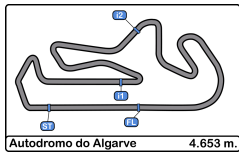
Note

- Certain decisions of the Stewards are subject to appeal (Article 15 of the FIA International Sporting Code).
- These penalties are not subject to appeal Article.12.3.4 of the FIA International Sporting Code and Article 16.5 of the Sporting Regulations.
- According to Article.12.3.3.b of the FIA International Sporting Code these decisions become immediately binding even in case of an appeal.

Ord	Turn	Nº Driver	Entrant/Team	Time of Day	Lap Time
1	1	33 Macdonald - Kell	Greystone GT	9:03:41.112	1:51.009
2	4	31 Hash - Fontana	Car Collection Motorsport	9:03:47.481	1:42.626
3	1	10 Grove - Grove	Iron Lynx	9:03:49.828	1:55.003
4	1	26 Blanchemain - Páverud	Sainteloc Racing	9:04:01.501	1:54.898
5	1	188 Sansom - Ramos	Garage 59	9:04:05.804	1:58.222
6	4	13 Visoiu - Krütten	Team Motopark	9:04:23.939	1:42.084
7	1	5 Jedliński - Korzeniowski	Olimp Racing	9:04:59.610	1:46.352
8	1	86 Gudmundsson - Gissurarson	Team Thor	9:05:07.261	1:48.546
9	5	1 Reicher - Haase	Eastalent Racing	9:05:23.485	1:42.493
10	14	80 Ludwig - Velasco	Mertel Motorsport	9:05:32.524	1:45.334
11	4	51 Bennett - Mosca	AF Corse	9:05:35.013	1:42.896
12	1	4 Porter - Meakin	Optimum Motorsport	9:06:25.502	1:45.554
13	5	6 Jans - Walker	GetSpeed	9:06:43.906	4:35.024
14	1	26 Blanchemain - Páverud	Sainteloc Racing	9:06:58.165	2:56.664
15	15	19 Rogalski - Ugran	Oregon Team	9:07:01.752	1:42.794
16	5	1 Reicher - Haase	Eastalent Racing	9:07:11.526	1:48.041
17	1	80 Ludwig - Velasco	Mertel Motorsport	9:07:16.449	1:43.925
18	1	11 Révész - Cairoli	Team Motopark	9:07:19.840	1:42.778
19	1	63 Doquin - Petrov	Oregon Team	9:07:35.850	1:43.300
20	4	4 Porter - Meakin	Optimum Motorsport	9:08:08.016	1:42.514
21	4	10 Grove - Grove	Iron Lynx	9:08:19.045	1:43.948
22	1	5 Jedliński - Korzeniowski	Olimp Racing	9:08:25.182	1:42.088
23	1	86 Gudmundsson - Gissurarson	Team Thor	9:08:41.353	1:47.040
24	4	26 Blanchemain - Páverud	Sainteloc Racing	9:08:41.652	1:43.487
25	15	19 Rogalski - Ugran	Oregon Team	9:08:44.558	1:42.806
26	5	21 Forgione - Rugolo	AF Corse	9:08:46.662	1:42.121
27	5	18 Nesov - Kizilov	Dinamic GT	9:09:12.201	1:41.140
28	5	63 Doquin - Petrov	Oregon Team	9:09:17.813	1:41.963
29	1	108 Ameerh Naran	Vimana by GetSpeed	9:09:25.956	1:46.531
30	1	82 Ramirez - Aron	GetSpeed	9:09:33.672	1:40.822
31	1	9 Bartone - Schiller	GetSpeed	9:09:49.164	1:44.651
32	1	4 Porter - Meakin	Optimum Motorsport	9:09:49.762	1:41.746
33	1	33 Macdonald - Kell	Greystone GT	9:10:06.670	1:42.406
34	1	188 Sansom - Ramos	Garage 59	9:10:15.717	1:44.153
35	1	19 Rogalski - Ugran	Oregon Team	9:10:30.450	1:45.892
36	5	17 Lebbon - Emson	Elite Motorsport with Entire Race Engineering	9:10:35.082	1:42.299
37	1	21 Forgione - Rugolo	AF Corse	9:10:41.123	1:54.461
38	1	63 Doquin - Petrov	Oregon Team	9:11:07.923	1:50.110
39	4	54 Müller - Mettler	CBRX by SPS	9:11:19.212	1:43.969

The Stewards:





Autodromo Int. do Algarve
International GT Open
Qualifying - 2 Driver - 2
Track Limit



The Stewards, having received a report from Race Director, have considered the following matter and determine the following:

Session Qualifying - 2 Driver - 2
Fact The cars below did not use the track at the turns listed below

Infringement Breach of Appendix L Chapter IV Article 2 c) of the FIA International Sporting Code and Article 19.4/19.5 of the Sporting Regulations.

Decision Deletion of the lap times shown in accordance with Article 12.4.1.e of the FIA International Sporting Code.

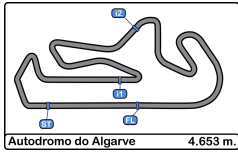
Note

- Certain decisions of the Stewards are subject to appeal (Article 15 of the FIA International Sporting Code).
- These penalties are not subject to appeal Article.12.3.4 of the FIA International Sporting Code and Article 16.5 of the Sporting Regulations.
- According to Article.12.3.3.b of the FIA International Sporting Code these decisions become immediately binding even in case of an appeal.

Ord	Turn	Nº Driver	Entrant/Team	Time of Day	Lap Time
40	1	4 Porter - Meakin	Optimum Motorsport	9:11:37.823	1:48.061
41	4	10 Grove - Grove	Iron Lynx	9:11:47.228	1:43.814
42	1	86 Gudmundsson - Gissurarson	Team Thor	9:12:25.945	1:51.911
43	5	18 Nesov - Kizilov	Dinamic GT	9:12:39.245	1:46.226
44	1	33 Macdonald - Kell	Greystone GT	9:13:29.500	1:41.086
45	4	108 Ameerh Naran	Vimana by GetSpeed	9:14:45.381	1:45.714
46	4	80 Ludwig - Velasco	Mertel Motorsport	9:15:19.484	5:58.568
47	4	777 Jedliński - Basz	Olimp Racing	9:15:58.668	1:53.014
48	4	86 Gudmundsson - Gissurarson	Team Thor	9:16:06.322	1:54.757
49	1	80 Ludwig - Velasco	Mertel Motorsport	9:17:02.751	1:43.267
50	4	4 Porter - Meakin	Optimum Motorsport	9:17:27.708	1:41.604
51	1	188 Sansom - Ramos	Garage 59	9:18:19.299	2:38.555
52	1	26 Blanchemain - Pâverud	Sainteloc Racing	9:19:19.367	1:42.795
53	5	17 Lebbon - Emson	Elite Motorsport with Endre Race Engineering	9:19:31.426	1:41.181
54	1	5 Jedliński - Korzeniowski	Olimp Racing	9:19:41.610	1:50.520
55	1	63 Doquin - Petrov	Oregon Team	9:19:41.664	1:41.176
56	1	19 Rogalski - Ugran	Oregon Team	9:19:44.367	1:42.662
57	1	108 Ameerh Naran	Vimana by GetSpeed	9:20:00.223	1:44.658
58	1	188 Sansom - Ramos	Garage 59	9:20:02.724	1:43.425
59	1	33 Macdonald - Kell	Greystone GT	9:20:57.658	1:42.614
60	4	82 Ramirez - Aron	GetSpeed	9:21:02.120	1:40.484
61	1	26 Blanchemain - Pâverud	Sainteloc Racing	9:21:03.538	1:44.171
62	1	55 De Meeus - Abril	AF Corse	9:21:10.210	1:54.355
63	1	108 Ameerh Naran	Vimana by GetSpeed	9:21:44.277	1:44.054
64	1	188 Sansom - Ramos	Garage 59	9:21:46.174	1:43.450
65	5	80 Ludwig - Velasco	Mertel Motorsport	9:22:12.538	1:43.320
66	5	31 Hash - Fontana	Car Collection Motorsport	9:22:24.308	1:40.183
67	4	28 Bonduel - Dörrbecker	BDR Grupo Prom Racing Team	9:22:28.924	1:41.211
68	15	33 Macdonald - Kell	Greystone GT	9:22:38.862	1:41.204
69	5	77 Alfredo Hernández	BDR Grupo Prom Racing Team	9:22:51.302	1:51.196
70	1	55 De Meeus - Abril	AF Corse	9:23:02.525	1:52.315
71	4	19 Rogalski - Ugran	Oregon Team	9:23:08.963	1:43.025
72	4	777 Jedliński - Basz	Olimp Racing	9:23:12.720	1:43.342
73	1	108 Ameerh Naran	Vimana by GetSpeed	9:23:28.347	1:44.070
74	1	188 Sansom - Ramos	Garage 59	9:23:31.887	1:45.713
75	1	79 Zelger - Babini	Tsunami RT	9:23:45.304	1:47.780
76	5	9 Bartone - Schiller	GetSpeed	9:23:48.190	1:41.306
77	1	4 Porter - Meakin	Optimum Motorsport	9:24:14.080	1:41.311
78	1	28 Bonduel - Dörrbecker	BDR Grupo Prom Racing Team	9:24:23.603	1:54.679

The Stewards:





Autodromo Int. do Algarve
International GT Open
Qualifying - 2 Driver - 2
Track Limit



The Stewards, having received a report from Race Director, have considered the following matter and determine the following:

Session Qualifying - 2 Driver - 2

Fact The cars below did not use the track at the turns listed below

Infringement Breach of Appendix L Chapter IV Article 2 c) of the FIA International Sporting Code and Article 19.4/19.5 of the Sporting Regulations.

Decision Deletion of the lap times shown in accordance with Article 12.4.1.e of the FIA International Sporting Code.

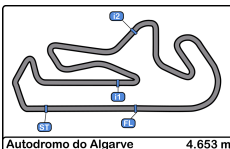
Note

- Certain decisions of the Stewards are subject to appeal (Article 15 of the FIA International Sporting Code).
- These penalties are not subject to appeal Article.12.3.4 of the FIA International Sporting Code and Article 16.5 of the Sporting Regulations.
- According to Article.12.3.3.b of the FIA International Sporting Code these decisions become immediately binding even in case of an appeal.

Ord	Turn	Nº Driver	Entrant/Team	Time of Day	Lap Time
79	4	77 Alfredo Hernández	BDR Grupo Prom Racing Team	9:24:36.936	1:45.634
80	5	51 Bennett - Mosca	AF Corse	9:24:47.436	1:41.603
81	5	18 Nesov - Kizilov	Dinamic GT	9:24:49.328	1:40.382
82	4	108 Ameerh Naran	Vimana by GetSpeed	9:25:12.855	1:44.508
83	4	26 Blanchemain - Páverud	Sainteloc Racing	9:26:12.424	1:42.684

The Stewards:





Autodromo Int. do Algarve
International GT Open
Qualifying - 2 Driver - 2
Provisional Results by Category



PROAM																
Cls	Nº	Entrant/Team	Nat	Driver 1	Nat	Driver 2	Nat	Vehicle	Cat	Cls	Laps	Best	Time	Gap	Interval	Km/h
1	31	Car Collection Motorsport	DEU	Hash	USA	Alex Fontana	CHE	Porsche 911 GT3 R (992)	PROAM	1	13	11	1:39.966			167.5
2	20	SPS Automotive Performance	DEU	Valentin Pierburg	DEU	Dominik Baumann	ITA	Mercedes AMG GT3 EVO	PROAM	2	12	8	1:40.234	0.268	0.268	167.1
3	65	Team Motopark	DEU	Heiko Neumann	DEU	Lukas Dunner	ITA	Mercedes AMG GT3 EVO	PROAM	3	8	6	1:40.479	0.513	0.245	166.7
4	55	AF Corse	ITA	Laurent De Meeus	BEL	Vincent Abril	FRA	Ferrari 296 GT3	PROAM	4	8	6	1:41.069	1.103	0.590	165.7
5	79	Tsunami RT	SMR	Johannes Zelger	ITA	Fabio Babini	ITA	Porsche 911 GT3 R (992)	PROAM	5	11	9	1:41.239	1.273	0.170	165.4
6	54	CBRX by SPS	DEU	Dexter Müller	CHE	Yannick Mettler	CHE	Mercedes AMG GT3 EVO	PROAM	6	12	9	1:42.599	2.633	1.360	163.2
7	26	Sainteloc Racing	FRA	Michael Blanchemain	FRA	Marcus Páverud	NOR	Audi R8 LMS GT3 EVO II	PROAM	7	14	12	1:42.967	3.001	0.368	162.6
8	80	Mertel Motorsport	DEU	Luca Ludwig	DEU	Iván Velasco	ESP	Ferrari 488 GT3 Evo	PROAM	8	10	8	1:43.111	3.145	0.144	162.4
9	10	Iron Lynx	ITA	Brenton Grove	AUS	Stephen Grove	AUS	Mercedes AMG GT3 EVO	PROAM	9	12	11	1:43.210	3.244	0.099	162.2
10	777	Olimp Racing	POL	Marcin Jedliński	POL	Karol Basz	POL	Ferrari 296 GT3	PROAM	10	11	9	1:43.572	3.606	0.362	161.7
11	6	GetSpeed	DEU	Steve Jans	LUX	Aaron Walker	GBR	Mercedes AMG GT3 EVO	PROAM	11	2	1	9:02:08.88	9:00:28.9	9:00:25.3	00.0

PRO																
Cls	Nº	Entrant/Team	Nat	Driver 1	Nat	Driver 2	Nat	Vehicle	Cat	Cls	Laps	Best	Time	Gap	Interval	Km/h
1	82	GetSpeed	DEU	Marcelo Ramírez	MEX	Ralf Aron	EST	Mercedes AMG GT3 EVO	PRO	1	13	8	1:40.362			166.9
2	1	Eastalent Racing	ITA	Simon Reicher	AUT	Christopher Haase	DEU	Audi R8 LMS GT3 EVO II	PRO	2	11	10	1:40.426	0.064	0.064	166.7
3	18	Dinamic GT	ITA	Alexey Nesov	MDA	Maksim Kizilov	ITA	Porsche 911 GT3 R (992)	PRO	3	10	7	1:40.476	0.114	0.050	166.7
4	11	Team Motopark	DEU	Levente Révész	HUN	Matteo Cairoli	ITA	Mercedes AMG GT3 EVO	PRO	4	10	9	1:40.545	0.183	0.069	166.6
5	4	Optimum Motorsport	GBR	Michael Porter	GBR	Zac Meakin	GBR	McLaren 720S GT3 EVO	PRO	5	12	10	1:41.002	0.640	0.457	165.8
6	33	Greystone GT	GBR	Dean Macdonald	GBR	James Kell	GBR	McLaren 720S GT3 EVO	PRO	6	13	11	1:41.086	0.724	0.084	165.7
7	17	Elite Motorsport with Entire Race Engineering	GBR	Tom Lebbon	GBR	Tom Emson	GBR	Ferrari 296 GT3	PRO	7	12	9	1:41.180	0.818	0.094	165.5
8	9	GetSpeed	DEU	Anthony Bartone	USA	Fabian Schiller	DEU	Mercedes AMG GT3 EVO	PRO	8	13	10	1:41.190	0.828	0.010	165.5
9	63	Oregon Team	ITA	Antoine Doquin	FRA	Artem Petrov	ISR	Lamborghini Huracán GT3 EVO2	PRO	9	10	7	1:41.218	0.856	0.028	165.4
10	13	Team Motopark	DEU	Robert Visoiu	ROU	Niklas Krütten	DEU	Mercedes AMG GT3 EVO	PRO	10	10	8	1:41.231	0.869	0.013	165.4
11	28	BDR Grupo Prom Racing Team	BEL	Amaury Bonduel	FRA	Luis Michael Dörrbecker	MEX	Mercedes AMG GT3 EVO	PRO	11	11	9	1:41.243	0.881	0.012	165.4
12	51	AF Corse	ITA	Carl Bennett	ITA	Tommaso Mosca	ITA	Ferrari 296 GT3	PRO	12	11	7	1:41.438	1.076	0.195	165.1
13	19	Oregon Team	ITA	Robin Rogalski	POL	Filip Ugran	ROU	Lamborghini Huracán GT3 EVO2	PRO	13	12	10	1:41.571	1.209	0.133	164.9

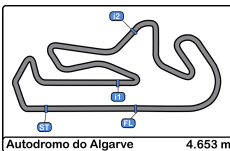
AM																
Cls	Nº	Entrant/Team	Nat	Driver 1	Nat	Driver 2	Nat	Vehicle	Cat	Cls	Laps	Best	Time	Gap	Interval	Km/h
1	5	Olimp Racing	POL	Stanislaw Jedliński	POL	Krzysztof Korzeniowski	POL	Ferrari 296 GT3	AM	1	12	11	1:41.171			165.5
2	21	AF Corse	ITA	Gino Forgione	CHE	Michele Rugolo	ITA	Ferrari 296 GT3	AM	2	12	9	1:41.488	0.317	0.317	165.0
3	188	Garage 59	GBR	Mark Sansom	GBR	Miguel Ramos	PRT	McLaren 720S GT3 EVO	AM	3	14	13	1:43.486	2.315	1.998	161.8

Published at:.....

Track Temp: 15.9 °C Air Temp: 22.6 °C Humidity: 43 % Track Status: DRY

Race Director: Alessandro Ferrari	Timekeeper: Luis Garcia
--	--------------------------------





Autodromo Int. do Algarve
International GT Open
Qualifying - 2 Driver - 2
Provisional Results by Category



Autodromo do Algarve 4.653 m.

AM																
Cls	Nº	Entrant/Team	Nat	Driver 1	Nat	Driver 2	Nat	Vehicle	Cat	Cls	Laps	Best	Time	Gap	Interval	Km/h
4	108	Vimana by GetSpeed		Ameerh Naran				Mercedes AMG GT3 EVO	AM	4	15	10	1:44.794	3.623	1.308	159.8
5	77	BDR Grupo Prom Racing Team		Alfredo Hernández				Mercedes AMG GT3 EVO	AM	5	14	13	1:44.880	3.709	0.086	159.7
6	86	Team Thor		Audunn Gudmundsson		Thorvaldur Gissurarson		Porsche 911 GT3 R (992)	AM	6	8	7	1:45.620	4.449	0.740	158.5

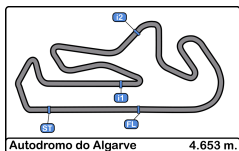
Published at:.....

Track Temp: 15.9 °C Air Temp: 22.6 °C Humidity: 43 % Track Status: DRY

Race Director: Alessandro Ferrari

Timekeeper: Luis Garcia



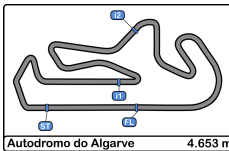


Autodromo Int. do Algarve
International GT Open
Qualifying - 2 Driver - 2
Lap Analysis



1							9										
Simon Reicher							Audi R8 LMS GT3 EVO II										
PRO Christopher Haase							Eastalent Racing										
Lap	D	Time	Sector 1	Sector 2	Sector 3	T. Spd	Elapsed	Lap	D	Time	Sector 1	Sector 2	Sector 3	T. Spd	Elapsed		
1	2	9:03:40.992	9:02:16.326	35.073	49.593		9:03:40.992	1	1	9:02:05.947	9:00:43.175	35.983	46.789		9:02:05.947		
2	2	4:42.493	32.352	32.286	37.855	262.1	9:05:23.485	2	1	4:16.381	3:05.011	33.204	38.166		9:06:22.328		
3	2	4:49.044 P	32.262	32.353	43.426	264.0	9:07:11.526	3	1	1:42.185	32.195	32.548	37.442	259.6	9:08:04.513		
4	2	4:18.371	3:00.825	38.985	38.561		9:11:29.897	4	1	4:44.654	33.060	33.425	38.166	262.7	9:09:49.164		
5	2	1:40.701	31.759	31.788	37.154	263.4	9:13:10.598	5	1	1:41.925	32.004	32.478	37.443	262.7	9:11:31.089		
6	2	1:40.643	31.619	31.784	37.240	265.3	9:14:51.241	6	1	1:41.909	31.949	32.510	37.450	264.0	9:13:12.998		
7	2	1:57.052	P	33.403	36.003	47.646	264.7	9:16:48.293	7	1	1:52.092	P	32.747	33.813	45.532	262.7	9:15:05.090
8	2	5:34.198	4:19.006	35.031	40.161		9:22:22.491	8	1	3:38.764	2:27.329	32.996	38.439		9:18:43.854		
9	2	1:41.808	31.662	31.988	38.158	264.0	9:24:04.299	9	1	1:41.840	32.181	32.539	37.120	258.9	9:20:25.694		
10	2	1:40.426	31.611	31.653	37.162	265.3	9:25:44.725	10	1	1:41.190	31.913	32.114	37.163	262.7	9:22:06.884		
11	2	2:03.877	P	35.431	37.978	50.468	266.0	9:27:48.602	11	1	4:41.306	31.854	32.230	37.222	264.7	9:23:48.190	
4							12										
Michael Porter							McLaren 720S GT3 EVO										
PRO Zac Meakin							Optimum Motorsport										
Lap	D	Time	Sector 1	Sector 2	Sector 3	T. Spd	Elapsed	Lap	D	Time	Sector 1	Sector 2	Sector 3	T. Spd	Elapsed		
1	2	9:04:39.948	9:03:27.979	33.937	38.032		9:04:39.948	12	1	1:41.421	31.819	32.231	37.371	264.7	9:25:29.611		
2	2	4:46.554	32.324	33.144	40.086	260.2	9:06:25.502	13	1	2:02.215	P	34.745	37.666	49.804	256.5	9:27:31.826	
3	2	4:42.544	32.218	32.692	37.604	261.5	9:08:08.016	10									
4	2	4:41.746	31.911	32.336	37.499	263.4	9:09:49.762	Brenton Grove									
5	2	4:48.064 P	32.175	32.562	43.324	264.0	9:11:37.823	Mercedes AMG GT3 EVO									
6	2	4:08.281	2:50.482	37.479	40.320		9:15:46.104	PROAM Stephen Grove									
7	2	4:41.604	32.071	32.258	37.275	262.1	9:17:27.708	Iron Lynx									
8	2	1:43.037	32.117	32.606	38.314	263.4	9:19:10.745	Lap <th>D</th> <th>Time</th> <th>Sector 1</th> <th>Sector 2</th> <th>Sector 3</th> <th>T. Spd</th> <th>Elapsed</th>	D	Time	Sector 1	Sector 2	Sector 3	T. Spd	Elapsed		
9	2	1:41.022	31.889	31.901	37.232	262.7	9:20:51.767	1	2	9:01:54.825	9:00:36.484	37.217	41.124		9:01:54.825		
10	2	1:41.002	31.817	31.939	37.246	264.0	9:22:32.769	2	2	4:55.003 P	34.760	33.942	46.301	219.0	9:03:49.828		
11	2	4:41.344	31.801	32.040	37.470	263.4	9:24:14.080	3	2	2:45.269	1:31.885	33.431	39.953		9:06:35.097		
12	2	1:46.798	P	31.827	32.046	42.925	263.4	9:26:00.878	4	2	4:43.948	32.667	33.067	38.214	256.5	9:08:19.045	
5							11										
Stanislaw Jedliński							Ferrari 296 GT3										
AM Krystian Korzeniowski							Olimp Racing										
Lap	D	Time	Sector 1	Sector 2	Sector 3	T. Spd	Elapsed	Lap	D	Time	Sector 1	Sector 2	Sector 3	T. Spd	Elapsed		
1	2	9:03:13.258	9:01:58.414	34.587	40.257		9:03:13.258	5	2	1:44.369	32.585	33.417	38.367	257.7	9:10:03.414		
2	2	4:46.352	32.474	32.470	41.408	261.5	9:04:59.610	6	2	4:43.844	32.629	33.071	38.114	257.7	9:11:47.228		
3	2	1:43.484	32.350	32.462	38.672	263.4	9:06:43.094	7	2	1:52.151	P	33.058	33.680	45.413	258.9	9:13:39.379	
4	2	4:42.088	32.116	32.309	37.663	262.1	9:08:25.182	8	2	2:43.870	1:30.397	33.297	40.176		9:16:23.249		
5	2	1:47.844	P	32.112	32.261	43.471	265.3	9:10:13.026	9	2	1:43.507	32.604	32.834	38.069	257.1	9:18:06.756	
6	2	4:15.113	2:57.751	37.394	39.968		9:14:28.139	10	2	1:43.603	32.547	32.997	38.059	264.7	9:19:50.359		
7	2	1:41.418	31.920	32.259	37.239	263.4	9:16:09.557	11	2	1:43.210	32.370	32.762	38.078	256.5	9:21:33.569		
8	2	1:41.533	31.900	32.213	37.420	262.1	9:17:51.090	12	2	1:54.059	P	32.513	33.103	48.443	260.8	9:23:27.628	
9	2	4:50.520 P	32.566	32.553	45.401	265.3	9:19:41.610	11									
10	2	3:45.123	2:30.270	33.402	41.451		9:23:26.733	Levente Révész									
11	2	1:41.171	31.843	32.127	37.201	264.0	9:25:07.904	Mercedes AMG GT3 EVO									
12	2	1:52.608	P	31.947	34.078	46.583	264.0	9:27:00.512	PRO Matteo Cairoli								
6							11										
Steve Jans							Mercedes AMG GT3 EVO										
PROAM Aaron Walker							Team Motopark										
Lap	D	Time	Sector 1	Sector 2	Sector 3	T. Spd	Elapsed	Lap	D	Time	Sector 1	Sector 2	Sector 3	T. Spd	Elapsed		
1	2	9:02:08.882	P	9:00:45.467	34.972	48.443	9:02:08.882	1	1	9:02:11.159	9:00:51.713	39.831	39.615		9:02:11.159		
2	2	4:35.024 P	2:56.808	32.904	1:05.312		9:06:43.906	2	1	1:44.442	32.180	32.609	39.653	263.4	9:03:55.601		



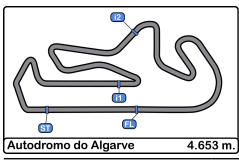


Autodromo Int. do Algarve
International GT Open
Qualifying - 2 Driver - 2
Lap Analysis



13							19						
PRO							PRO						
Lap	D	Time	Sector 1	Sector 2	Sector 3	T. Spd	Lap	D	Time	Sector 1	Sector 2	Sector 3	T. Spd
Robert Visoiu Mercedes AMG GT3 EVO							Robin Rogalski Lamborghini Huracán GT3 EVO2						
Niklas Krütten Team Motopark							Filip Ugran Oregon Team						
1	1	9:02:41.855	9:01:25.859	37.280	38.716	9:02:41.855	1	1	9:03:34.766	9:02:14.964	35.804	43.998	9:03:34.766
2	1	1:42.084	32.125	32.585	37.374	260.8	2	1	1:44.192	33.135	33.124	37.933	255.9
3	1	1:42.061	32.248	32.426	37.387	264.0	3	1	1:42.794	32.360	32.405	38.029	258.9
4	1	1:41.749	31.884	32.317	37.548	264.7	4	1	1:42.806	32.321	32.527	37.958	260.2
5	1	1:51.135 P	32.064	32.723	46.348	264.7	5	1	1:45.892	33.180	33.555	39.157	260.8
6	1	10:54.867	9:35.596	35.826	43.445	9:20:33.751	6	1	1:42.522	32.227	32.611	37.684	259.6
7	1	1:43.439	31.939	32.520	38.980	261.5	7	1	1:52.208 P	33.026	33.973	45.209	260.2
8	1	1:41.231	31.883	32.291	37.057	262.7	8	1	3:56.525	2:46.305	32.638	37.582	9:18:01.705
9	1	1:41.398	31.934	32.397	37.067	263.4	9	1	1:43.662	32.572	32.323	37.767	260.2
10	1	1:57.117 P	33.807	35.179	48.131	264.0	10	1	1:41.571	31.954	32.127	37.490	260.8
17							20						
PRO							PROAM						
Tom Lebbon Ferrari 296 GT3							Valentin Pierburg Mercedes AMG GT3 EVO						
Tom Emson Elite Motorsport							Dominik Baumann SPS Automotive Performance						
Lap	D	Time	Sector 1	Sector 2	Sector 3	T. Spd	Lap	D	Time	Sector 1	Sector 2	Sector 3	T. Spd
1	2	9:02:09.086	9:00:49.958	37.911	41.217	9:02:09.086	1	2	9:02:13.610	9:00:57.833	34.813	40.964	9:02:13.610
2	2	1:58.385 P	35.123	34.984	48.278	240.0	2	2	1:52.765 P	33.072	32.934	46.759	260.8
3	2	3:03.506	1:46.363	35.601	41.542	9:07:10.977	3	2	3:21.189	2:06.988	33.703	40.498	9:07:27.564
4	2	1:41.806	32.108	32.421	37.277	262.7	4	2	1:40.779	31.772	32.182	36.825	262.7
5	2	1:42.299	32.201	32.490	37.608	262.7	5	2	1:40.685	31.768	31.988	36.929	264.0
6	2	1:47.530 P	32.155	32.404	42.971	262.1	6	2	1:52.919 P	33.024	33.515	46.380	266.0
7	2	5:27.633	4:11.752	37.454	38.427	9:17:50.245	7	2	6:58.602	5:43.462	34.081	41.059	9:19:40.549
8	2	1:41.184	31.932	32.182	37.067	264.0	8	2	1:40.234	31.727	31.959	36.548	262.1
9	2	1:41.180	31.867	32.298	37.015	263.4	9	2	1:44.350	31.694	31.990	40.666	264.7
10	2	1:47.932	32.997	33.848	41.087	265.3	10	2	1:40.429	31.589	31.999	36.841	263.4
11	2	1:41.847	31.973	32.270	37.604	262.7	11	2	1:40.462	31.696	31.905	36.861	265.3
12	2	1:55.404 P	32.390	35.935	47.079	262.1	12	2	2:02.703 P	33.873	35.813	53.017	264.0
18							21						
PRO							AM						
Alexey Nesov Porsche 911 GT3 R (992)							Gino Forgione Ferrari 296 GT3						
Maksim Kizilov Dinamic GT							Michele Rugolo AF Corse						
Lap	D	Time	Sector 1	Sector 2	Sector 3	T. Spd	Lap	D	Time	Sector 1	Sector 2	Sector 3	T. Spd
1	1	9:07:31.061	9:06:17.106	33.342	40.613	9:07:31.061	1	2	9:03:25.075	9:02:09.139	34.758	41.178	9:03:25.075
2	1	1:41.140	31.916	32.062	37.162	266.0	2	2	1:42.816	32.417	32.496	37.903	260.2
3	1	1:40.818	31.711	31.987	37.120	266.0	3	2	1:56.650	36.679	38.465	41.506	250.0
4	1	1:46.226 P	31.748	32.034	42.444	266.0	4	2	1:42.124	32.125	32.362	37.634	262.1
5	1	7:04.762	5:47.362	33.983	43.417	9:19:44.007	5	2	1:54.464	35.392	37.003	42.066	263.4
6	1	1:44.463	33.118	33.500	37.845	264.7	6	2	1:41.772	32.001	32.261	37.510	262.1
7	1	1:40.476	31.710	31.758	37.008	266.0	7	2	1:52.895 P	32.379	33.751	46.765	262.7
8	1	1:40.382	31.560	31.845	36.977	265.3	8	2	3:28.043	2:11.118	34.666	42.259	9:17:43.833
9	1	1:40.524	31.624	31.873	37.027	266.0	9	2	1:41.488	31.977	32.062	37.449	262.1
10	1	2:11.590 P	35.253	36.445	59.892	262.1	10	2	1:41.515	31.891	32.147	37.477	262.1
							11	2	1:50.575	37.721	33.670	39.184	239.4
							12	2	1:53.390 P	32.017	32.763	48.610	261.5





Autodromo Int. do Algarve

International GT Open

Qualifying - 2 Driver - 2



26 Michael Blanchemain Audi R8 LMS GT3 EVO II **33** Dean Macdonald McLaren 720S GT3 EVO

PROAM Marcus Pãverud Saineloc Racing							PRO James Kell Greystone GT								
Lap	D	Time	Sector 1	Sector 2	Sector 3	T. Spd	Elapsed	Lap	D	Time	Sector 1	Sector 2	Sector 3	T. Spd	Elapsed
1	1	9:02:06.603	9:00:49.517	36.124	40.962		9:02:06.603	1	2	9:01:50.103	9:00:37.655	34.064	38.384		9:01:50.103
2	1	4:54.898 P	33.790	33.832	47.276	258.9	9:04:01.501	2	2	4:54.009 P	33.386	33.031	44.592	260.2	9:03:41.112
3	1	2:56.664	1:44.625	33.289	38.750		9:06:58.165	3	2	4:43.152	3:28.654	35.392	39.106		9:08:24.264
4	1	4:43.487	32.450	32.746	38.291	262.1	9:08:41.652	4	2	4:42.406	32.142	32.416	37.848	262.1	9:10:06.670
5	1	1:44.319	32.793	32.921	38.605	262.7	9:10:25.971	5	2	1:41.744	32.104	32.277	37.363	263.4	9:11:48.414
6	1	1:43.305	32.505	32.721	38.079	262.7	9:12:09.276	6	2	4:44.096	31.814	32.036	37.236	265.3	9:13:29.500
7	1	1:52.400 P	32.848	33.518	46.034	260.2	9:14:01.676	7	2	1:47.057 P	31.984	32.117	42.956	262.7	9:15:16.557
8	1	3:34.896	2:24.095	32.750	38.051		9:17:36.572	8	2	3:58.487	2:45.427	34.601	38.459		9:19:15.044
9	1	4:42.795	32.089	32.494	38.212	263.4	9:19:19.367	9	2	4:42.614	32.174	32.936	37.504	265.3	9:20:57.658
10	1	4:44.171	32.320	32.548	39.303	264.0	9:21:03.538	10	2	4:41.204	31.885	31.958	37.361	264.7	9:22:38.862
11	1	1:43.235	32.488	32.569	38.178	266.0	9:22:46.773	11	2	1:41.086	31.879	32.099	37.108	260.8	9:24:19.948
12	1	1:42.967	32.140	32.553	38.274	264.0	9:24:29.740	12	2	1:41.088	31.884	32.039	37.165	263.4	9:26:01.036
13	1	4:42.684	32.178	32.462	38.044	263.4	9:26:12.424	13	2	1:51.661 P	32.624	33.635	45.402	264.0	9:27:52.697
14	1	1:56.605 P	33.387	34.787	48.431	263.4	9:28:09.029								

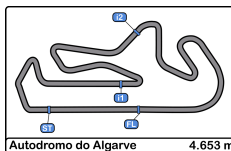
28 Amaury Bonduel Mercedes AMG GT3 EVO **51** Carl Bennett Ferrari 296 GT3

PRO Luis Michael Dörrbecker BDR Grupo Prom Racing Team							PRO Tommaso Mosca AF Corse								
Lap	D	Time	Sector 1	Sector 2	Sector 3	T. Spd	Elapsed	Lap	D	Time	Sector 1	Sector 2	Sector 3	T. Spd	Elapsed
1	1	9:01:55.098	9:00:41.978	34.370	38.750		9:01:55.098	1	1	9:03:52.117	9:02:37.588	34.972	39.557		9:03:52.117
2	1	1:49.920 P	32.734	32.957	44.229	258.9	9:03:45.018	2	1	4:42.896	32.346	32.411	38.139	264.0	9:05:35.013
3	1	3:29.644	2:13.665	34.498	41.481		9:07:14.662	3	1	1:46.160	32.317	34.153	39.690	265.3	9:07:21.173
4	1	1:41.684	32.101	32.229	37.354	262.1	9:08:56.346	4	1	1:42.093	32.078	32.183	37.832	266.0	9:09:03.266
5	1	1:52.197	32.273	32.839	47.085	261.5	9:10:48.543	5	1	1:49.883 P	32.212	32.369	45.302	264.0	9:10:53.149
6	1	1:43.261	32.135	32.368	38.758	260.8	9:12:31.804	6	1	6:55.109	5:39.658	37.519	37.932		9:17:48.258
7	1	1:50.594 P	32.204	32.312	46.078	261.5	9:14:22.398	7	1	1:41.438	32.243	31.898	37.297	264.0	9:19:29.696
8	1	4:44.072	3:31.071	34.901	38.100		9:19:06.470	8	1	1:41.451	31.844	32.182	37.425	265.3	9:21:11.147
9	1	1:41.243	31.971	32.096	37.176	261.5	9:20:47.713	9	1	1:54.686	36.513	36.234	41.939	266.6	9:23:05.833
10	1	4:41.211	31.953	32.010	37.248	261.5	9:22:28.924	10	1	4:41.609	31.950	32.057	37.596	265.3	9:24:47.436
11	1	4:54.679 P	31.964	32.761	49.954	262.1	9:24:23.603	11	1	1:55.464 P	34.116	34.544	46.804	266.0	9:26:42.900

31 Hash Porsche 911 GT3 R (992) **54** Dexter Müller Mercedes AMG GT3 EVO

PROAM Alex Fontana Car Collection Motorsport							PROAM Yannick Mettler SPS Automotive Performance								
Lap	D	Time	Sector 1	Sector 2	Sector 3	T. Spd	Elapsed	Lap	D	Time	Sector 1	Sector 2	Sector 3	T. Spd	Elapsed
1	1	9:02:04.855	9:00:49.868	33.582	41.405		9:02:04.855	1	1	9:04:19.806	9:02:56.291	39.372	44.143		9:04:19.806
2	1	4:42.626	32.535	32.471	37.620	262.7	9:03:47.481	2	1	1:43.263	32.538	33.003	37.722	260.2	9:06:03.069
3	2	1:51.253 P	33.411	33.462	44.380	268.6	9:05:38.734	3	1	1:43.322	32.703	32.910	37.709	261.5	9:07:46.391
4	2	2:24.540	1:14.916	32.291	37.333		9:08:03.274	4	1	1:48.852	34.398	33.443	41.011	261.5	9:09:35.243
5	2	1:40.398	31.675	31.920	36.803	266.6	9:09:43.672	5	1	4:43.969	32.771	33.192	38.006	262.1	9:11:19.212
6	2	1:40.521	31.640	31.914	36.967	266.6	9:11:24.193	6	1	1:56.023 P	33.018	37.871	45.134	262.1	9:13:15.235
7	2	1:40.361	31.449	31.860	37.052	267.3	9:13:04.554	7	1	5:09.162	3:55.721	32.932	40.509		9:18:24.397
8	2	1:50.114 P	31.739	33.021	45.354	266.6	9:14:54.668	8	1	1:42.632	32.589	32.525	37.518	260.8	9:20:07.029
9	2	2:29.246	1:18.541	32.536	38.169		9:17:23.914	9	1	1:42.599	32.482	32.634	37.483	262.7	9:21:49.628
10	2	1:40.245	31.696	31.836	36.713	265.3	9:19:04.159	10	1	1:45.693	32.679	33.682	39.332	263.4	9:23:35.321
11	2	1:39.966	31.553	31.771	36.642	265.3	9:20:44.125	11	1	1:42.925	32.431	32.667	37.827	263.4	9:25:18.246
12	2	4:40.183	31.519	31.851	36.813	266.6	9:22:24.308	12	1	2:06.339 P	34.490	39.243	52.606	262.7	9:27:24.585
13	2	1:48.711 P	31.631	31.911	45.169	268.6	9:24:13.019								





Autodromo Int. do Algarve
International GT Open
Qualifying - 2 Driver - 2
Lap Analysis



108

Ameerh Naran

Mercedes AMG GT3 EVO

AM

GetSpeed

Lap	D	Time	Sector 1	Sector 2	Sector 3	T. Spd	Elapsed
1	2	9:02:17.705	9:01:03.155	35.129	39.421		9:02:17.705
2	2	1:46.096	33.306	33.847	38.943	261.5	9:04:03.801
3	2	1:46.920	33.681	34.437	38.802	260.8	9:05:50.721
4	2	1:48.704	33.021	34.867	40.816	259.6	9:07:39.425
5	2	1:46.534	33.242	34.213	39.076	260.8	9:09:25.956
6	2	1:45.612	32.821	33.970	38.821	258.9	9:11:11.568
7	2	1:48.099	33.196	33.838	41.065	263.4	9:12:59.667
8	2	1:45.744	32.967	33.859	38.888	257.1	9:14:45.381
9	2	1:45.390	32.810	33.782	38.798	260.2	9:16:30.771
10	2	1:44.794	32.697	33.499	38.598	259.6	9:18:15.565
11	2	1:44.658	32.771	33.397	38.490	261.5	9:20:00.223
12	2	1:44.054	32.501	33.197	38.356	262.7	9:21:44.277
13	2	1:44.070	32.401	33.214	38.455	260.8	9:23:28.347
14	2	1:44.508	32.807	33.490	38.211	263.4	9:25:12.855
15	1	2:10.366 P	35.724	42.407	52.235	263.4	9:27:23.221

188

Mark Sansom

McLaren 720S GT3 EVO

AM

Miguel Ramos

Garage 59

Lap	D	Time	Sector 1	Sector 2	Sector 3	T. Spd	Elapsed
1	1	9:02:07.582	9:00:48.721	36.439	42.422		9:02:07.582
2	1	1:58.222 P	34.179	35.672	48.371	255.9	9:04:05.804
3	1	2:41.389	1:29.348	33.490	38.551		9:06:47.193
4	1	1:44.371	32.834	33.342	38.195	258.9	9:08:31.564
5	1	1:44.153	32.667	33.180	38.306	261.5	9:10:15.717
6	1	1:48.883	33.224	34.280	41.379	262.1	9:12:04.600
7	1	1:44.596	33.149	33.110	38.337	258.3	9:13:49.196
8	1	1:51.548 P	32.895	33.093	45.560	260.2	9:15:40.744
9	1	2:38.555	1:25.894	32.890	39.771		9:18:19.299
10	1	1:43.425	32.782	32.810	37.833	260.2	9:20:02.724
11	1	1:43.450	32.637	32.764	38.049	261.5	9:21:46.174
12	1	1:45.743	32.619	33.291	39.803	262.1	9:23:31.887
13	1	1:43.486	32.725	32.782	37.979	261.5	9:25:15.373
14	1	2:02.221 P	34.214	37.770	50.237	262.1	9:27:17.594

777

Marcin Jedliński

Ferrari 296 GT3

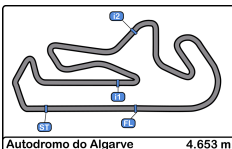
PROAM

Karol Basz

Olimp Racing

Lap	D	Time	Sector 1	Sector 2	Sector 3	T. Spd	Elapsed
1	1	9:03:46.696	9:02:32.731	34.405	39.560		9:03:46.696
2	1	1:47.807	35.185	33.582	39.040	259.6	9:05:34.503
3	1	1:55.891 P	34.807	33.713	47.371	261.5	9:07:30.394
4	1	3:07.403	1:55.698	33.413	38.292		9:10:37.797
5	1	1:44.006	32.910	32.854	38.242	262.1	9:12:21.803
6	1	1:43.851	32.513	33.157	38.181	262.1	9:14:05.654
7	1	1:53.044 P	32.661	33.142	47.211	262.1	9:15:58.668
8	1	3:47.138	2:29.055	33.501	44.582		9:19:45.806
9	1	1:43.572	32.432	32.928	38.212	260.8	9:21:29.378
10	1	1:43.342	32.579	32.979	37.784	263.4	9:23:12.720
11	1	1:51.655 P	32.269	32.905	46.481	264.0	9:25:04.375





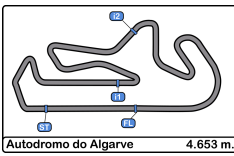
Autodromo Int. do Algarve
International GT Open
Qualifying - 2 Driver - 2
Best Sectors Results



Autodromo do Algarve 4.653 m.

Sector - 1			Sector - 2			Sector - 3			Ideal Lap vs Best Lap		
Clas	Nº Driver	Time	Nº Driver	Time	Nº Driver	Time	Clas	Nº Driver	Ideal Lap	Best Lap	Clas
1	31 Alex Fontana	31.449	1 Christopher Haase	31.653	20 Dominik Baumann	36.548	1	31 Alex Fontana	1:39.862	1:39.966	1
2	18 Alexey Nesov	31.560	18 Alexey Nesov	31.758	31 Alex Fontana	36.642	2	20 Dominik Baumann	1:40.042	1:40.234	2
3	20 Dominik Baumann	31.589	31 Alex Fontana	31.771	65 Lukas Dunner	36.714	3	82 Ralf Aron	1:40.230	1:40.362	3
4	82 Ralf Aron	31.595	11 Levente Révész	31.807	82 Ralf Aron	36.826	4	18 Alexey Nesov	1:40.295	1:40.476	5
5	1 Christopher Haase	31.611	82 Ralf Aron	31.809	11 Levente Révész	36.931	5	65 Lukas Dunner	1:40.390	1:40.479	6
6	55 Vincent Abril	31.675	51 Carl Bennett	31.898	18 Alexey Nesov	36.977	6	1 Christopher Haase	1:40.418	1:40.426	4
7	65 Lukas Dunner	31.692	4 Zac Meakin	31.901	17 Tom Emson	37.015	7	11 Levente Révész	1:40.430	1:40.545	7
8	11 Levente Révész	31.692	20 Dominik Baumann	31.905	13 Robert Visoiu	37.057	8	33 James Kell	1:40.880	1:41.086	10
9	4 Zac Meakin	31.801	79 Fabio Babini	31.913	33 James Kell	37.108	9	55 Vincent Abril	1:40.917	1:41.069	9
10	33 James Kell	31.814	33 James Kell	31.958	9 Anthony Bartone	37.120	10	4 Zac Meakin	1:40.934	1:41.002	8
11	9 Anthony Bartone	31.819	65 Lukas Dunner	31.984	63 Artem Petrov	37.150	11	63 Artem Petrov	1:41.018	1:41.218	14
12	5 Krystian Korzeniowski	31.843	63 Artem Petrov	31.997	1 Christopher Haase	37.154	12	51 Carl Bennett	1:41.039	1:41.438	18
13	51 Carl Bennett	31.844	28 Amaury Bonduel	32.010	28 Amaury Bonduel	37.176	13	9 Anthony Bartone	1:41.053	1:41.190	13
14	17 Tom Emson	31.867	55 Vincent Abril	32.035	5 Krystian Korzeniowski	37.201	14	17 Tom Emson	1:41.064	1:41.180	12
15	63 Artem Petrov	31.871	21 Michele Rugolo	32.062	55 Vincent Abril	37.207	15	28 Amaury Bonduel	1:41.139	1:41.243	17
16	13 Robert Visoiu	31.883	9 Anthony Bartone	32.114	4 Zac Meakin	37.232	16	79 Fabio Babini	1:41.145	1:41.239	16
17	21 Michele Rugolo	31.891	5 Krystian Korzeniowski	32.127	51 Carl Bennett	37.297	17	5 Krystian Korzeniowski	1:41.171	1:41.171	11
18	79 Fabio Babini	31.904	19 Robin Rogalski	32.127	79 Fabio Babini	37.328	18	13 Robert Visoiu	1:41.231	1:41.231	15
19	28 Amaury Bonduel	31.953	17 Tom Emson	32.182	21 Michele Rugolo	37.449	19	21 Michele Rugolo	1:41.402	1:41.488	19
20	19 Robin Rogalski	31.954	13 Robert Visoiu	32.291	54 Dexter Müller	37.483	20	19 Robin Rogalski	1:41.571	1:41.571	20
21	26 Michael Blanchemain	32.089	26 Michael Blanchemain	32.462	19 Robin Rogalski	37.490	21	54 Dexter Müller	1:42.439	1:42.599	21
22	777 Marcin Jedliński	32.269	80 Iván Velasco	32.486	777 Marcin Jedliński	37.784	22	26 Michael Blanchemain	1:42.595	1:42.967	22
23	10 Stephen Grove	32.370	54 Dexter Müller	32.525	188 Mark Sansom	37.833	23	777 Marcin Jedliński	1:42.907	1:43.572	26
24	108 Ameerh Naran	32.401	10 Stephen Grove	32.762	80 Iván Velasco	37.981	24	80 Iván Velasco	1:42.913	1:43.111	23
25	54 Dexter Müller	32.431	188 Mark Sansom	32.764	26 Michael Blanchemain	38.044	25	10 Stephen Grove	1:43.191	1:43.210	24
26	80 Iván Velasco	32.446	777 Marcin Jedliński	32.854	10 Stephen Grove	38.059	26	188 Mark Sansom	1:43.216	1:43.486	25
27	188 Mark Sansom	32.619	6 Aaron Walker	32.904	108 Ameerh Naran	38.211	27	108 Ameerh Naran	1:43.809	1:44.794	27
28	77 Alfredo Hernández	33.202	77 Alfredo Hernández	32.988	77 Alfredo Hernández	38.490	28	77 Alfredo Hernández	1:44.680	1:44.880	28
29	86 Thorvaldur Gissurarson	33.273	108 Ameerh Naran	33.197	86 Thorvaldur Gissurarson	38.679	29	86 Thorvaldur Gissurarson	1:45.620	1:45.620	29
30	6 Aaron Walker	2:56.808	86 Thorvaldur Gissurarson	33.668	6 Aaron Walker	48.443	30	6 Aaron Walker	4:18.155	Transpon	30



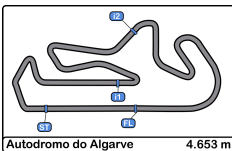


Autodromo Int. do Algarve
International GT Open
Qualifying - 2 Driver - 2
Best 5 Lap Times



Cl	N°	Entrant/Team	Nat	Driver 1	Nat	Driver 2	Nat	Vehicle	Cat	Cl	Best 1		Best 2		Best 3		Best 4		Best 5	
											Time	Lap	Time	Lap	Time	Lap	Time	Lap	Time	Lap
1	31	Car Collection Motorsport	DEU	Hash	USA	Alex Fontana	CHE	Porsche 911 GT3 R (992)	PROAM	1	1:39.966	11	1:40.245	10	1:40.361	7	1:40.398	5	1:40.521	6
2	20	SPS Automotive Performance	DEU	Valentin Pierburg	DEU	Dominik Baumann	AUT	Mercedes AMG GT3 EVO	PROAM	2	1:40.234	8	1:40.429	10	1:40.462	11	1:40.685	5	1:40.779	4
3	82	GetSpeed	DEU	Marcelo Ramírez	MEX	Ralf Aron	EST	Mercedes AMG GT3 EVO	PRO	1	1:40.362	8	1:40.605	12	1:40.876	5	1:40.932	11	1:41.247	3
4	1	Eastalent Racing	AUT	Simon Reicher	AUT	Christopher Haase	DEU	Audi R8 LMS GT3 EVO II	PRO	2	1:40.426	10	1:40.643	6	1:40.701	5	1:41.808	9	1:57.052	7
5	18	Dinamic GT	ITA	Alexey Nesov	MDA	Maksim Kizilov	MDA	Porsche 911 GT3 R (992)	PRO	3	1:40.476	7	1:40.524	9	1:40.818	3	1:44.463	6	2:11.590	10
6	65	Team Motopark	DEU	Heiko Neumann	DEU	Lukas Dunner	AUT	Mercedes AMG GT3 EVO	PROAM	3	1:40.479	6	1:40.646	7	1:40.934	3	1:41.392	2	1:49.275	4
7	11	Team Motopark	DEU	Levente Révész	HUN	Matteo Cairoli	ITA	Mercedes AMG GT3 EVO	PRO	4	1:40.545	9	1:40.600	7	1:41.461	3	1:44.442	2	1:46.120	8
8	4	Optimum Motorsport	GBR	Michael Porter	GBR	Zac Meakin	GBR	McLaren 720S GT3 EVO	PRO	5	1:41.002	10	1:41.022	9	1:43.037	8	1:46.798	12	4:08.281	6
9	55	AF Corse	ITA	Laurent De Meeus	BEL	Vincent Abril	FRA	Ferrari 296 GT3	PROAM	4	1:41.069	6	1:41.595	3	1:41.874	2	1:50.545	4	5:50.117	5
10	33	Greystone GT	GBR	Dean Macdonald	GBR	James Kell	GBR	McLaren 720S GT3 EVO	PRO	6	1:41.086	11	1:41.088	12	1:41.744	5	1:47.057	7	1:51.661	13
11	5	Olimp Racing	POL	Stanislaw Jedliński	POL	Krystian Korzeniowski	POL	Ferrari 296 GT3	AM	1	1:41.171	11	1:41.418	7	1:41.533	8	1:43.484	3	1:47.844	5
12	17	Elite Motorsport with Entire Race Engineering	GBR	Tom Lebbon	GBR	Tom Emson	GBR	Ferrari 296 GT3	PRO	7	1:41.180	9	1:41.806	4	1:41.847	11	1:47.530	6	1:47.932	10
13	9	GetSpeed	DEU	Anthony Bartone	USA	Fabian Schiller	DEU	Mercedes AMG GT3 EVO	PRO	8	1:41.190	10	1:41.421	12	1:41.840	9	1:41.909	6	1:41.925	5
14	63	Oregon Team	ITA	Antoine Doquin	FRA	Artem Petrov	GBR	Lamborghini Huracán GT3 EVO2	PRO	9	1:41.218	7	1:41.263	9	1:41.883	2	1:50.650	10	5:11.347	6
15	13	Team Motopark	DEU	Robert Visoiu	ROU	Niklas Krütten	DEU	Mercedes AMG GT3 EVO	PRO	10	1:41.231	8	1:41.398	9	1:41.749	4	1:42.061	3	1:43.439	7
16	79	Tsunami RT	SMR	Johannes Zelger	ITA	Fabio Babini	ITA	Porsche 911 GT3 R (992)	PROAM	5	1:41.239	9	1:41.338	8	1:41.888	5	1:42.144	4	1:43.118	2
17	28	BDR Grupo Prom Racing Team	BEL	Amaury Bonduel	FRA	Luis Michael Dörrbecker	MEX	Mercedes AMG GT3 EVO	PRO	11	1:41.243	9	1:41.684	4	1:43.261	6	1:49.920	2	1:50.594	7
18	51	AF Corse	ITA	Carl Bennett	THA	Tommaso Mosca	ITA	Ferrari 296 GT3	PRO	12	1:41.438	7	1:41.451	8	1:42.093	4	1:46.160	3	1:49.883	5
19	21	AF Corse	ITA	Gino Forgiione	CHE	Michele Rugolo	ITA	Ferrari 296 GT3	AM	2	1:41.488	9	1:41.515	10	1:41.772	6	1:42.816	2	1:50.575	11
20	19	Oregon Team	ITA	Robin Rogalski	POL	Filip Ugran	ROU	Lamborghini Huracán GT3 EVO2	PRO	13	1:41.571	10	1:42.522	6	1:44.192	2	1:52.208	7	1:54.249	12
21	54	CBRX by SPS	DEU	Dexter Müller	CHE	Yannick Mettler	CHE	Mercedes AMG GT3 EVO	PROAM	6	1:42.599	9	1:42.632	8	1:42.925	11	1:43.263	2	1:43.322	3
22	26	Sainteloc Racing	FRA	Michael Blanchemain	FRA	Marcus Pöverud	NOR	Audi R8 LMS GT3 EVO II	PROAM	7	1:42.967	12	1:43.235	11	1:43.305	6	1:44.319	5	1:52.400	7
23	80	Mertel Motorsport	DEU	Luca Ludwig	DEU	Iván Velasco	ESP	Ferrari 488 GT3 Evo	PROAM	8	1:43.111	8	1:43.356	7	2:04.467	4	2:04.474	10		
24	10	Iron Lynx	ITA	Brenton Grove	AUS	Stephen Grove	AUS	Mercedes AMG GT3 EVO	PROAM	9	1:43.210	11	1:43.507	9	1:43.603	10	1:44.369	5	1:52.151	7
25	188	Garage 59	GBR	Mark Sansom	GBR	Miguel Ramos	PRT	McLaren 720S GT3 EVO	AM	3	1:43.486	13	1:44.371	4	1:44.596	7	1:48.883	6	1:51.548	8
26	777	Olimp Racing	POL	Marcin Jedliński	POL	Karol Basz	POL	Ferrari 296 GT3	PROAM	10	1:43.572	9	1:43.851	6	1:44.006	5	1:47.807	2	1:51.655	11
27	108	Vimana by GetSpeed	DEU	Ameerh Naran	ZWE			Mercedes AMG GT3 EVO	AM	4	1:44.794	10	1:45.390	9	1:45.612	6	1:46.096	2	1:46.920	3
28	77	BDR Grupo Prom Racing Team	BEL	Alfredo Hernández	MEX			Mercedes AMG GT3 EVO	AM	5	1:44.880	13	1:45.640	4	1:46.107	5	1:46.402	8	1:46.454	10
29	86	Team Thor	ISL	Audunn Gudmundsson	ISL	Thorvaldur Gissurason	ISL	Porsche 911 GT3 R (992)	AM	6	1:45.620	7	1:47.052	3	1:52.681	5				
30	6	GetSpeed	DEU	Steve Jans	LUX	Aaron Walker	GBR	Mercedes AMG GT3 EVO	PROAM	11										





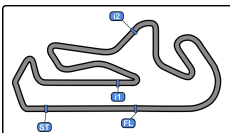
Autodromo Int. do Algarve
International GT Open
Qualifying - 2 Driver - 2
Best 5 Top Speeds



Autodromo do Algarve 4.653 m.

Cl	N°	Entrant/Team	Nat	Driver 1	Nat	Driver 2	Nat	Vehicle	Cat	Cl	Top 1		Top 2		Top 3		Top 4		Top 5		Avg
											Km/h	Lap	Km/h	Lap	Km/h	Lap	Km/h	Lap	Km/h	Lap	
1	31	Car Collection Motorsport	DEU	Hash	USA	Alex Fontana	CHE	Porsche 911 GT3 R (992)	PROAM	1	268.6	3	268.6	13	267.3	7	266.6	5	266.6	6	267.5
2	51	AF Corse	ITA	Carl Bennett	ITA	Tommaso Mosca	ITA	Ferrari 296 GT3	PRO	1	266.6	9	266.0	4	266.0	11	265.3	3	265.3	8	265.8
3	82	GetSpeed	DEU	Marcelo Ramírez	MEX	Ralf Aron	EST	Mercedes AMG GT3 EVO	PRO	2	266.6	10	266.0	4	266.0	9	265.3	6	265.3	11	265.8
4	1	Eastalent Racing	AUT	Simon Reicher	AUT	Christopher Haase	DEU	Audi R8 LMS GT3 EVO II	PRO	3	266.0	11	265.3	6	265.3	10	264.7	7	264.0	3	265.0
5	11	Team Motopark	DEU	Levente Révész	HUN	Matteo Cairoli	ITA	Mercedes AMG GT3 EVO	PRO	4	266.0	8	266.0	10	265.3	5	264.7	3	264.7	4	265.3
6	18	Dinamic GT	ITA	Alexey Nesov	IND	Maksim Kizilov	IND	Porsche 911 GT3 R (992)	PRO	5	266.0	2	266.0	3	266.0	4	266.0	7	266.0	9	266.0
7	20	SPS Automotive Performance	DEU	Valentin Pierburg	DEU	Dominik Baumann	AUT	Mercedes AMG GT3 EVO	PROAM	2	266.0	6	265.3	11	264.7	9	264.0	5	264.0	12	264.8
8	26	Sainteloc Racing	FRA	Michael Blanchemain	FRA	Marcus Páverud	NOR	Audi R8 LMS GT3 EVO II	PROAM	3	266.0	11	264.0	10	264.0	12	263.4	9	263.4	13	264.1
9	5	Olimp Racing	POL	Stanislaw Jedliński	POL	Krystian Korzeniowski	POL	Ferrari 296 GT3	AM	1	265.3	5	265.3	9	264.0	11	264.0	12	263.4	3	264.4
10	17	Elite Motorsport with Entire Race Engineering	GBR	Tom Lebbon	GBR	Tom Emson	GBR	Ferrari 296 GT3	PRO	6	265.3	10	264.0	8	263.4	9	262.7	4	262.7	5	263.6
11	33	Greystone GT	GBR	Dean Macdonald	GBR	James Kell	GBR	McLaren 720S GT3 EVO	PRO	7	265.3	6	265.3	9	264.7	10	264.0	13	263.4	5	264.5
12	79	Tsunami RT	SMR	Johannes Zelger	ITA	Fabio Babini	ITA	Porsche 911 GT3 R (992)	PROAM	4	265.3	6	264.7	5	264.0	3	264.0	10	264.0	11	264.4
13	9	GetSpeed	DEU	Anthony Bartone	USA	Fabian Schiller	DEU	Mercedes AMG GT3 EVO	PRO	8	264.7	11	264.7	12	264.0	6	262.7	4	262.7	5	263.8
14	10	Iron Lynx	ITA	Brenton Grove	AUS	Stephen Grove	AUS	Mercedes AMG GT3 EVO	PROAM	5	264.7	10	260.8	12	258.9	7	257.7	5	257.7	6	260.0
15	13	Team Motopark	DEU	Robert Visoiu	ROU	Niklas Krütten	DEU	Mercedes AMG GT3 EVO	PRO	9	264.7	4	264.7	5	264.0	3	264.0	10	263.4	9	264.1
16	65	Team Motopark	DEU	Heiko Neumann	DEU	Lukas Dunner	AUT	Mercedes AMG GT3 EVO	PROAM	6	264.7	7	264.0	3	264.0	4	264.0	8	262.7	6	263.9
17	4	Optimum Motorsport	GBR	Michael Porter	GBR	Zac Meakin	GBR	McLaren 720S GT3 EVO	PRO	10	264.0	5	264.0	10	263.4	4	263.4	8	263.4	11	263.6
18	777	Olimp Racing	POL	Marcin Jedliński	POL	Karol Basz	POL	Ferrari 296 GT3	PROAM	7	264.0	11	263.4	10	262.1	5	262.1	6	262.1	7	262.7
19	21	AF Corse	ITA	Gino Forgiione	CHE	Michele Rugolo	ITA	Ferrari 296 GT3	AM	2	263.4	5	262.7	7	262.1	4	262.1	6	262.1	9	262.5
20	54	CBRX by SPS	DEU	Dexter Müller	CHE	Yannick Mettler	CHE	Mercedes AMG GT3 EVO	PROAM	8	263.4	10	263.4	11	262.7	9	262.7	12	262.1	5	262.9
21	55	AF Corse	ITA	Laurent De Meeus	BEL	Vincent Abril	FRA	Ferrari 296 GT3	PROAM	9	263.4	7	263.4	8	262.7	4	262.1	3	261.5	6	262.6
22	108	Vimana by GetSpeed	DEU	Ameerh Naran	ZWE			Mercedes AMG GT3 EVO	AM	3	263.4	7	263.4	14	263.4	15	262.7	12	261.5	2	262.9
23	80	Mertel Motorsport	DEU	Luca Ludwig	DEU	Iván Velasco	ESP	Ferrari 488 GT3 Evo	PROAM	10	262.7	2	262.1	9	262.1	10	261.5	4	261.5	8	262.0
24	28	BDR Grupo Prom Racing Team	BEL	Amaury Bonduel	FRA	Luis Michael Dörrbecker	MEX	Mercedes AMG GT3 EVO	PRO	11	262.1	4	262.1	11	261.5	5	261.5	7	261.5	9	261.7
25	63	Oregon Team	ITA	Antoine Doquin	FRA	Artem Petrov	ISR	Lamborghini Huracán GT3 EVO2	PRO	12	262.1	10	261.5	3	261.5	8	261.5	9	259.6	4	261.2
26	188	Garage 59	GBR	Mark Sansom	GBR	Miguel Ramos	PRT	McLaren 720S GT3 EVO	AM	4	262.1	6	262.1	12	262.1	14	261.5	5	261.5	11	261.8
27	19	Oregon Team	ITA	Robin Rogalski	POL	Filip Ugran	ROU	Lamborghini Huracán GT3 EVO2	PRO	13	260.8	5	260.8	10	260.8	11	260.2	4	260.2	7	260.6
28	77	BDR Grupo Prom Racing Team	BEL	Alfredo Hernández	MEX			Mercedes AMG GT3 EVO	AM	5	260.8	5	260.8	9	260.8	14	260.2	11	259.6	6	260.4
29	86	Team Thor	ISL	Audunn Gudmundsson	ISL	Thorvaldur Gissurarson	ISL	Porsche 911 GT3 R (992)	AM	6	260.8	8	260.2	4	259.6	3	259.6	6	259.6	7	259.9





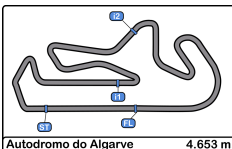
Autodromo Int. do Algarve
International GT Open
Qualifying - 2 Driver - 2
Fastest Laps Sequence

Autodromo do Algarve 4.653 m.



Lap	Time of Day	Session Time	Nº Entrant/Team	Nat	Driver 1	Nat	Driver 2	Nat	Vehicle	Cat	Time	Km/h
2	9:03:45.018	3:45.018	28 BDR Grupo Prom Racing Team	BEL	Amaury Bonduel	FRA	Luis Michael Dörrbecker	MEX	Mercedes AMG GT3 EVO	PRO	1:49.920	152.3
2	9:03:55.601	3:55.601	11 Team Motopark	HUN	Levente Révész	HUN	Matteo Cairoli	ITA	Mercedes AMG GT3 EVO	PRO	1:44.442	160.3
2	9:04:14.528	4:14.528	65 Team Motopark	DEU	Heiko Neumann	DEU	Lukas Dunner	AUT	Mercedes AMG GT3 EVO	PROAM	1:41.392	165.2
3	9:05:55.462	5:55.462	65 Team Motopark	DEU	Heiko Neumann	DEU	Lukas Dunner	AUT	Mercedes AMG GT3 EVO	PROAM	1:40.934	165.9
4	9:09:08.343	9:08.343	20 SPS Automotive Performance	DEU	Valentin Pierburg	DEU	Dominik Baumann	AUT	Mercedes AMG GT3 EVO	PROAM	1:40.779	166.2
5	9:09:43.672	9:43.672	31 Car Collection Motorsport	DEU	Hash	USA	Alex Fontana	CHE	Porsche 911 GT3 R (992)	PROAM	1:40.398	166.8
7	9:13:04.554	13:04.554	31 Car Collection Motorsport	DEU	Hash	USA	Alex Fontana	CHE	Porsche 911 GT3 R (992)	PROAM	1:40.361	166.9
10	9:19:04.159	19:04.159	31 Car Collection Motorsport	DEU	Hash	USA	Alex Fontana	CHE	Porsche 911 GT3 R (992)	PROAM	1:40.245	167.0
11	9:20:44.125	20:44.125	31 Car Collection Motorsport	DEU	Hash	USA	Alex Fontana	CHE	Porsche 911 GT3 R (992)	PROAM	1:39.966	167.5





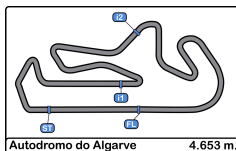
Autodromo Int. do Algarve
International GT Open
Qualifying - 2 Driver - 2
Event Best Maximum Speed



Autodromo do Algarve 4.653 m.

Nº	Entrant/Team	Nat	Driver 1	Nat	Driver 2	Nat	Vehicle	Cat	Km/h	Session
75	Team ISR	CZE	Filip Salaquarda	CZE	Libor Milota	CZE	Audi R8 LMS GT3 EVO II	PROAM	269.3	Private test - 2
31	Car Collection Motorsport	DEU	Hash	USA	Alex Fontana	CHE	Porsche 911 GT3 R (992)	PROAM	268.6	Qualifying - 2 Driver - 2
82	GetSpeed	DEU	Marcelo Ramirez	MEX	Ralf Aron	EST	Mercedes AMG GT3 EVO	PRO	267.9	Private test - 2
51	AF Corse	ITA	Carl Bennett	THA	Tommaso Mosca	ITA	Ferrari 296 GT3	PRO	267.9	Private test - 2
9	GetSpeed	DEU	Anthony Bartone	USA	Fabian Schiller	DEU	Mercedes AMG GT3 EVO	PRO	267.9	Private test - 2
79	Tsunami RT	GBR	Johannes Zelger	ITA	Fabio Babini	ITA	Porsche 911 GT3 R (992)	PROAM	267.9	Private test - 2
4	Optimum Motorsport	GBR	Michael Porter	GBR	Zac Meakin	GBR	McLaren 720S GT3 EVO	PRO	267.3	Private test - 2
86	Team Thor	ISL	Audunn Gudmundsson	ISL	Thorvaldur Gissurarson	ISL	Porsche 911 GT3 R (992)	AM	266.6	Private test - 2
11	Team Motopark	DEU	Levente Révész	HUN	Matteo Cairoli	ITA	Mercedes AMG GT3 EVO	PRO	266.6	Private test - 2
30		X		X		X			266.6	Private test - 2
17	Elite Motorsport with Entire Race Engineering	GBR	Tom Lebbon	GBR	Tom Emson	GBR	Ferrari 296 GT3	PRO	266.6	Private test - 2
777	Olimp Racing	POL	Marcin Jedliński	POL	Karol Basz	POL	Ferrari 296 GT3	PROAM	266.6	Private test - 2
18	Dinamic GT	ITA	Alexey Nesov	MD	Maksim Kizilov	MD	Porsche 911 GT3 R (992)	PRO	266.0	Private test - 2
13	Team Motopark	DEU	Robert Visoiu	ROU	Niklas Krütten	DEU	Mercedes AMG GT3 EVO	PRO	266.0	Private test - 2
65	Team Motopark	DEU	Heiko Neumann	DEU	Lukas Dunner	AUT	Mercedes AMG GT3 EVO	PROAM	266.0	Private test - 2
33	Greystone GT	GBR	Dean Macdonald	GBR	James Kell	GBR	McLaren 720S GT3 EVO	PRO	266.0	Private test - 2
26	Sainteloc Racing	FRA	Michael Blanchemain	FRA	Marcus Páverud	NOR	Audi R8 LMS GT3 EVO II	PROAM	266.0	Private test - 2
20	SPS Automotive Performance	DEU	Valentin Pierburg	DEU	Dominik Baumann	AUT	Mercedes AMG GT3 EVO	PROAM	266.0	Qualifying - 2 Driver - 2
1	Eastalent Racing	AUT	Simon Reicher	AUT	Christopher Haase	DEU	Audi R8 LMS GT3 EVO II	PRO	266.0	Qualifying - 2 Driver - 2
21	AF Corse	ITA	Gino Forgione	CHE	Michele Rugolo	ITA	Ferrari 296 GT3	AM	265.3	Private test - 1
5	Olimp Racing	POL	Stanislaw Jedliński	POL	Krystian Korzeniowski	POL	Ferrari 296 GT3	AM	265.3	Private test - 1
28	BDR Grupo Prom Racing Team	BEL	Amaury Bonduel	FRA	Luis Michael Dörrbecker	MEX	Mercedes AMG GT3 EVO	PRO	265.3	Private test - 2
80	Mertel Motorsport	DEU	Luca Ludwig	DEU	Iván Velasco	ESP	Ferrari 488 GT3 Evo	PROAM	264.7	Private test - 2
188	Garage 59	GBR	Mark Sansom	GBR	Miguel Ramos	PRT	McLaren 720S GT3 EVO	AM	264.7	Private test - 2
54	CBRX by SPS	DEU	Dexter Müller	CHE	Yannick Mettler	CHE	Mercedes AMG GT3 EVO	PROAM	264.7	Private test - 2
10	Iron Lynx	ITA	Brenton Grove	AUS	Stephen Grove	AUS	Mercedes AMG GT3 EVO	PROAM	264.7	Qualifying - 2 Driver - 2
19	Oregon Team	ITA	Robin Rogalski	POL	Filip Ugran	ROU	Lamborghini Huracán GT3 EVO2	PRO	264.0	Private test - 2
55	AF Corse	ITA	Laurent De Meeus	BEL	Vincent Abril	FRA	Ferrari 296 GT3	PROAM	264.0	Private test - 2
6	GetSpeed	DEU	Steve Jans	LUX	Aaron Walker	GBR	Mercedes AMG GT3 EVO	PROAM	263.4	Private test - 2
108	Vimana by GetSpeed	DEU	Ameerh Naran	ZWE		GBR	Mercedes AMG GT3 EVO	AM	263.4	Qualifying - 2 Driver - 2
63	Oregon Team	ITA	Antoine Doquin	FRA	Artem Petrov	ISR	Lamborghini Huracán GT3 EVO2	PRO	262.7	Private test - 2
77	BDR Grupo Prom Racing Team	BEL	Alfredo Hernández	MEX			Mercedes AMG GT3 EVO	AM	261.5	Private test - 2





Autodromo Int. do Algarve
International GT Open
Qualifying - 2 Driver - 2
Pit Stop Analysis



1 Simon Reicher Audi R8 LMS GT3 EVO II
 PRO Christopher Haase Eastalent Racing

Nº	In Day Time	In Time	Out Time	Pit Time	T. Pit Time	Handicap	Diff.
1	9:07:07.410	9:07:07.410	9:09:40.655	2:33.245	2:33.245	1:15.0	
2	9:16:44.143	9:16:44.143	9:20:31.871	3:47.728	6:20.973	1:15.0	

4 Michael Porter McLaren 720S GT3 EVO
 PRO Zac Meakin Optimum Motorsport

Nº	In Day Time	In Time	Out Time	Pit Time	T. Pit Time	Handicap	Diff.
1	9:11:33.635	9:11:33.635	9:13:55.714	2:22.079	2:22.079	1:15.0	

6 Steve Jans Mercedes AMG GT3 EVO
 PROAM Aaron Walker GetSpeed

Nº	In Day Time	In Time	Out Time	Pit Time	T. Pit Time	Handicap	Diff.
1	9:02:04.709	9:02:04.709	9:04:34.529	2:29.820	2:29.820	1:15.0	

9 Anthony Bartone Mercedes AMG GT3 EVO
 PRO Fabian Schiller GetSpeed

Nº	In Day Time	In Time	Out Time	Pit Time	T. Pit Time	Handicap	Diff.
1	9:02:01.753	9:02:01.753	9:04:39.765	2:38.012	2:38.012	1:15.0	
2	9:15:00.870	9:15:00.870	9:17:01.632	2:00.762	4:38.774	1:15.0	

10 Brenton Grove Mercedes AMG GT3 EVO
 PROAM Stephen Grove Iron Lynx

Nº	In Day Time	In Time	Out Time	Pit Time	T. Pit Time	Handicap	Diff.
1	9:03:45.616	9:03:45.616	9:04:50.172	1:04.556	1:04.556	1:15.0	-10.4
2	9:13:35.139	9:13:35.139	9:14:38.680	1:03.541	2:08.097	1:15.0	-11.4

11 Levente Révész Mercedes AMG GT3 EVO
 PRO Matteo Cairoli Team Motopark

Nº	In Day Time	In Time	Out Time	Pit Time	T. Pit Time	Handicap	Diff.
1	9:09:04.034	9:09:04.034	9:18:08.361	9:04.327	9:04.327	1:15.0	

13 Robert Visoiu Mercedes AMG GT3 EVO
 PRO Niklas Krütten Team Motopark

Nº	In Day Time	In Time	Out Time	Pit Time	T. Pit Time	Handicap	Diff.
1	9:09:34.710	9:09:34.710	9:18:40.942	9:06.232	9:06.232	1:15.0	

17 Tom Lebbon Ferrari 296 GT3
 PRO Tom Emson Elite Motorsport

Nº	In Day Time	In Time	Out Time	Pit Time	T. Pit Time	Handicap	Diff.
1	9:04:03.323	9:04:03.323	9:05:19.625	1:16.302	1:16.302	1:15.0	
2	9:12:18.464	9:12:18.464	9:16:01.733	3:43.269	4:59.571	1:15.0	

18 Alexey Nesov Porsche 911 GT3 R (992)
 PRO Maksim Kizilov Dinamic GT

Nº	In Day Time	In Time	Out Time	Pit Time	T. Pit Time	Handicap	Diff.
1	9:12:34.892	9:12:34.892	9:17:52.673	5:17.781	5:17.781	1:15.0	

19 Robin Rogalski Lamborghini Huracán GT3 EVO2
 PRO Filip Ugran Oregon Team

Nº	In Day Time	In Time	Out Time	Pit Time	T. Pit Time	Handicap	Diff.
1	9:14:01.014	9:14:01.014	9:16:16.251	2:15.237	2:15.237	1:15.0	

20 Valentin Pierburg Mercedes AMG GT3 EVO
 PROAM Dominik Baumann SPS Automotive Performance

Nº	In Day Time	In Time	Out Time	Pit Time	T. Pit Time	Handicap	Diff.
1	9:04:02.228	9:04:02.228	9:05:37.163	1:34.935	1:34.935	1:15.0	
2	9:12:37.810	9:12:37.810	9:17:49.251	5:11.441	6:46.376	1:15.0	

21 Gino Forgione Ferrari 296 GT3
 AM Michele Rugolo AF Corse

Nº	In Day Time	In Time	Out Time	Pit Time	T. Pit Time	Handicap	Diff.
1	9:14:11.441	9:14:11.441	9:15:55.630	1:44.189	1:44.189	1:15.0	

26 Michael Blanchemain Audi R8 LMS GT3 EVO II
 PROAM Marcus Páverud Sainteloc Racing

Nº	In Day Time	In Time	Out Time	Pit Time	T. Pit Time	Handicap	Diff.
1	9:03:57.345	9:03:57.345	9:05:14.598	1:17.253	1:17.253	1:15.0	
2	9:13:57.572	9:13:57.572	9:15:54.807	1:57.235	3:14.488	1:15.0	

28 Amaury Bonduel Mercedes AMG GT3 EVO
 PRO Luis Michael Dörrbecker BDR Grupo Prom Racing Team

Nº	In Day Time	In Time	Out Time	Pit Time	T. Pit Time	Handicap	Diff.
1	9:03:40.834	9:03:40.834	9:05:22.883	1:42.049	1:42.049	1:15.0	
2	9:14:18.158	9:14:18.158	9:17:22.702	3:04.544	4:46.593	1:15.0	

31 Hash Porsche 911 GT3 R (992)
 PROAM Alex Fontana Car Collection Motorsport

Nº	In Day Time	In Time	Out Time	Pit Time	T. Pit Time	Handicap	Diff.
1	9:05:34.558	9:05:34.558	9:06:23.077	48.519	48.519	1:15.0	-26.4
2	9:14:50.470	9:14:50.470	9:15:42.233	51.763	1:40.282	1:15.0	-23.2

33 Dean Macdonald McLaren 720S GT3 EVO
 PRO James Kell Greystone GT

Nº	In Day Time	In Time	Out Time	Pit Time	T. Pit Time	Handicap	Diff.
1	9:03:37.114	9:03:37.114	9:06:37.725	3:00.611	3:00.611	1:15.0	
2	9:15:12.542	9:15:12.542	9:17:30.625	2:18.083	5:18.694	1:15.0	

51 Carl Bennett Ferrari 296 GT3
 PRO Tommaso Mosca AF Corse

Nº	In Day Time	In Time	Out Time	Pit Time	T. Pit Time	Handicap	Diff.
1	9:10:48.963	9:10:48.963	9:16:00.210	5:11.247	5:11.247	1:15.0	

54 Dexter Müller Mercedes AMG GT3 EVO
 PROAM Yannick Mettler SPS Automotive Performance

Nº	In Day Time	In Time	Out Time	Pit Time	T. Pit Time	Handicap	Diff.
1	9:13:11.132	9:13:11.132	9:16:40.111	3:28.979	3:28.979	1:15.0	

55 Laurent De Meeus Ferrari 296 GT3
 PROAM Vincent Abril AF Corse

Nº	In Day Time	In Time	Out Time	Pit Time	T. Pit Time	Handicap	Diff.
1	9:11:40.512	9:11:40.512	9:15:48.795	4:08.283	4:08.283	1:15.0	

63 Antoine Doquin Lamborghini Huracán GT3 EVO2
 PRO Artem Petrov Oregon Team

Nº	In Day Time	In Time	Out Time	Pit Time	T. Pit Time	Handicap	Diff.
1	9:11:03.762	9:11:03.762	9:14:31.526	3:27.764	3:27.764	1:15.0	

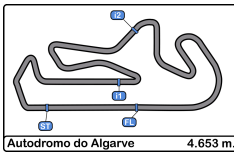
65 Heiko Neumann Mercedes AMG GT3 EVO
 PROAM Lukas Dunner Team Motopark

Nº	In Day Time	In Time	Out Time	Pit Time	T. Pit Time	Handicap	Diff.
1	9:07:40.561	9:07:40.561	9:20:14.823	12:34.262	12:34.262	1:15.0	

77 Alfredo Hernández Mercedes AMG GT3 EVO
 AM BDR Grupo Prom Racing Team

Nº	In Day Time	In Time	Out Time	Pit Time	T. Pit Time	Handicap	Diff.
1	9:12:03.761	9:12:03.761	9:13:52.615	1:48.854	1:48.854	1:15.0	





Autodromo Int. do Algarve
International GT Open
Qualifying - 2 Driver - 2
Pit Stop Analysis



79 Johannes Zelger Porsche 911 GT3 R (992)

PROAM Fabio Babini Tsunami RT

Nº	In Day Time	In Time	Out Time	Pit Time	T. Pit Time	Handicap	Diff.
1	9:12:16.454	9:12:16.454	9:15:07.912	2:51.458	2:51.458	1:15.0	

80 Luca Ludwig Ferrari 488 GT3 Evo

PROAM Iván Velasco Mertel Motorsport

Nº	In Day Time	In Time	Out Time	Pit Time	T. Pit Time	Handicap	Diff.
1	9:09:16.693	9:09:16.693	9:13:36.435	4:19.742	4:19.742	1:15.0	

82 Marcelo Ramírez Mercedes AMG GT3 EVO

PRO Ralf Aron GetSpeed

Nº	In Day Time	In Time	Out Time	Pit Time	T. Pit Time	Handicap	Diff.
1	9:01:55.901	9:01:55.901	9:04:22.403	2:26.502	2:26.502	1:15.0	
2	9:12:59.738	9:12:59.738	9:15:57.297	2:57.559	5:24.061	1:15.0	

188 Mark Sansom McLaren 720S GT3 EVO

AM Miguel Ramos Garage 59

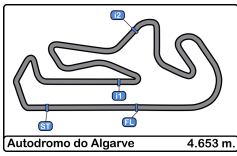
Nº	In Day Time	In Time	Out Time	Pit Time	T. Pit Time	Handicap	Diff.
1	9:04:01.581	9:04:01.581	9:05:03.942	1:02.361	1:02.361	1:15.0	-12.6
2	9:15:36.574	9:15:36.574	9:16:35.795	59.221	2:01.582	1:15.0	-15.7

777 Marcin Jedliński Ferrari 296 GT3

PROAM Karol Basz Olimp Racing

Nº	In Day Time	In Time	Out Time	Pit Time	T. Pit Time	Handicap	Diff.
1	9:07:26.246	9:07:26.246	9:08:53.103	1:26.857	1:26.857	1:15.0	
2	9:15:54.500	9:15:54.500	9:17:50.977	1:56.477	3:23.334	1:15.0	

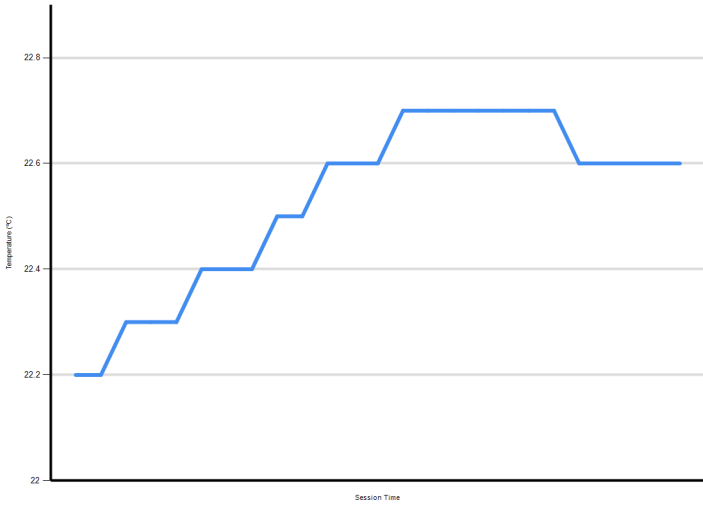




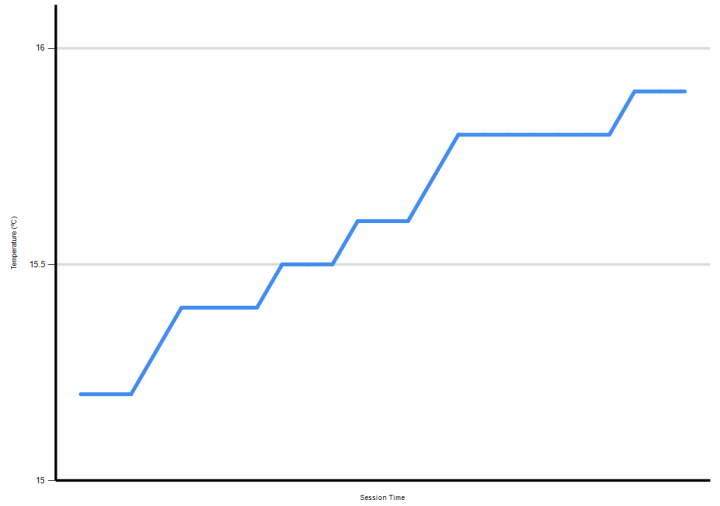
Autodromo Int. do Algarve
International GT Open
Qualifying - 2 Driver - 2
Weather Report



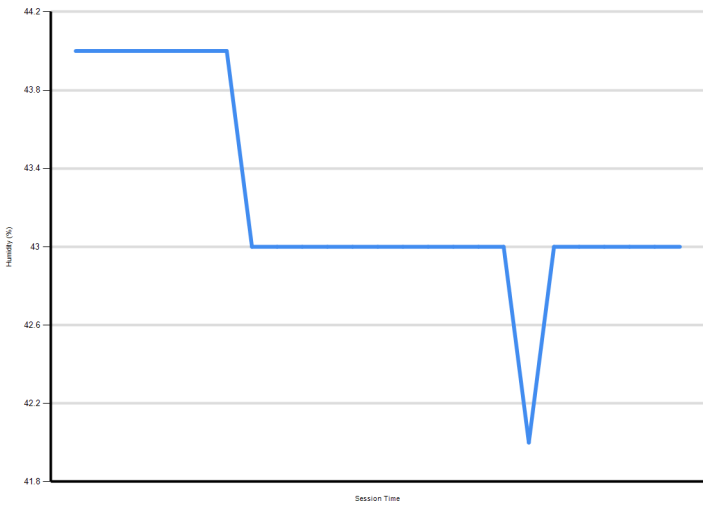
Air Temperature



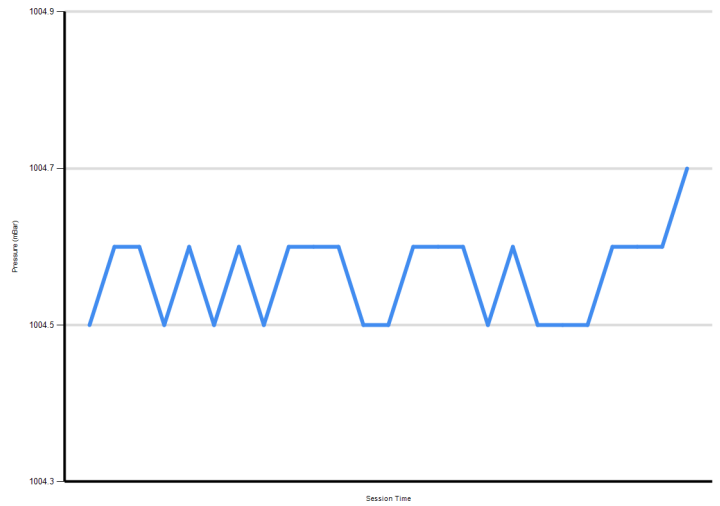
Track Temperature



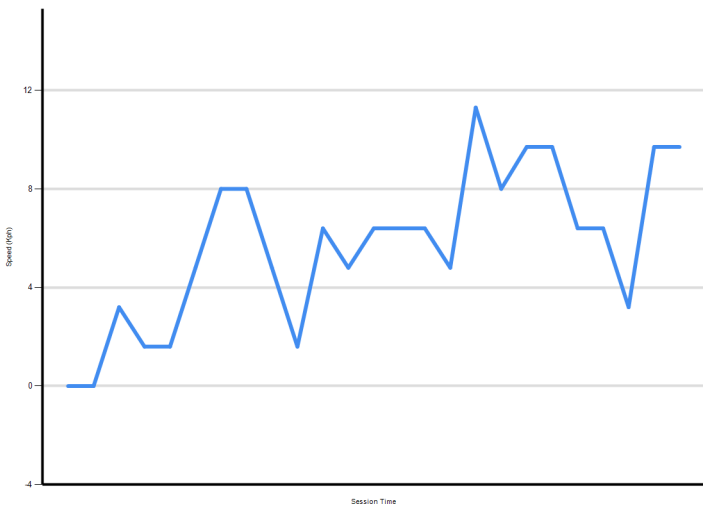
Humidity



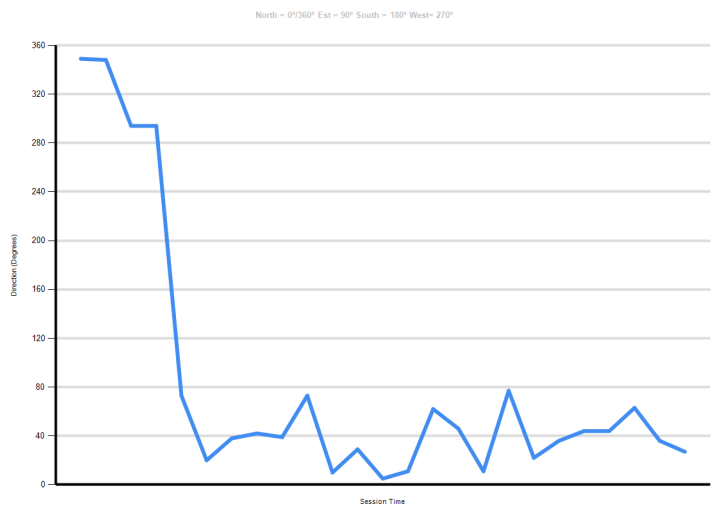
Pressure



Wind Speed



Wind direction



North = 0°/360° East = 90° South = 180° West = 270°

